

MASTERLINE®

ArchitecturalSystems

2018/2 MİMARİ KATALOG
2018/2 ARCHITECTURAL CATALOGUE



ALÜMİNYUM KAPI, PENCERE VE CEPHE SİSTEMLERİ
ALUMINIUM DOOR, WINDOW AND FACADE SYSTEMS

ENDER ALÜMİNYUM®

500
TÜRKİYE'NİN
İKİNCİ 500 BÜYÜK SANAYİ
KURULUŞU
2017

 **MASTERLINE®**

ArchitecturalSystems


2018 / 2019 MİMARİ KATALOG
2018 / 2019 ARCHITECTURAL CATALOGUE



ALÜMİNYUM KAPI, PENCERE VE CEPHE SİSTEMLERİ
ALUMINIUM DOOR, WINDOW AND FACADE SYSTEMS

 **ENDER ALÜMİNYUM®**

İYİ TASARIM, DOĞRU MALZEME İLE MÜKEMMELLEŞİR...



Ender Alüminyum Yapı Elemanları Sanayi ve Ticaret A.Ş. 2005 yılında Gaziantep 4. Organize Sanayi de 56.000 m2 lik fabrika alanındaki modern tesislerinde üretime başlamıştır.

Kuruluşundan bu yana sürekli gelişimi dikkate alan Ender Alüminyum, Orta Asya, Avrupa, Balkan ülkeleri, Afrika ve Arap ülkelerine ihracat yapmaktadır. Marka bilinirliğinin artması için ve ülkemizin alüminyum sektöründe önemli bir marka olması konusunda sürekli yatırımlarına devam etmektedir.

Müşterilerimizin tüm ihtiyaçlarını karşılamak için konusunda uzman ve tecrübeli pazarlama ekibimiz görev yapmaktadır. Ender ailesi müşterilerinin; ürün kalitesi ve performans beklentilerini, yenilikçi anlayışıyla sürekli geliştirerek, müşteri memnuniyetlerini arttırmayı ilke edinmiştir.


Ender Alüminyum modern tesislerinde ekstrüzyon, elektostatik toz boya, eloksal ve nihai uygulamaları bünyesinde bulundurmaktadır. 4 adet pres ile 12.000 ton ekstrüzyon imalatı, 9.000 ton Elokسال ve yıllık 3.000 ton statik toz boya ünitesi kapasitesine sahiptir.

Başlıca ürünleri;

- Muhtelif sanayi profilleri,
- Standart profiller,
- Yalıtımlı - yalıtımsız doğrama,
- Sürme,
- Işıklık,
- Çelik takviyeli cephe,

ayrıca müşterilerinin taleplerine göre siparişe yönelik hizmet verebilmektedir.

GOOD DESIGN PERFECTED WITH THE RIGHT MATERIAL...



In 2005, Ender Aluminum structural elements Co. began production in its modern facilities on 56000 m2 at Gaziantep's 4th organized industrial zone.

Since its establishment, Ender Aluminum focuses on continuous development and exports to Middle Asia, Europe, Balkans, Africa and Arabic countries. Ender Aluminum makes continuous investments for increasing its brand awareness and making Turkey an important brand name in aluminum sector.

Its expert and experienced marketing team is working to fulfill all customers' need. The main principle of Ender family is improving customer satisfactions about product quality and performance expectations with its innovative approach and continuous development.

The modern facility of Ender Aluminum contains extrusions, electrostatic powder paint, anodized paint and final applications. The production capacities are: 12000 tons of extrusion with 4 presses, 9000 tons of anodized painted and 3000 tons of electrostatic powder painted product.

Main products are:

- Miscellaneous industrial profiles
- Standard profiles
- With or without heat insulated joinery
- Sliding
- Skylight
- Steel reinforced facade
- Also could serve according to the customer needs



YENİ NESİL SİSTEMLER

A NEW GENERATION
OF SYSTEMS

**ALÜMİNYUM KAPI,
PENCERE VE CEPHE
SİSTEMLERİ**

ALUMINIUM DOOR,
WINDOW AND FACADE
SYSTEMS



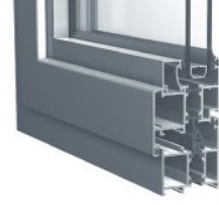
ENDER ALÜMİNYUM

İÇİNDEKİLER - INDEX

E 55

10 - 82

Yalıtımlı Pencere ve Kapı Sistemleri
Insulated Window & Door Systems



E 64

83 - 154

Yalıtımlı Pencere ve Kapı Sistemleri
Insulated Window & Door Systems



E 74

155 - 230

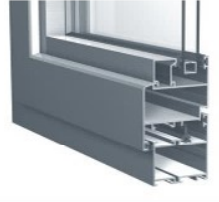
Yalıtımlı Pencere ve Kapı Sistemleri
Insulated Window & Door Systems



EDR 55

231 - 274


Yalıtımsız Pencere ve Kapı Sistemleri
Non - Insulated Window & Door Systems



ES 32

275 - 320


Isı Yalıtımlı Sürme Sistemi
Insulated sliding systems



E 84

321 - 348

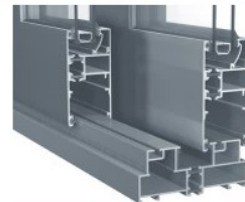
Isı Yalıtımlı Sürme Sistemi
Insulated sliding systems



E 115

349 - 382

Isı Yalıtımlı Kaldır - Sür Sistemi
Insulated lift & slide systems

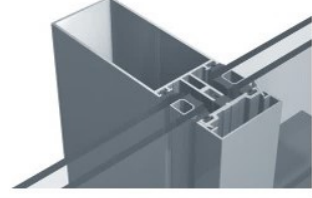


İÇİNDEKİLER - INDEX

EF 50

383 - 458

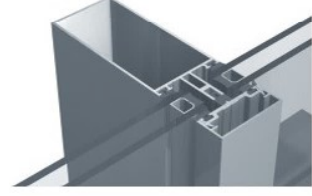
Giydirme Cephe Sistemleri
Curtain Wall Systems



ECR 50

459 - 508

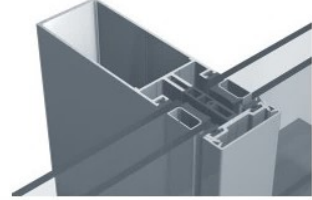
Giydirme Cephe Sistemleri
Curtain Wall Systems



EN 50

509 - 592


Giydirme Cephe Sistemleri
Curtain Wall Systems



EN SKY 60

593 - 618

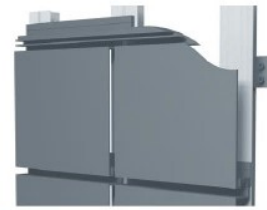
Giydirme Cephe Sistemleri
Curtain Wall Systems



EN COTTA

619 - 634


Giydirme Cephe Sistemleri
Curtain Wall Systems



EN SOLAR

635 - 660

Güneş Kırıcı Sistemleri
Solar Shading Systems



ED 50

661 - 688

İç Kapı Sistemleri
Indoors Systems




İÇİNDEKİLER - INDEX

EK 50

689 - 712

Katlanır Kapı Sistemleri
Folding Door Systems



EO 73


713 - 740

Ofis Bölme Sistemleri
Office Partition Systems



STANDART PROFİLLER

741 - 748



SERTİFİKALAR CERTIFICATES

749 - 768





E 55 - 1.5 - 1.8 - 2.00 T
YALITIMLI PENCERE VE KAPI SİSTEMLERİ

E 55 - 1.5 - 1.8 - 2.00 T
INSULATED WINDOWS & DOORS SYSTEMS



E 55



COD Code	PROFIL KESİTİ Profile View	PROFIL AÇIKLAMASI Profile Description	AGIRLIK (kg/m) Weight	Jxx cm ⁴	Jyy cm ⁴	Wxx cm ³	Wyy cm ³
5317		KASA PROFİLİ FRAME PROFILE	1,111	14,13	3,50	4,20	1,38
5300		KASA PROFİLİ FRAME PROFILE	1,172	15,20	3,62	4,53	1,42
5318		KASA PROFİLİ FRAME PROFILE	1,427	18,68	9,50	4,95	3,08
5301		KASA PROFİLİ FRAME PROFILE	1,512	20,31	9,95	5,44	3,24
5725		KASA PROFİLİ FRAME PROFILE	1,571	21,41	10,30	5,78	3,73
5434		KASA PROFİLİ FRAME PROFILE	1,700	32,76	13,54	7,39	3,85
5433		KASA PROFİLİ FRAME PROFILE	2,079	47,10	29,10	9,18	6,10
5319		KASA PROFİLİ FRAME PROFILE	1,807	30,76	19,90	5,65	5,04
5302		KASA PROFİLİ FRAME PROFILE	1,924	32,90	21,73	6,05	5,46
5320		KASA PROFİLİ SASH PROFILE	1,352	24,59	3,60	5,76	1,87
5303		KASA PROFİLİ SASH PROFILE	1,446	26,75	3,82	6,24	1,92



COD Code	PROFİL KESİTİ Profile View	PROFİL AÇIKLAMASI Profile Description	AGIRLIK (kg/m) Weight	Jxx cm4	Jyy cm4	Wxx cm3	Wyy cm3
5321		KASA PROFİLİ SASH PROFILE	1,700	32,15	10,29	6,77	3,84
5304		KANAT PROFİLİ SASH PROFILE	1,784	35,33	11,38	7,49	3,93
5711		KANAT PROFİLİ SASH PROFILE	1,828	37,46	10,88	7,83	3,83
5340		PVC KANALLI PENCERE KANADI PVC CHANNEL SASH PROFILE	1,595	30,67	8,62	6,51	3,12
5577		PVC KANALLI PENCERE KANADI PVC CHANNEL SASH PROFILE	2,064	49,25	21,41	8,58	5,41
5333		PVC KANALLI PENCERE KANADI PVC CHANNEL SASH PROFILE	2,005	42,51	15,98	8,26	4,74
5714		PVC KANALLI PENCERE KANADI PVC CHANNEL SASH PROFILE	1,859	38,88	11,34	8,26	4,06
5334		PVC KANALLI PENCERE KANADI PVC CHANNEL SASH PROFILE	2,573	74,37	35,08	11,47	8,19
5567		İÇE AÇILIR KAPI KANAT PRF. INNER OPENING DOOR SASH PROFILE	2,333	70,94	30,80	10,92	7,11
5564		İÇE AÇILIR KAPI KANAT PRF. INNER OPENING DOOR SASH PROFILE	2,498	75,11	34,97	11,45	8,03
5712		İÇE AÇILIR KAPI KANAT PRF. INNER OPENING DOOR SASH PROFILE	2,577	78,82	35,68	8,03	11,45



COD Code	PROFİL KESİTİ Profile View	PROFİL AÇIKLAMASI Profile Description	AGIRLIK (kg/m) Weight	Jxx cm4	Jyy cm4	Wxx cm3	Wyy cm3
5323		DISA AÇILIR KAPI KANAT PRF. OUTWARD OPENING DOOR SASH PROFILE	2,126	44,40	33,17	8,68	9,50
5306		DISA AÇILIR KAPI KANAT PRF. OUTWARD OPENING DOOR SASH PROFILE	2,308	48,32	37,50	9,59	10,44
5324		ORTA KAYIT PROFİLİ MULLION PROFILE	1,275	15,62	7,63	4,68	2,21
5307		ORTA KAYIT PROFİLİ MULLION PROFILE	1,344	16,78	7,96	5,03	2,30
5325		ORTA KAYIT PROFİLİ MULLION PROFILE	1,588	19,43	16,63	5,92	3,93
5308		ORTA KAYIT PROFİLİ MULLION PROFILE	1,684	21,22	17,37	6,48	4,13
5713		ORTA KAYIT PROFİLİ MULLION PROFILE	1,723	22,44	17,95	6,85	4,27
5327		VİDALI ORTA KAYIT PROFİLİ SCREW MULLION PROFILE	1,667	20,77	16,89	6,56	4,02
5310		VİDALI ORTA KAYIT PROFİLİ SCREW MULLION PROFILE	1,757	22,50	17,71	7,10	7,21
5326		ORTA KAYIT PROFİLİ MULLION PROFILE	1,970	37,77	24,42	7,26	7,55
5309		ORTA KAYIT PROFİLİ MULLION PROFILE	2,096	39,90	27,04	7,67	8,39



COD Code	PROFİL KESİTİ Profile View	PROFİL AÇIKLAMASI Profile Description	AGIRLIK (kg/m) Weight	Jxx cm ⁴	Jyy cm ⁴	Wxx cm ³	Wyy cm ³
5328		TAKV.ORTA KAYIT PROFİLİ SUPPORTED MULLION PROFILE	2,188	72,24	26,66	12,92	6,34
5311		TAKV.ORTA KAYIT PROFİLİ SUPPORTED MULLION PROFILE	2,398	82,25	29,33	15,05	6,98
5329		TAKV.ORTA KAYIT PROFİLİ SUPPORTED MULLION PROFILE	2,381	115,43	24,50	14,58	5,83
5312		TAKV.ORTA KAYIT PROFİLİ SUPPORTED MULLION PROFILE	2.600	127,17	26,77	16,27	6,37
5330		ETEK PROFİLİ KICK PROFILE	2,314	77,44	30,91	11,81	8,66
5313		ETEK PROFİLİ KICK PROFILE	2,505	85,03	35,10	12,83	9,81
5710		ETEK PROFİLİ KICK PROFILE	2,640	90,26	37,90	13,53	10,60
5331		ÇİFT KANAT ADAPTÖR PROF. DOUBLE SASH ADAPTER PROFILE	1,326	15,38	7,55	4,10	2,28
5314		ÇİFT KANAT ADAPTÖR PROF. DOUBLE SASH ADAPTER PROFILE	1,403	16,20	8,13	4,22	2,40
5332		PIVOT ADAPTÖR PROFİLİ PIVOTING ADAPTER PROFILE	1,352	18,31	8,85	4,92	2,68
5315		PIVOT ADAPTÖR PROFİLİ PIVOTING ADAPTER PROFILE	1,461	20,00	9,88	5,54	3,10



COD Code	PROFİL KESİTİ Profile View	PROFİL AÇIKLAMASI Profile Description	AGIRLIK (kg/m) Weight	Jxx cm4	Jyy cm4	Wxx cm3	Wyy cm3
5335		DISA AÇILIR KAPI ADAPTÖRÜ OUTWARD OPENING DOOR ADAPTER	1,142	12,39	5,27	4,01	1,94
5316		KÖŞE DÖNÜS PROFİLİ CORNER PROFILE	1,987	40,77	34,30	7,78	6,83
5317		TIJ PROFİLİ SASH PROFILE	0,105	----	----	----	----
5336		KÖŞE DÖNÜS PROFİLİ CORNER PROFILE	1,100	8,33	7,71	3,34	3,08
5337		ADAPTÖR PROFİLİ ADAPTER PROFILE	0,151	----	----	----	----
5338		ADAPTÖR PROFİLİ ADAPTER PROFILE	0,285	1,63	0,06	0,65	0,08
5339		ADAPTÖR PROFİLİ ADAPTER PROFILE	0,374	5,31	0,40	1,59	0,29
5572		TIJ PROFİLİ SASH PROFILE	0,100	----	----	----	----
5118		CAM ÇİTASI PROFİLİ GLAZING BEAD	0,249	----	----	----	----
5119		CAM ÇİTASI PROFİLİ GLAZING BEAD	0,251	----	----	----	----
5120		CAM ÇİTASI PROFİLİ GLAZING BEAD	0,255	----	----	----	----



COD Code	PROFİL KESİTİ Profile View	PROFİL AÇIKLAMASI Profile Description	AGIRLIK (kg/m) Weight	Jxx cm4	Jyy cm4	Wxx cm3	Wyy cm3
5121		CAM ÇİTASI PROFİLİ GLAZING BEAD	0,260	----	----	----	----
5122		CAM ÇİTASI PROFİLİ GLAZING BEAD	0,267	----	----	----	----
5123		CAM ÇİTASI PROFİLİ GLAZING BEAD	0,274	----	----	----	----
5124		CAM ÇİTASI PROFİLİ GLAZING BEAD	0,281	----	----	----	----
5125		CAM ÇİTASI PROFİLİ GLAZING BEAD	0,292	----	----	----	----
5526		CAM ÇİTASI PROFİLİ GLAZING BEAD	0,308	----	----	----	----
5535		CAM ÇİTASI PROFİLİ GLAZING BEAD	0,305	----	----	----	----
5536		CAM ÇİTASI PROFİLİ GLAZING BEAD	0,312	----	----	----	----
5537		CAM ÇİTASI PROFİLİ GLAZING BEAD	0,318	----	----	----	----
5538		CAM ÇİTASI PROFİLİ GLAZING BEAD	0,325	----	----	----	----
5539		CAM ÇİTASI PROFİLİ GLAZING BEAD	0,331	----	----	----	----



COD Code	PROFİL KESİTİ Profile View	PROFİL AÇIKLAMASI Profile Description	AGIRLIK (kg/m) Weight	Jxx cm ⁴	Jyy cm ⁴	Wxx cm ³	Wyy cm ³
5350		ORTA KAYIT PROFİLİ MULLION PROFILE	2,095	72,89	26,59	9,78	7,13
5351		ORTA KAYIT PROFİLİ MULLION PROFILE	1,910	45,80	21,67	6,51	5,72
5352		KASA PROFİLİ FRAME PROFILE	1,727	41,23	14,91	6,31	4,37
5353		KANAT PROFİLİ SASH PROFILE	1,249	10,50	8,56	3,43	2,50
5588		CAM ÇİTASI PROFİLİ GLAZING BEAD	0,521	6,63	1,05	2,00	0,90
5587		CAM ÇİTASI PROFİLİ GLAZING BEAD	0,510	6,36	0,82	1,97	0,75
5584		CAM ÇİTASI PROFİLİ GLAZING BEAD	0,222	0,86	0,20	0,46	0,05
1756		KÖSE TAKOZ PROFİLİ CORNER JOINT	2,474	----	----	----	----
1885		KÖSE TAKOZ PROFİLİ CORNER JOINT	4,471	----	----	----	----
4550		KÖSE TAKOZ PROFİLİ CORNER JOINT	3,581	----	----	----	----
5127		KÖSE TAKOZ PROFİLİ CORNER JOINT	3,484	----	----	----	----



COD Code	PROFİL KESİTİ Profile View	PROFİL AÇIKLAMASI Profile Description	AGIRLIK (kg/m) Weight	Jxx cm4	Jyy cm4	Wxx cm3	Wyy cm3
5128		KÖSE TAKOZ PROFİLİ CORNER JOINT	3,652	----	----	----	----
5129		KÖSE TAKOZ PROFİLİ CORNER JOINT	4,618	----	----	----	----
4542		KÖSE TAKOZ PROFİLİ CORNER JOINT	5,381	----	----	----	----
5570		" U " BAG. PROFİLİ " U " LINKING PROFILE	0,393	----	----	----	----
5569		" U " BAG. PROFİLİ " U " LINKING PROFILE	0,555	----	----	----	----
5571		" U " BAG. PROFİLİ " U " LINKING PROFILE	0,772	----	----	----	----



E 55

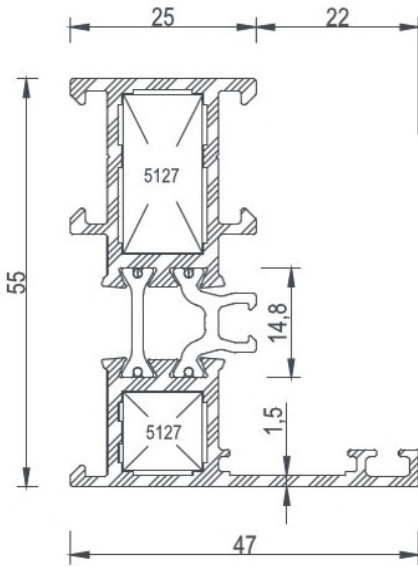
PROFİLLER *PROFILES*

E 55 - 1.5 - 1.8 - 2.0T YALITIMLI SERİ
E 55 - 1.5 - 1.8 - 2.0T INSULATION SERIES

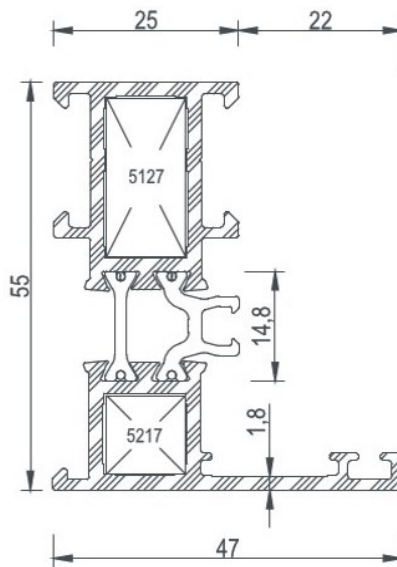


COD Code	AGIRLIK (kg/m) Weight	J _{xx} cm ⁴	J _{yy} cm ⁴	W _{xx} cm ³	W _{yy} cm ³	L m
5317	1,111	14,13	3,50	4,20	1,38	6
5300	1,172	15,20	3,62	4,53	1,42	6
5318	1,427	18,68	9,50	4,95	3,08	6
5301	1,512	20,31	9,95	5,44	3,24	6
5725	1,571	21,41	10,30	5,78	3,73	6

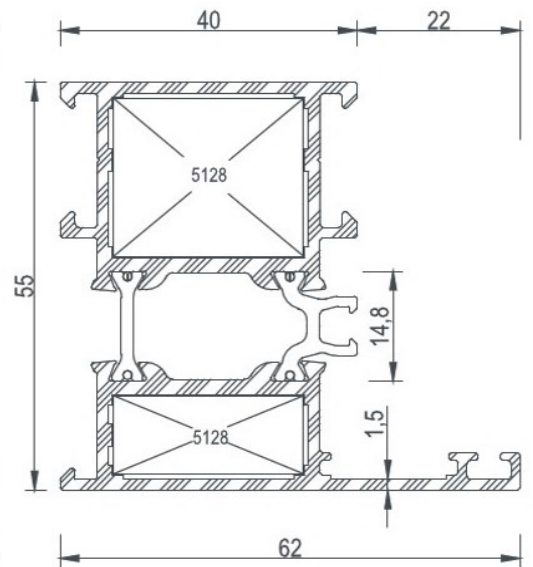
5317



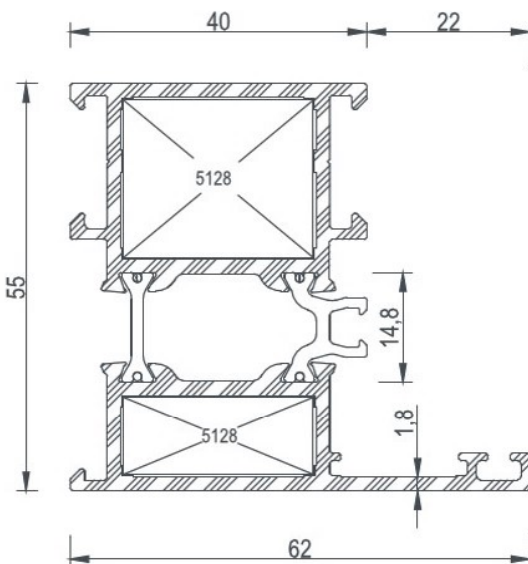
5300



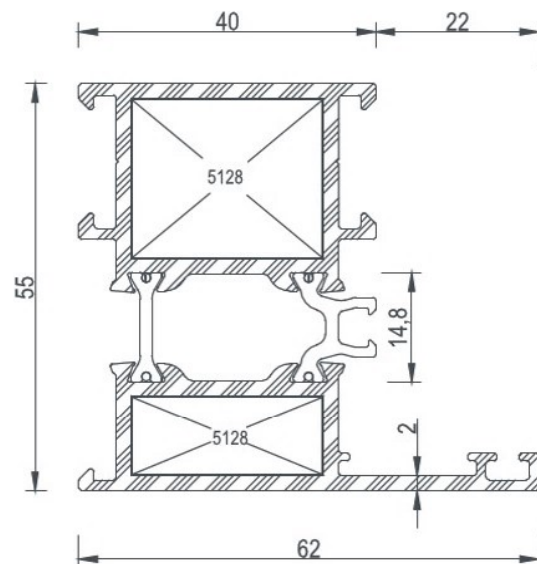
5318



5301



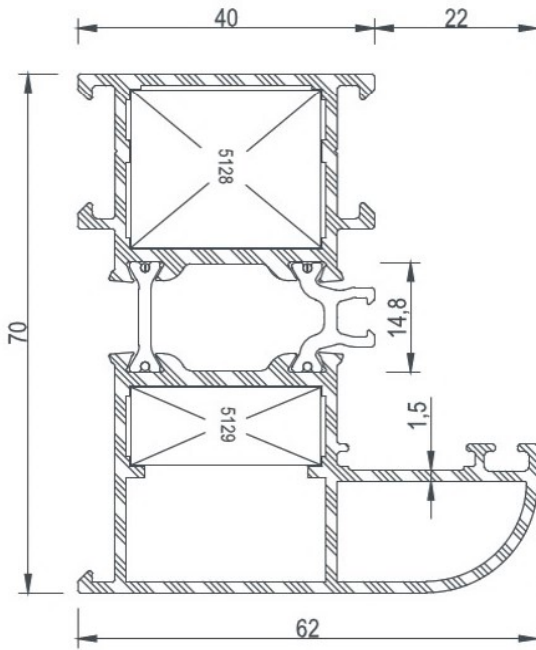
5725



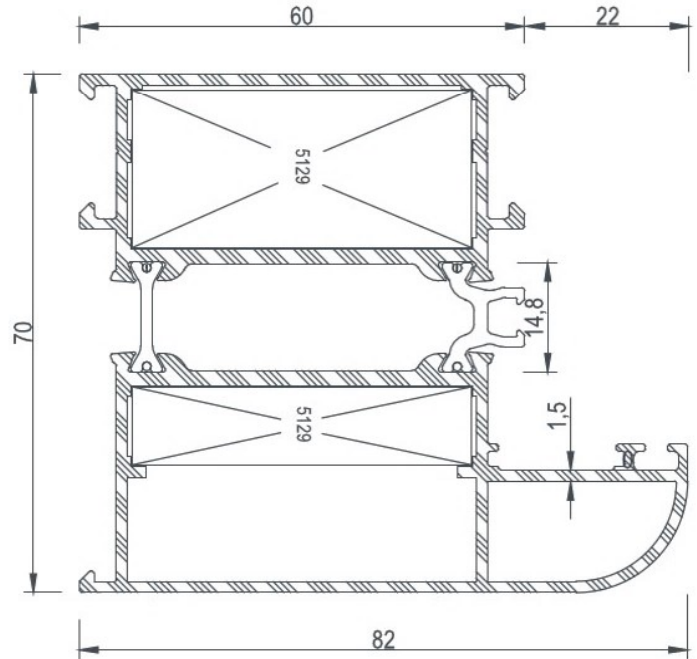


COD Code	AGIRLIK (kg/m) Weight	J _{xx} cm ⁴	J _{yy} cm ⁴	W _{xx} cm ³	W _{yy} cm ³	L m
5434	1,700	32,76	13,54	7,39	3,85	6
5433	2,079	47,10	29,56	9,18	6,10	6
5319	1,807	30,76	19,90	5,65	5,04	6
5302	1,924	32,90	21,73	6,05	5,46	6

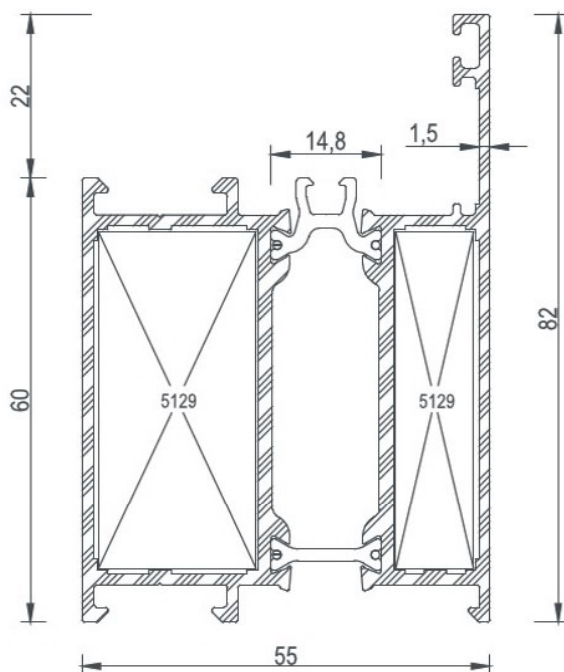
5434



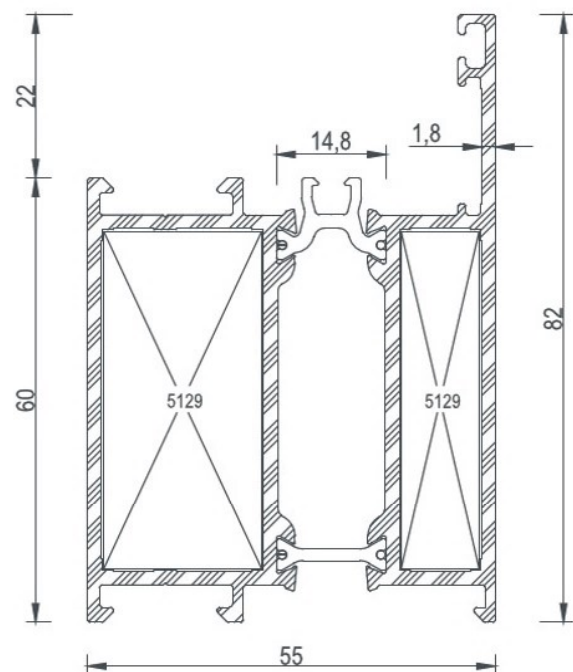
5433



5319

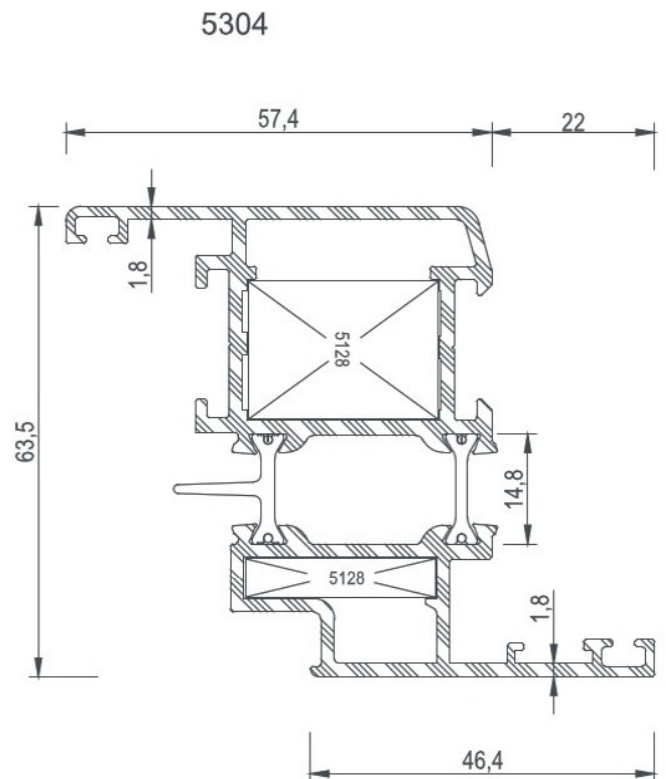
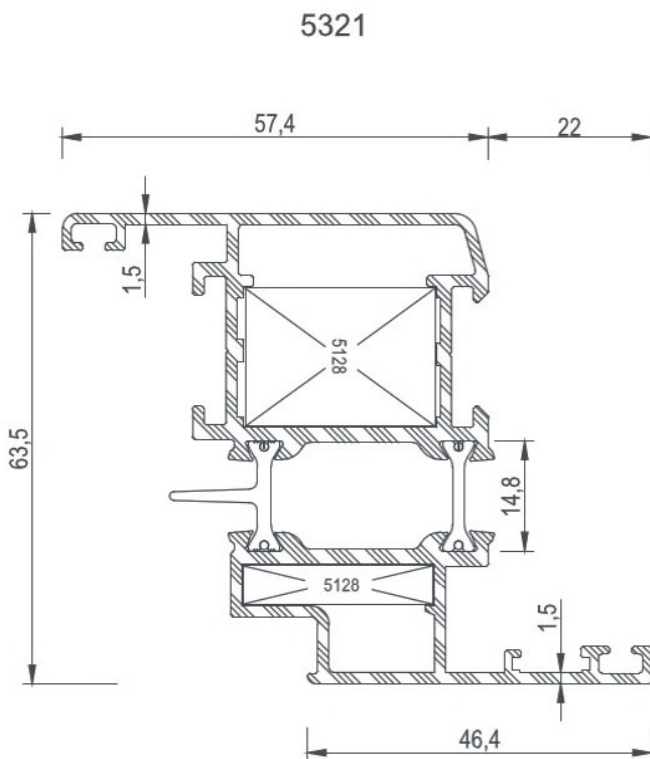
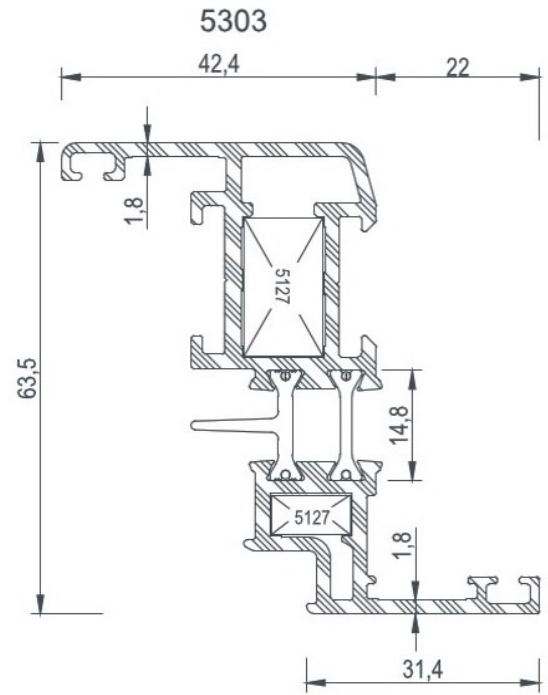
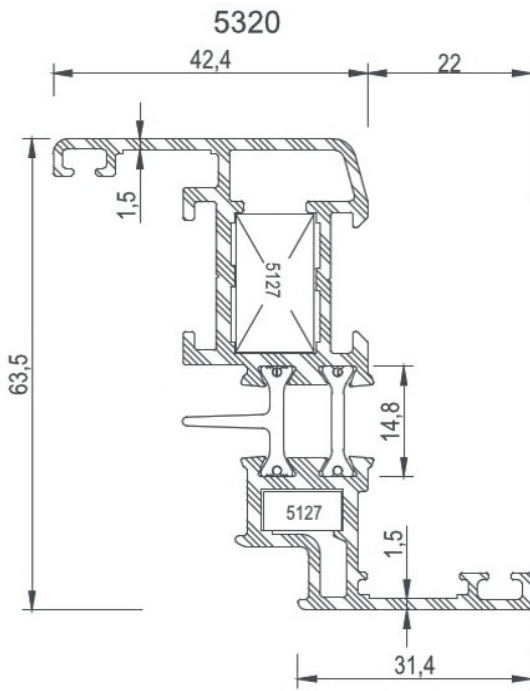


5302

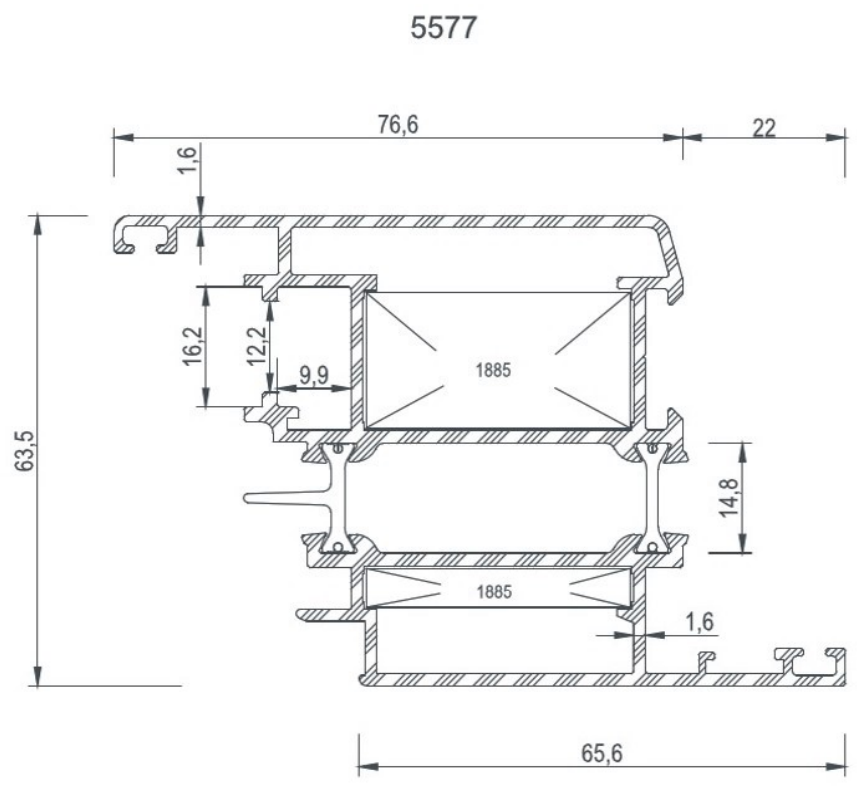
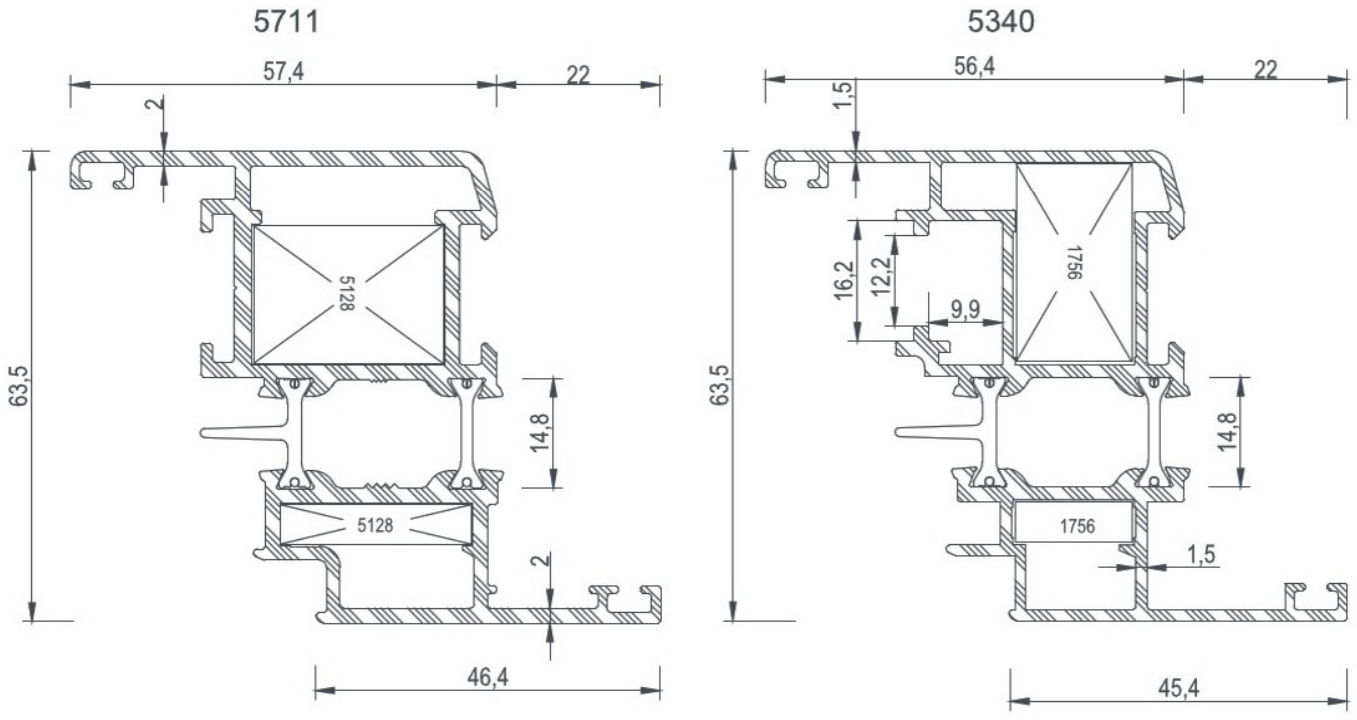




COD Code	AGIRLIK (kg/m) Weight	Jxx cm ⁴	Jyy cm ⁴	Wxx cm ³	Wyy cm ³	L m
5320	1,352	24,59	3,60	5,76	1,87	6
5303	1,446	26,75	3,82	6,24	1,92	6
5321	1,700	32,15	10,29	6,77	3,48	6
5304	1,784	35,33	11,38	7,49	3,93	6

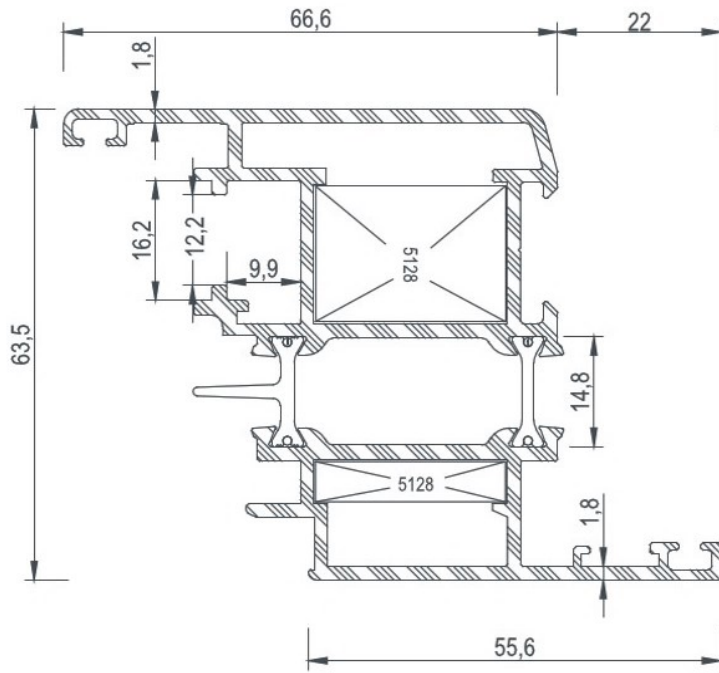


COD Code	AGIRLIK (kg/m) Weight	Jxx cm ⁴	Jyy cm ⁴	Wxx cm ³	Wyy cm ³	L m
5711	1,828	37,46	10,88	7,83	3,83	6
5340	1,595	30,67	8,62	6,51	3,12	6
5577	2,064	49,25	21,41	8,58	5,41	6

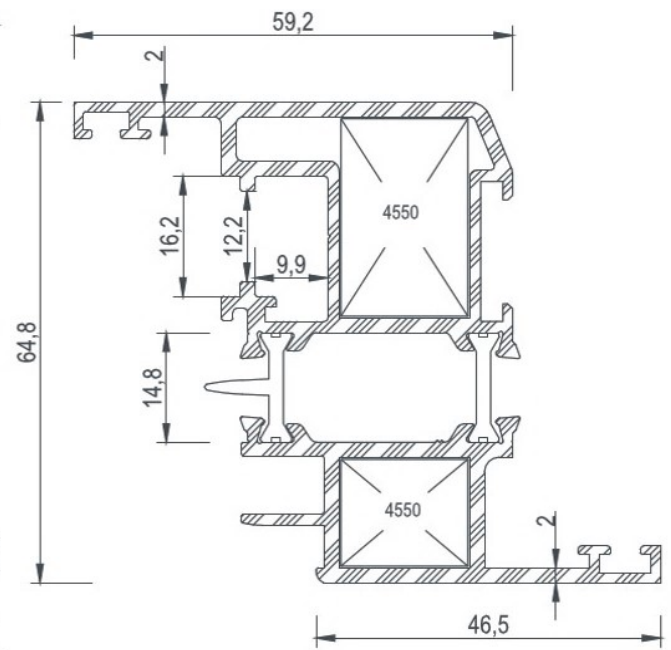


COD Code	AGIRLIK (kg/m) Weight	Jxx cm ⁴	Jyy cm ⁴	Wxx cm ³	Wyy cm ³	L m
5333	2,005	42,51	15,98	8,26	4,74	6
5714	1,859	38,88	11,34	8,26	4,06	6
5334	2,573	74,37	35,08	11,47	8,19	6

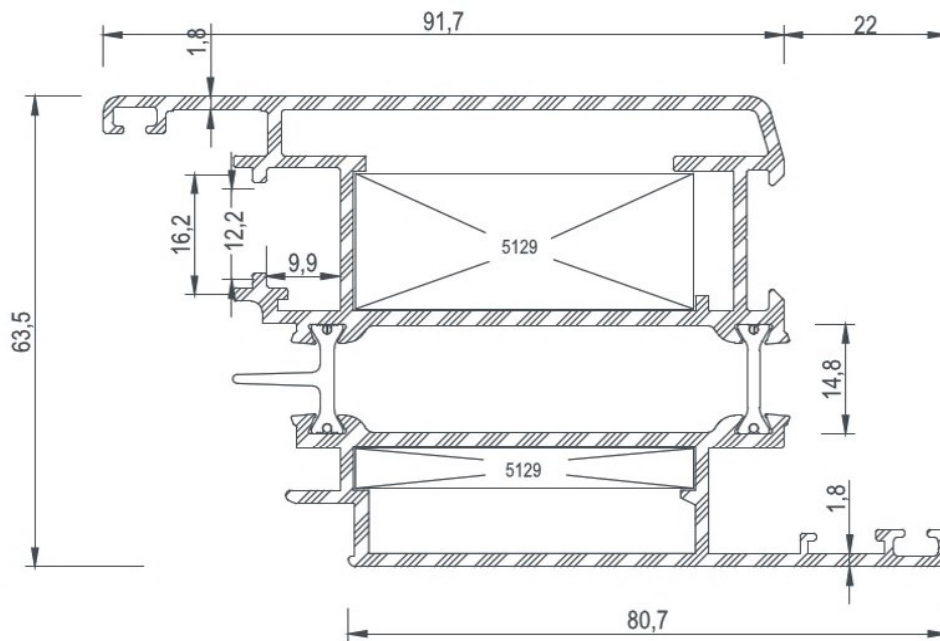
5333



5714

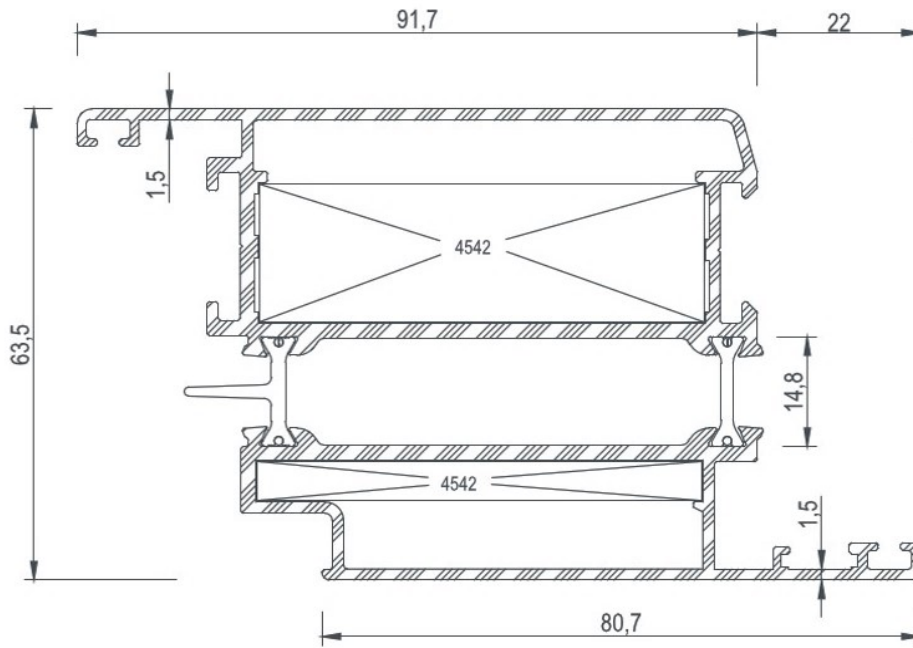


5334

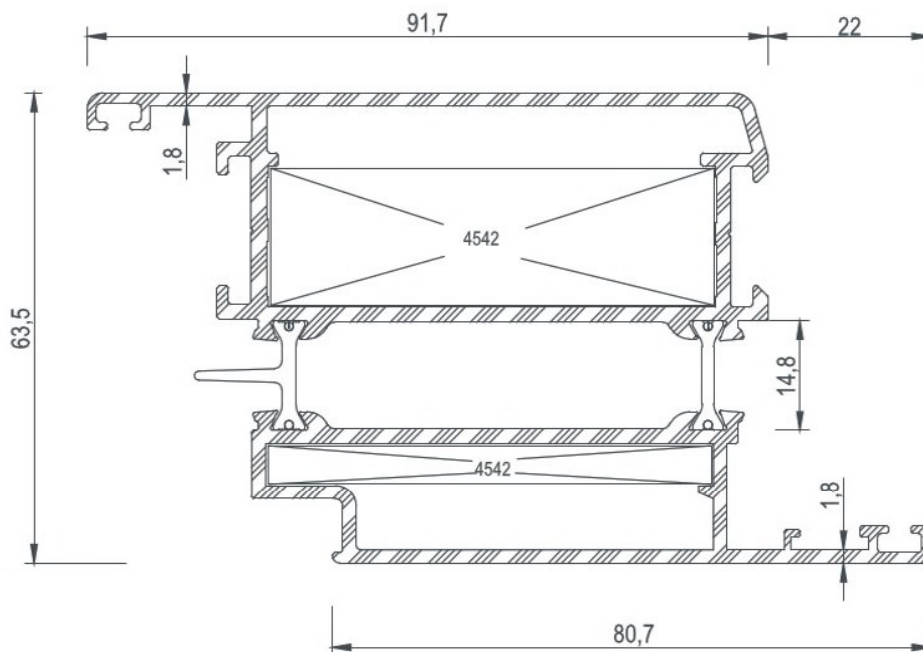


COD Code	AGIRLIK (kg/m) Weight	Jxx cm ⁴	Jyy cm ⁴	Wxx cm ³	Wyy cm ³	L m
5567	2,333	70,94	30,80	10,92	7,11	6
5564	2,498	75,11	34,97	11,45	8,03	6

5567

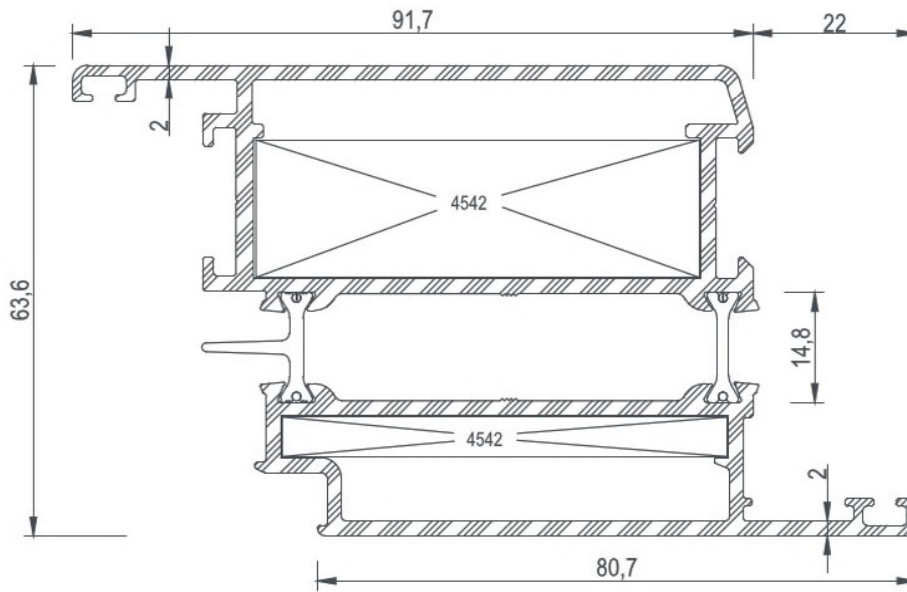


5564



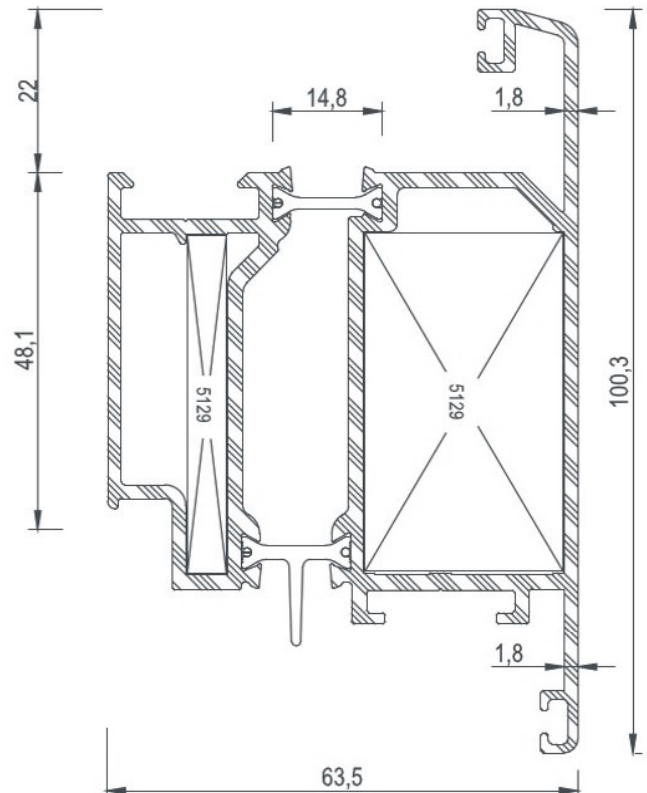
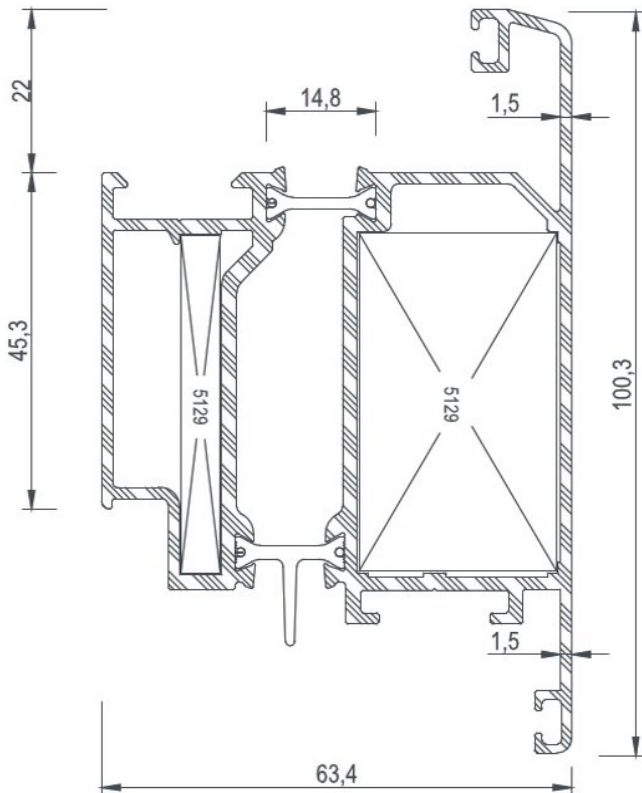
COD Code	AGIRLIK (kg/m) Weight	Jxx cm ⁴	Jyy cm ⁴	Wxx cm ³	Wyy cm ³	L m
5712	2,577	78,82	35,68	8,03	11,45	6
5323	2,126	44,40	33,17	8,68	9,50	6
5306	2,308	48,32	37,50	9,59	10,44	6

5712



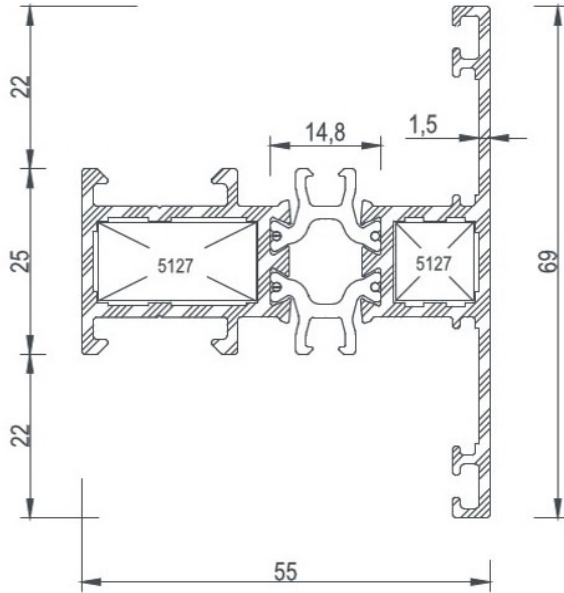
5323

5306

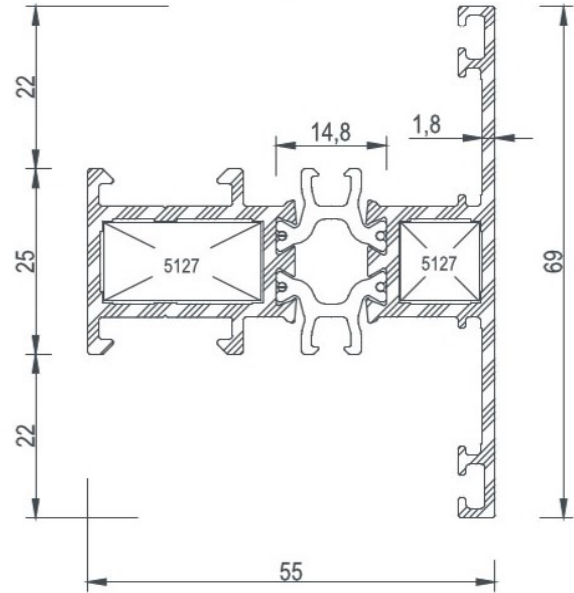


COD Code	AGIRLIK (kg/m) Weight	Jxx cm ⁴	Jyy cm ⁴	Wxx cm ³	Wyy cm ³	L m
5324	1,275	15,62	7,63	4,68	2,21	6
5307	1,344	16,78	7,96	5,03	2,30	6
5325	1,588	19,43	16,53	5,92	3,93	6
5308	1,684	21,22	17,37	6,48	4,13	6

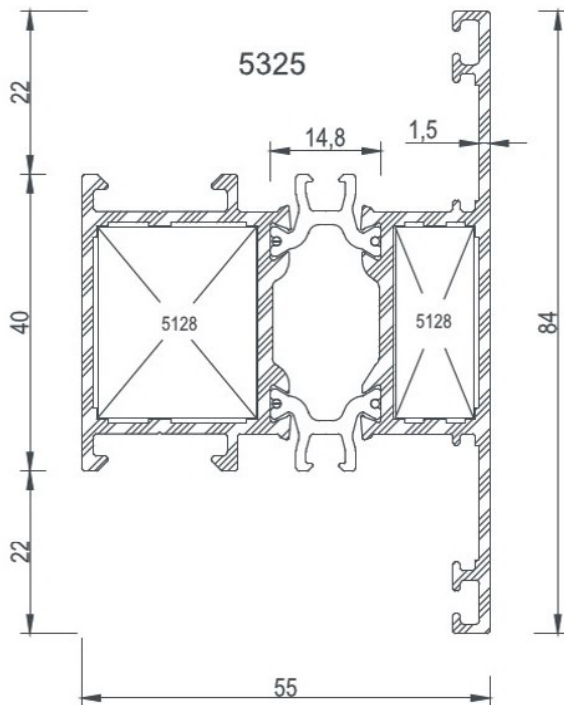
5324



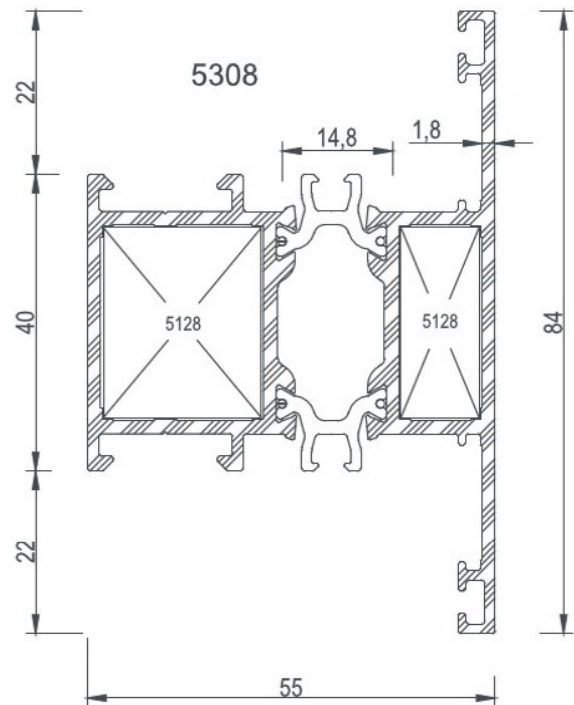
5307



5325

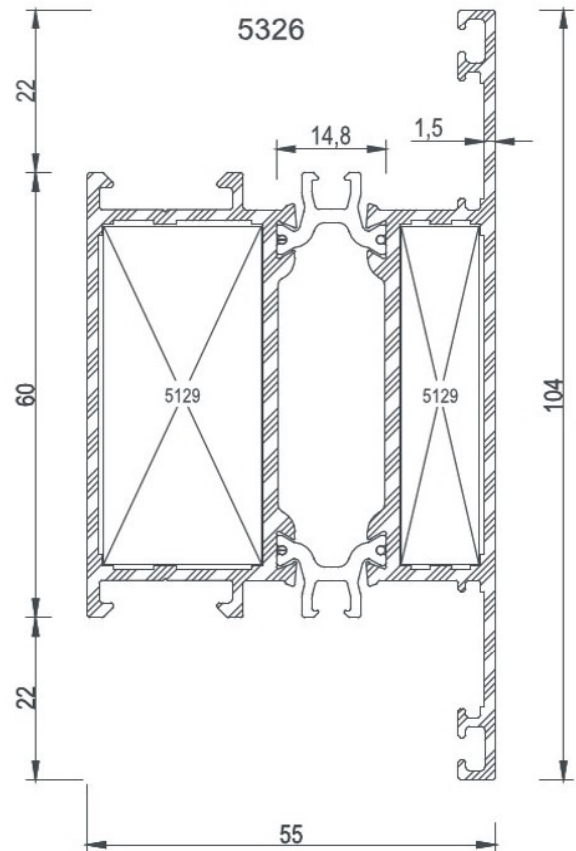
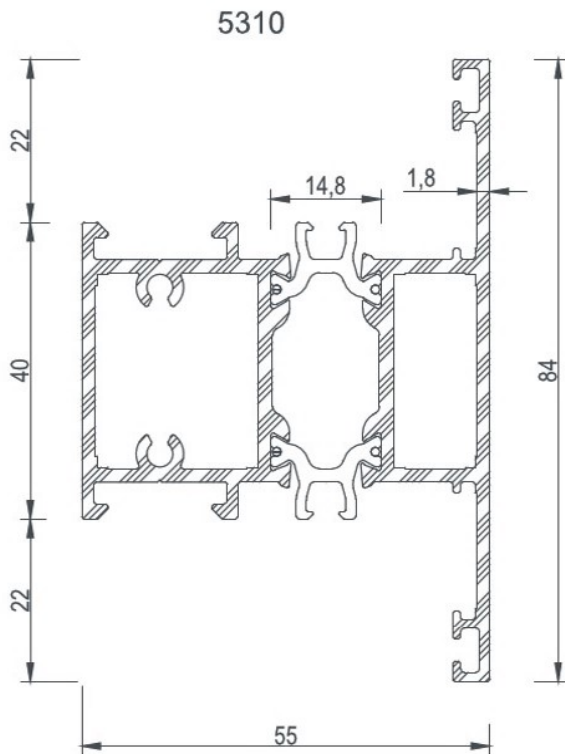
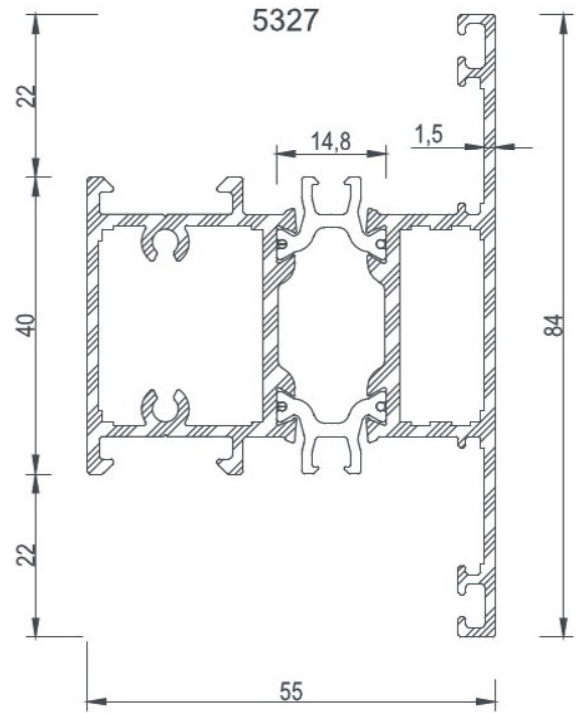
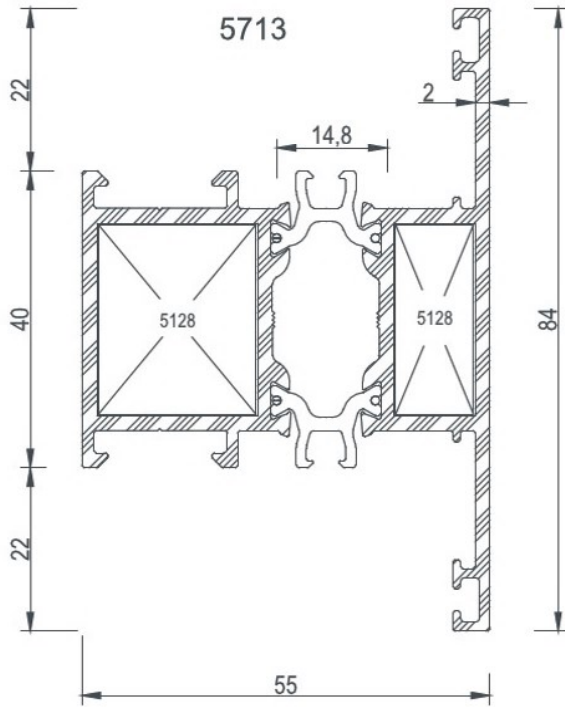


5308

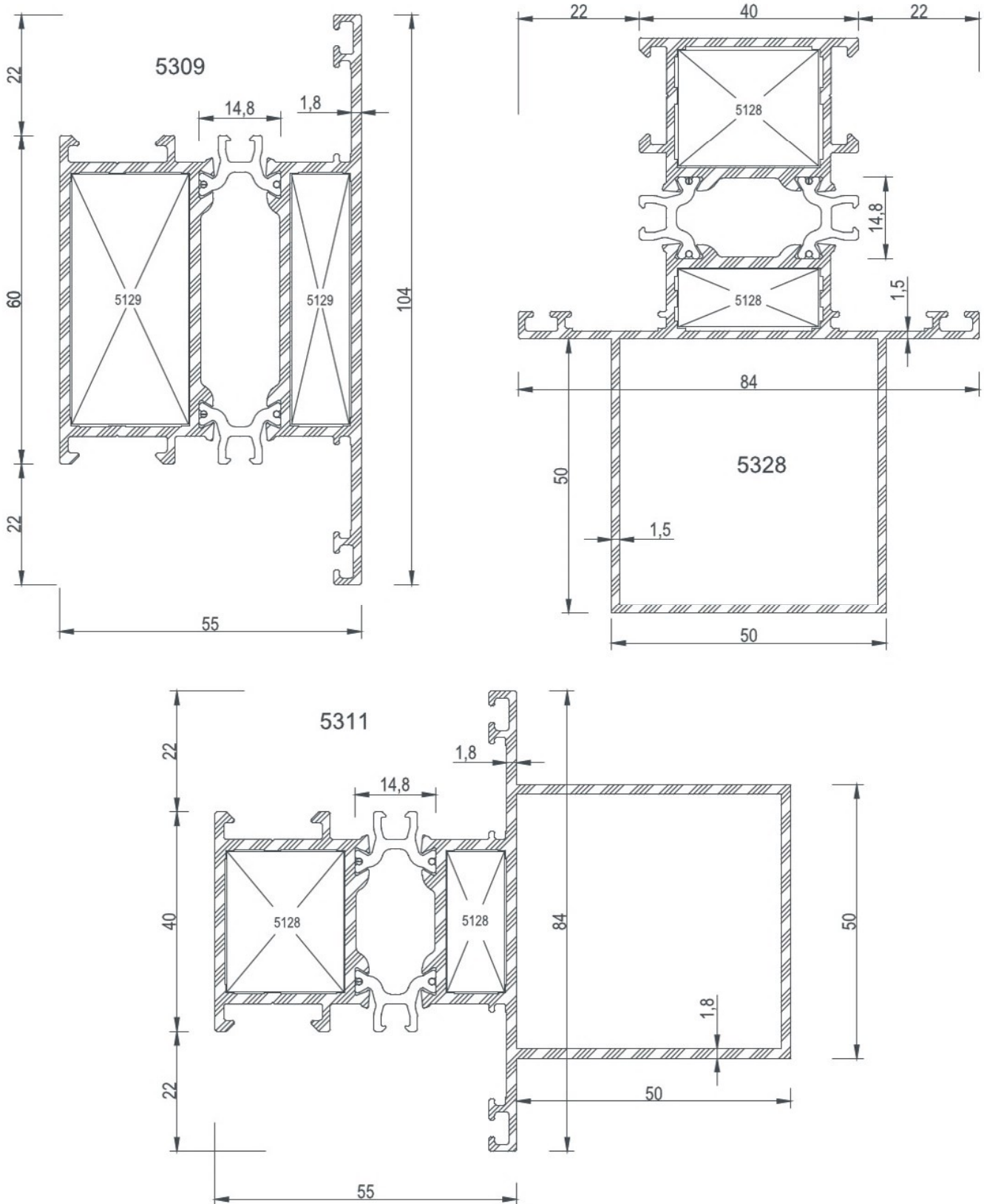




COD Code	AGIRLIK (kg/m) Weight	Jxx cm4	Jyy cm4	Wxx cm3	Wyy cm3	L m
5713	1,753	22,44	17,95	6,85	4,27	6
5327	1,667	20,77	16,89	6,56	4,02	6
5310	1,757	22,50	17,71	7,10	4,21	6
5326	1,970	37,77	24,42	7,26	7,55	6



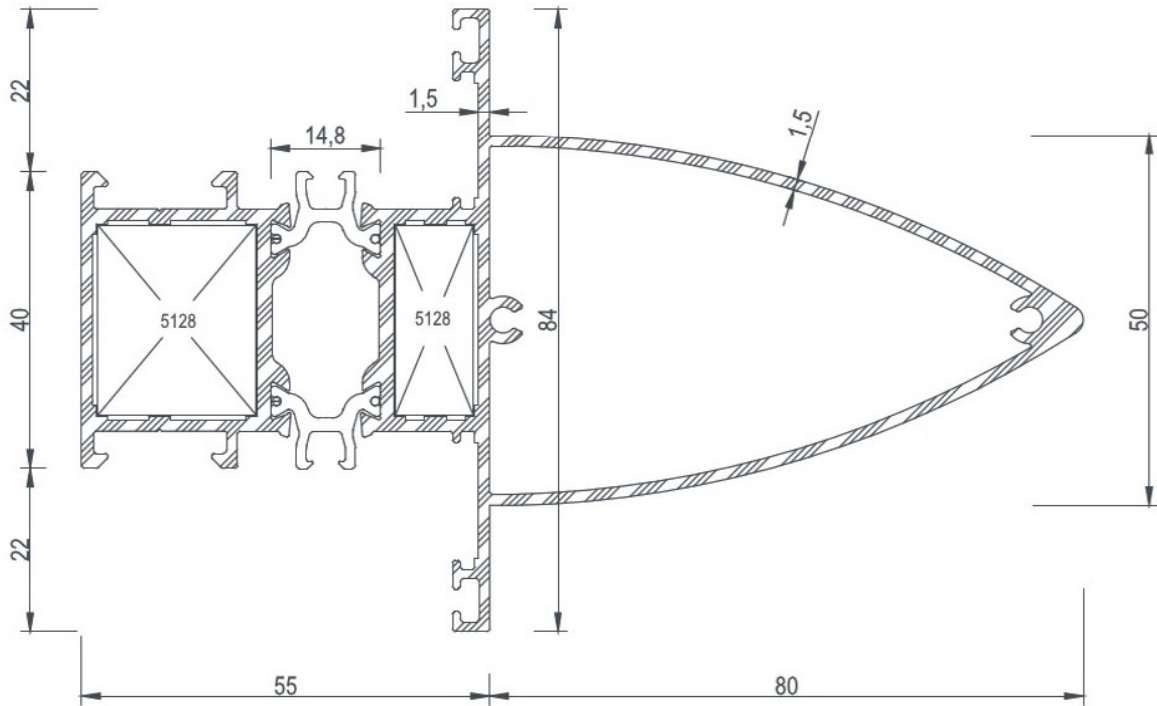
COD Code	AGIRLIK (kg/m) Weight	Jxx cm ⁴	Jyy cm ⁴	Wxx cm ³	Wyy cm ³	L m
5309	2,096	39,90	27,04	7,67	8,39	6
5328	2,188	72,24	26,66	12,92	6,34	6
5311	2,398	82,25	29,33	15,05	6,98	6



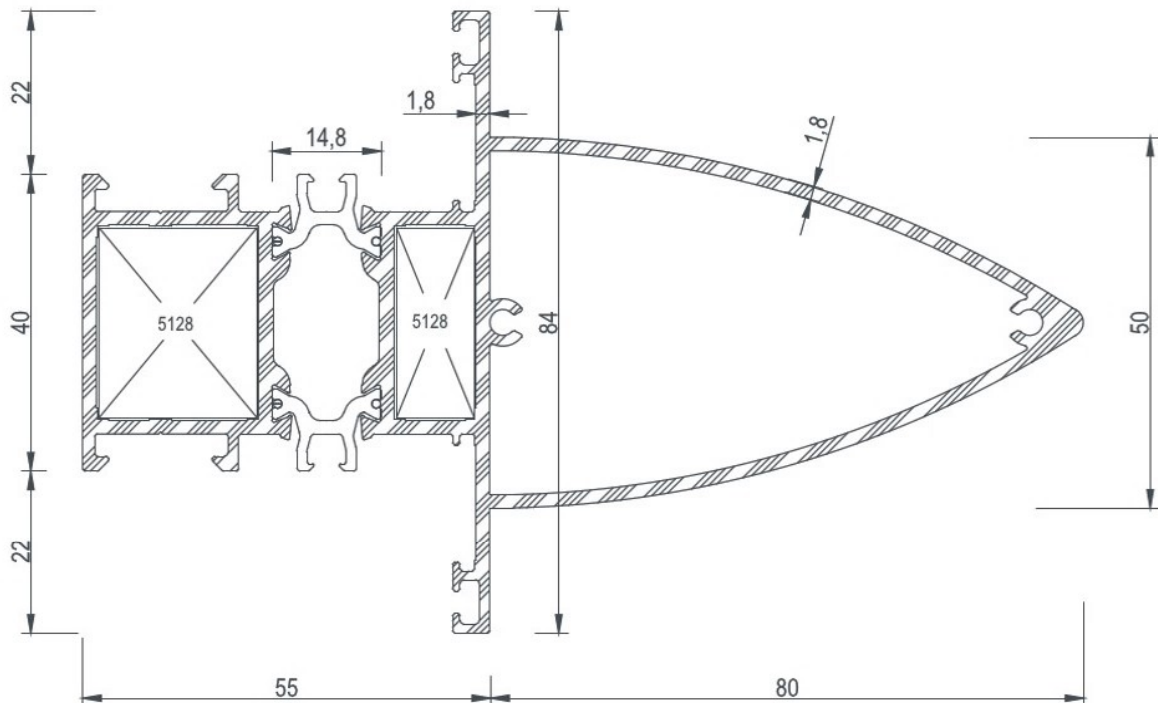


COD Code	AGIRLIK (kg/m) Weight	Jxx cm4	Jyy cm4	Wxx cm3	Wyy cm3	L m
5329	2,381	115,43	24,50	14,58	5,83	6
5312	2,600	127,17	26,77	16,27	6,37	6

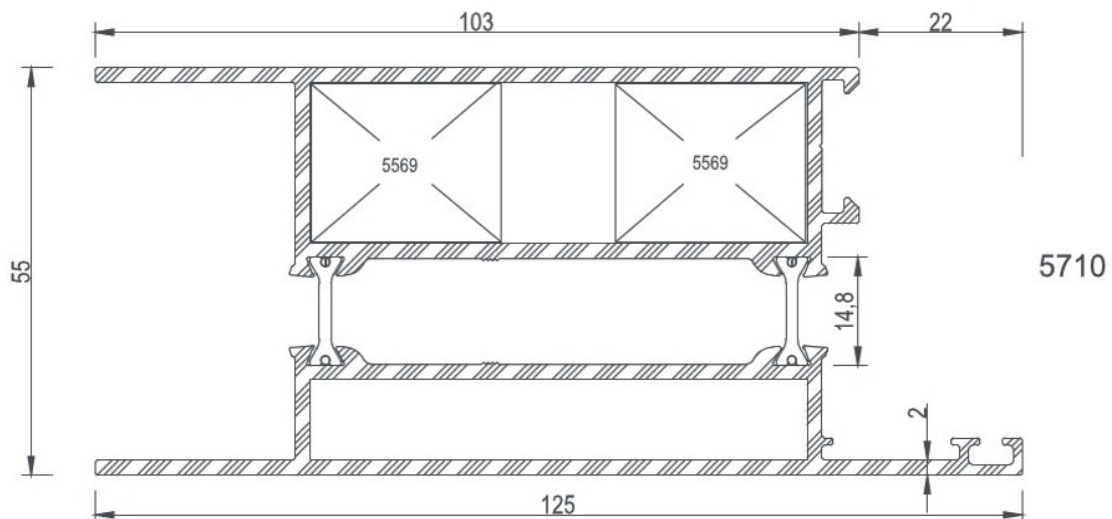
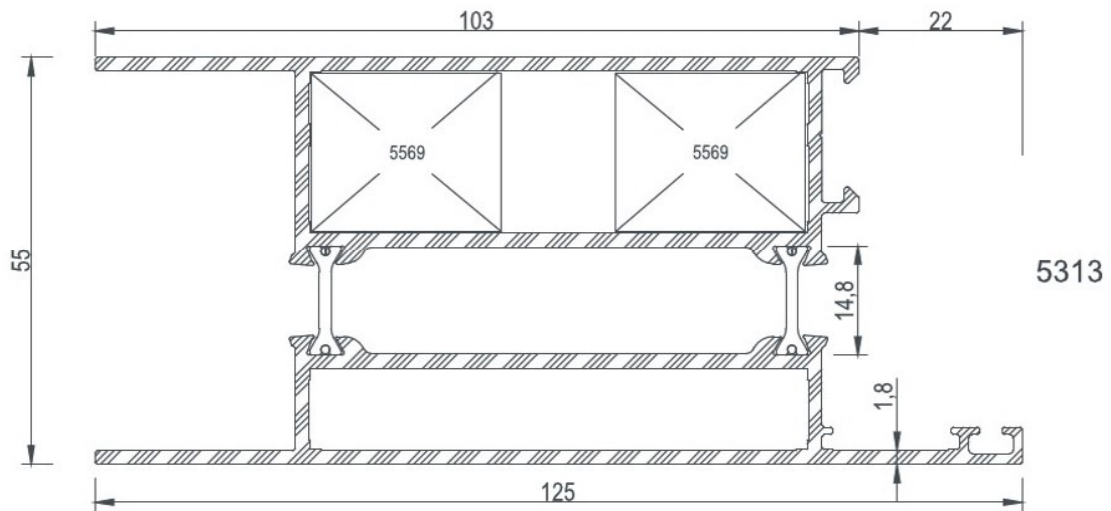
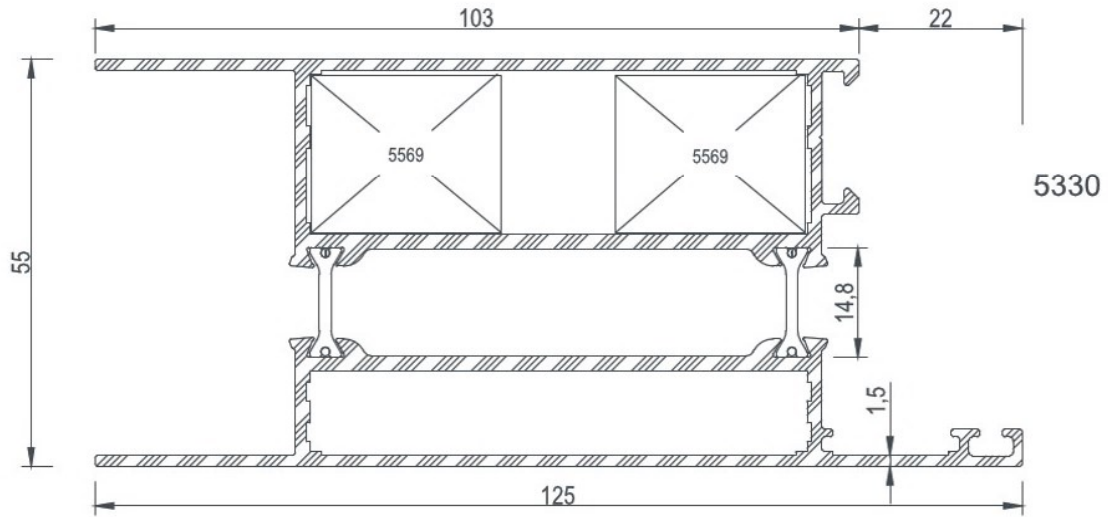
5329



5312

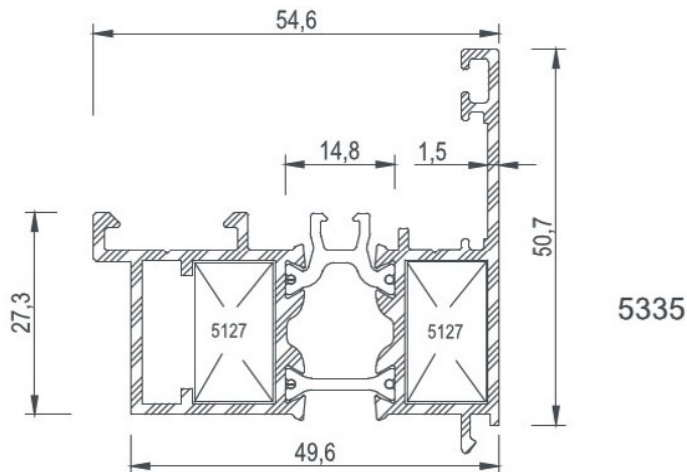
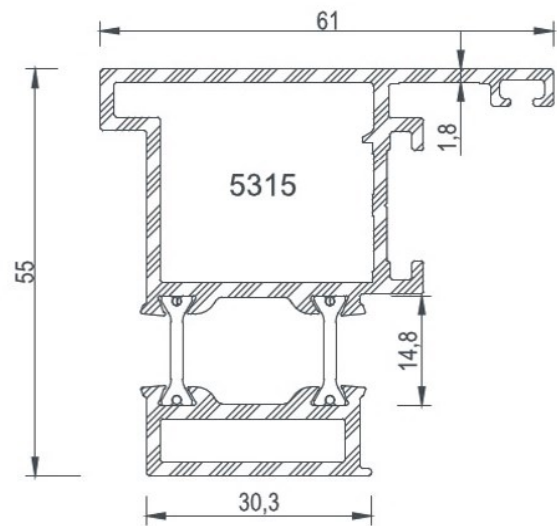
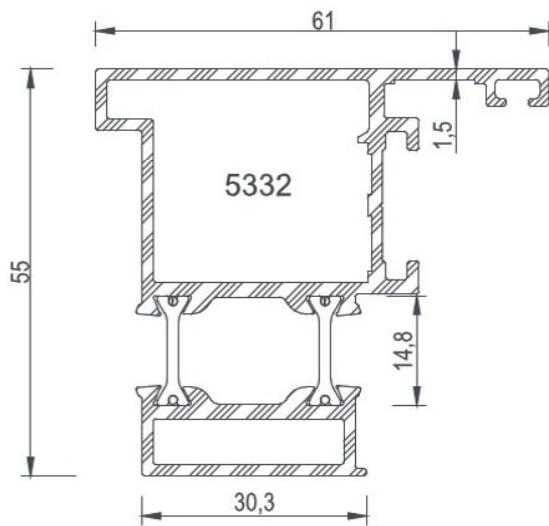
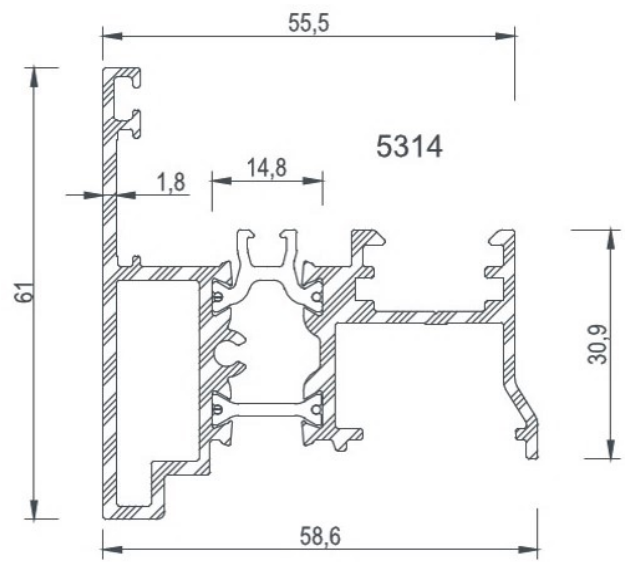
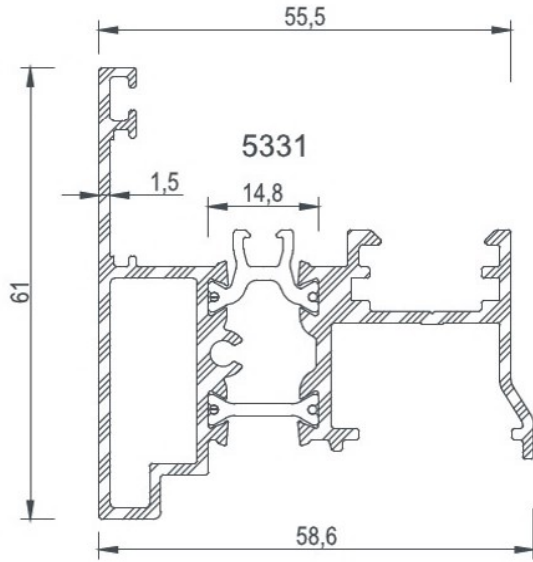


COD Code	AGIRLIK (kg/m) Weight	Jxx cm4	Jyy cm4	Wxx cm3	Wyy cm3	L m
5330	2,314	77,44	30,91	11,81	8,66	6
5313	2,505	85,03	35,10	12,83	9,81	6
5710	2,640	90,26	37,90	13,53	10,60	6



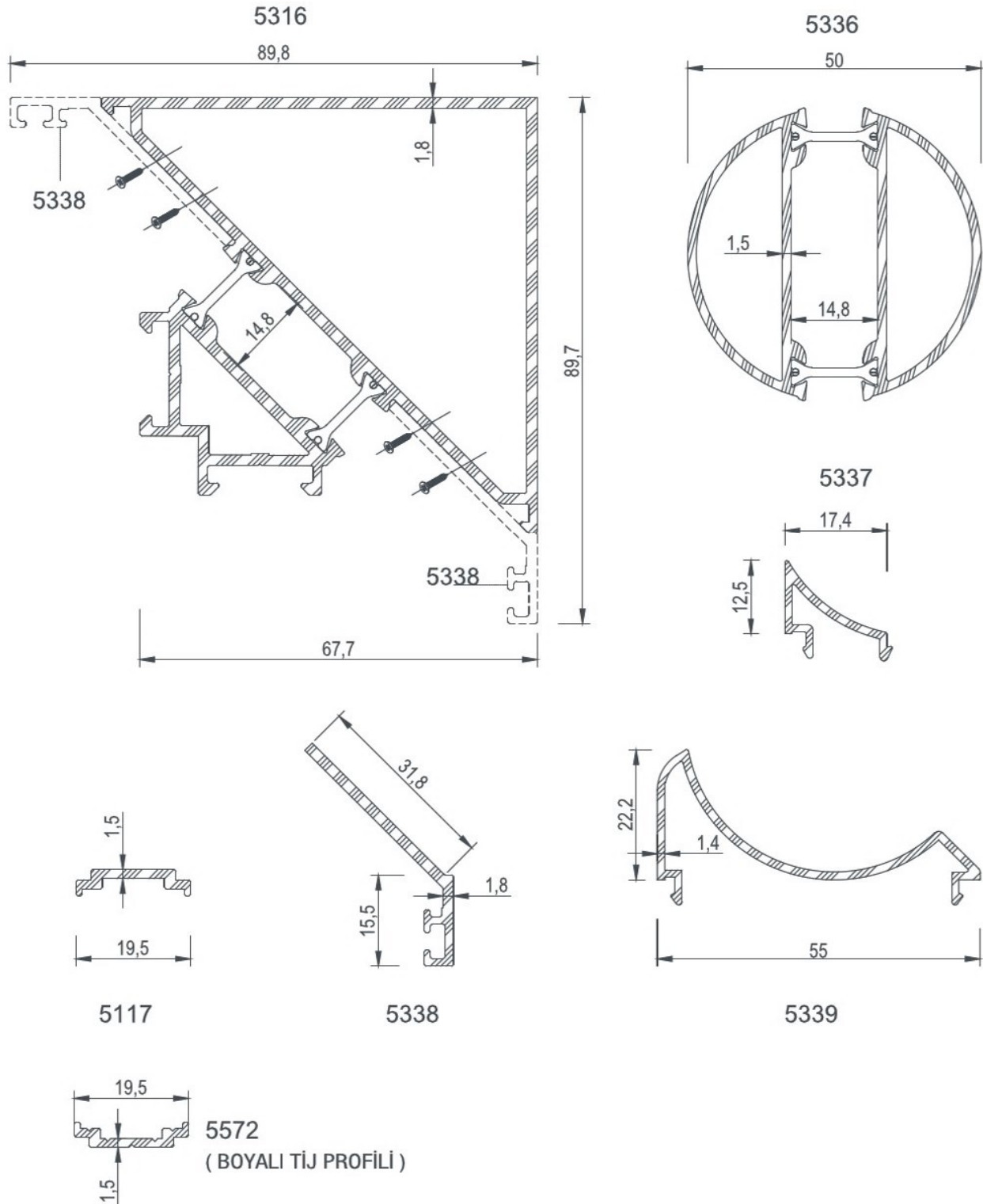


COD Code	AGIRLIK (kg/m) Weight	Jxx cm ⁴	Jyy cm ⁴	Wxx cm ³	Wyy cm ³	L m
5331	1,326	15,38	7,55	4,10	2,28	6
5314	1,403	16,20	8,13	4,22	2,40	6
5332	1,352	18,31	8,85	4,92	2,68	6
5315	1,461	20,00	9,88	5,54	3,10	6
5335	1,142	12,39	5,27	4,01	1,94	6



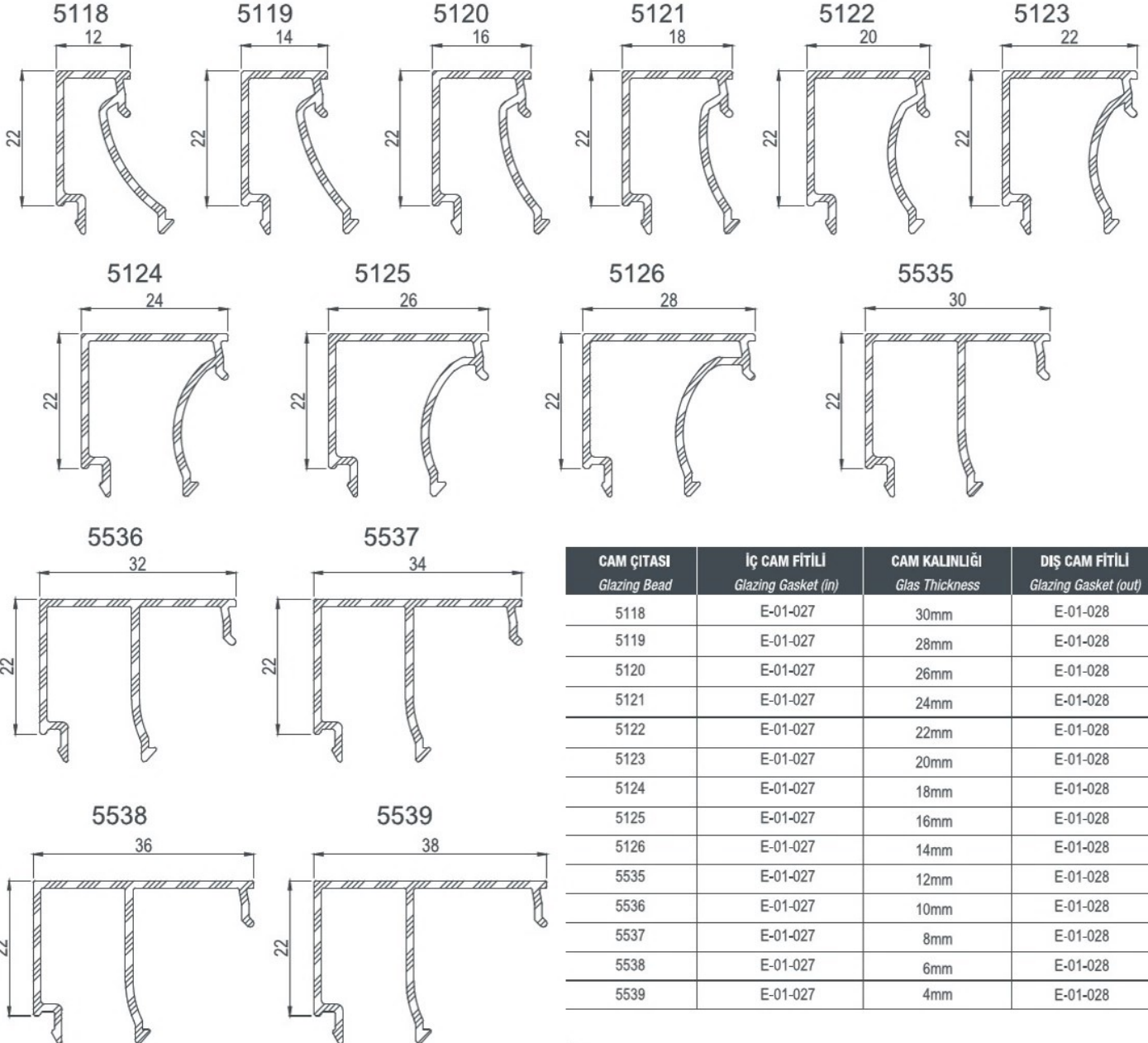


COD Code	AGIRLIK (kg/m) Weight	Jxx cm ⁴	Jyy cm ⁴	Wxx cm ³	Wyy cm ³	L m
5316	1,987	40,77	34,30	7,78	6,83	6
5117	0,105	---	---	---	---	6
5336	1,100	8,33	7,71	3,34	3,08	6
5337	0,151	---	---	---	---	6
5338	0,258	1,63	0,06	0,65	0,08	6
5339	0,374	5,31	0,40	1,59	0,29	6
5572	0,100	---	---	---	---	6





COD Code	AGIRLIK (kg/m) Weight	Jxx cm4	Jyy cm4	Wxx cm3	Wyy cm3	L m
5118	0,249	-----	-----	-----	-----	6
5119	0,251	-----	-----	-----	-----	6
5120	0,255	-----	-----	-----	-----	6
5121	0,260	-----	-----	-----	-----	6
5122	0,267	-----	-----	-----	-----	6
5123	0,274	-----	-----	-----	-----	6
5124	0,281	-----	-----	-----	-----	6
5125	0,292	-----	-----	-----	-----	6
5126	0,308	-----	-----	-----	-----	6
5535	0,305	-----	-----	-----	-----	6
5536	0,312	-----	-----	-----	-----	6
5537	0,318	-----	-----	-----	-----	6
5538	0,325	-----	-----	-----	-----	6
5539	0,331	-----	-----	-----	-----	6



CAM ÇITASI Glazing Bead	İÇ CAM FİTİLİ Glazing Gasket (in)	CAM KALINLIĞI Glas Thickness	DIŞ CAM FİTİLİ Glazing Gasket (out)
5118	E-01-027	30mm	E-01-028
5119	E-01-027	28mm	E-01-028
5120	E-01-027	26mm	E-01-028
5121	E-01-027	24mm	E-01-028
5122	E-01-027	22mm	E-01-028
5123	E-01-027	20mm	E-01-028
5124	E-01-027	18mm	E-01-028
5125	E-01-027	16mm	E-01-028
5126	E-01-027	14mm	E-01-028
5535	E-01-027	12mm	E-01-028
5536	E-01-027	10mm	E-01-028
5537	E-01-027	8mm	E-01-028
5538	E-01-027	6mm	E-01-028
5539	E-01-027	4mm	E-01-028

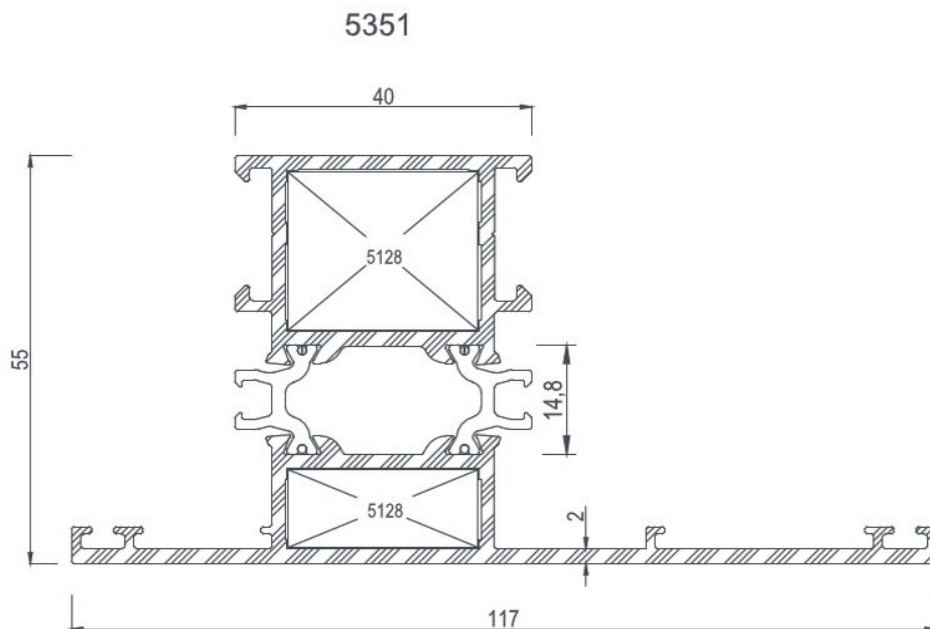
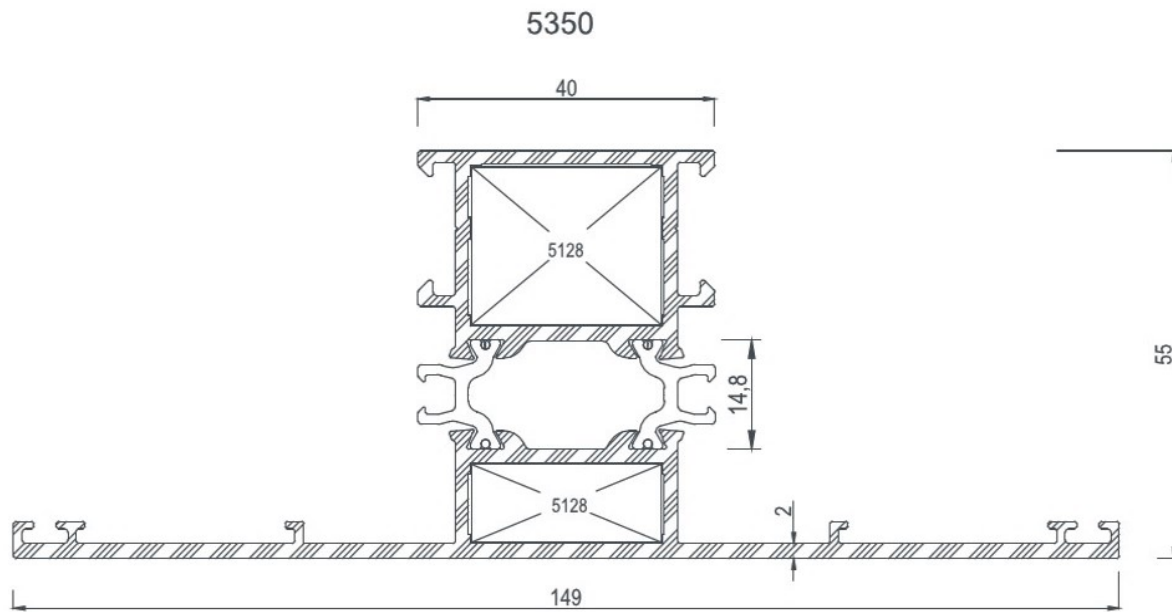


E 55

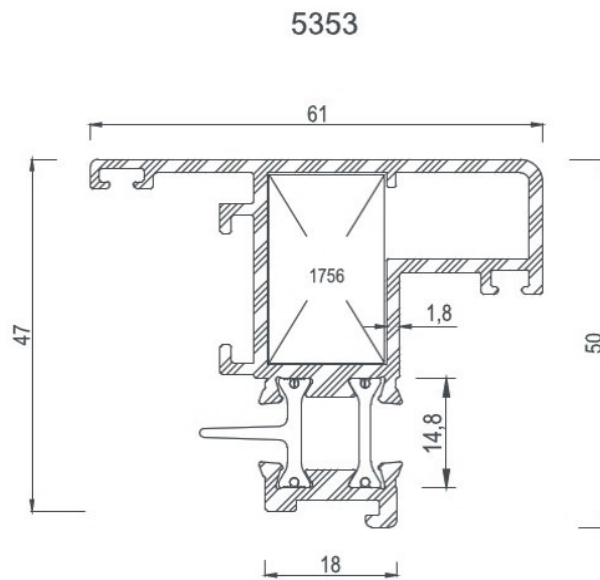
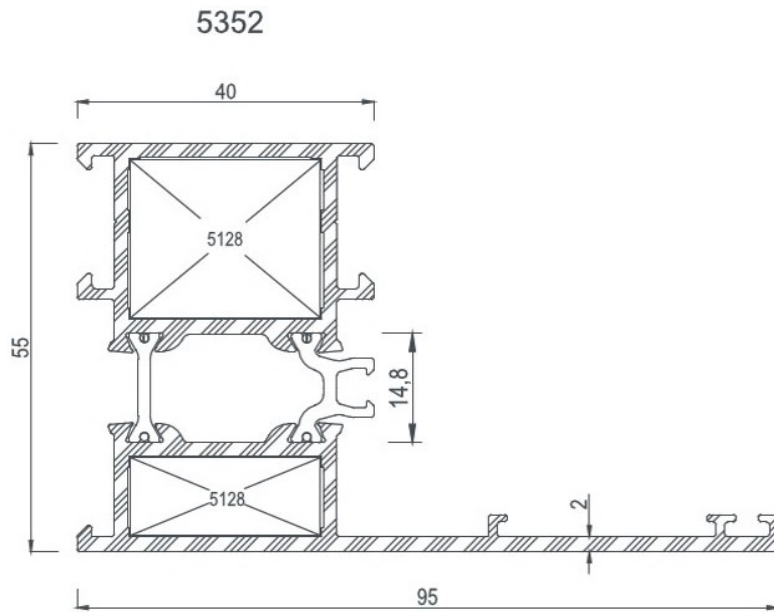
PROFİLLER *PROFILES*

GİZLİ KANAT PROFİLİ E 55 - 2.0T
SECRET SASH PROFILE E 55 - 2.0T

COD Code	AGIRLIK (kg/m) Weight	Jxx cm ⁴	Jyy cm ⁴	Wxx cm ³	Wyy cm ³	L m
5350	2,095	72,89	26,59	9,78	7,13	6
5351	1,910	45,80	21,67	6,51	5,72	6



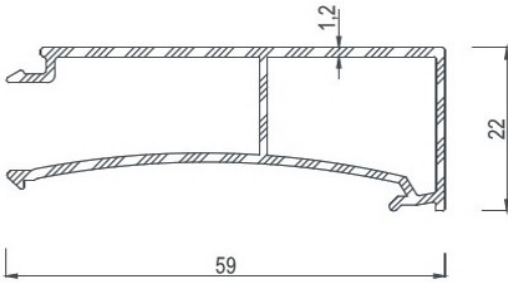
COD Code	AGIRLIK (kg/m) Weight	Jxx cm ⁴	Jyy cm ⁴	Wxx cm ³	Wyy cm ³	L m
5352	1,727	41,23	14,91	6,31	4,37	6
5353	1,249	10,50	8,56	3,43	2,50	6



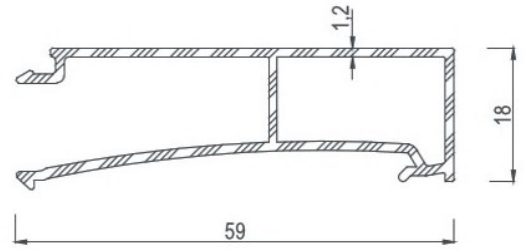


COD Code	AGIRLIK (kg/m) Weight	J _{xx} cm ⁴	J _{yy} cm ⁴	W _{xx} cm ³	W _{yy} cm ³	L m
5588	0,521	6,63	1,05	2,00	0,90	6
5587	0,510	6,36	0,82	1,97	0,75	6
5584	0,222	0,86	0,20	0,46	0,05	6

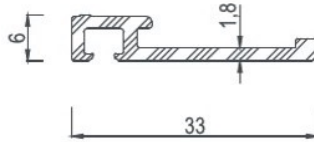
5588



5587



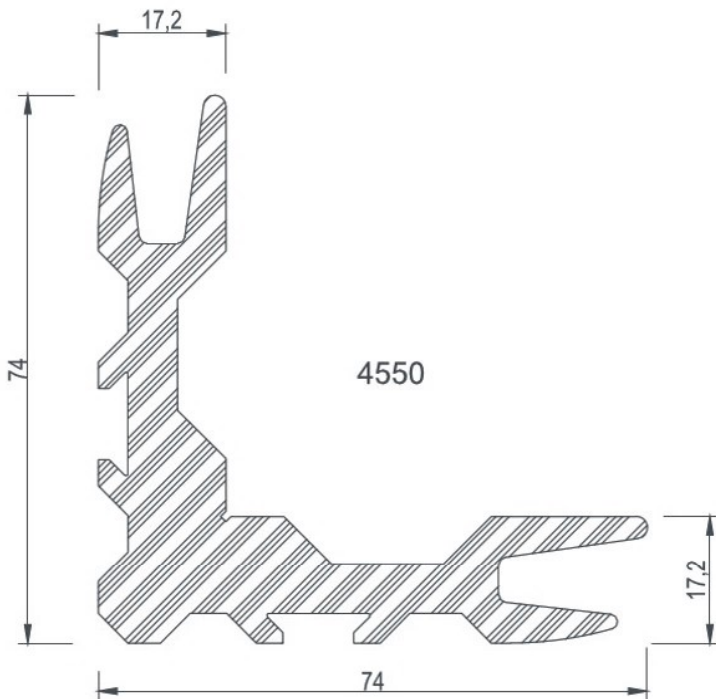
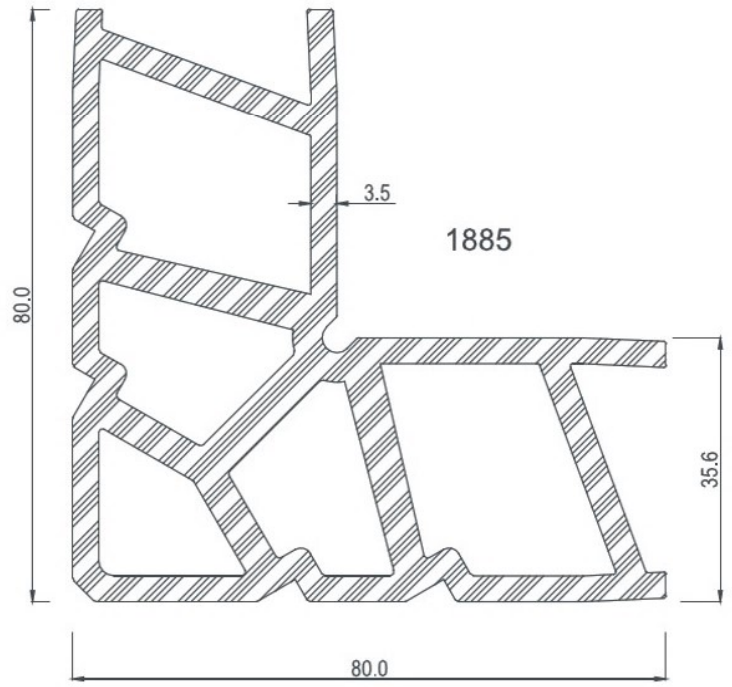
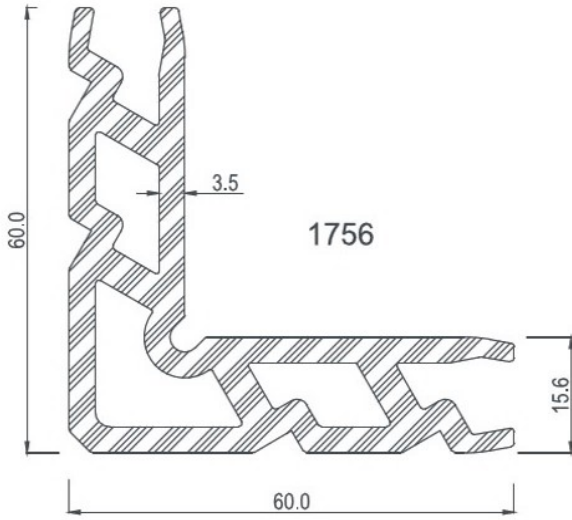
5584




CAM ÇİTASI Glazing Bead	İÇ CAM FİTİLİ Glazing Gasket (in)	CAM KALINLIĞI Glas Thickness	DIŞ CAM FİTİLİ Glazing Gasket (out)
5587	E-01-027	24 mm	E-01-028
5588	E-01-027	20 mm	E-01-028



COD Code	AGIRLIK (kg/m) Weight	J _{xx} cm ⁴	J _{yy} cm ⁴	W _{xx} cm ³	W _{yy} cm ³	L m
1756	2,474	---	---	---	---	6
1885	4,471	---	---	---	---	6
4550	3,581	---	---	---	---	6

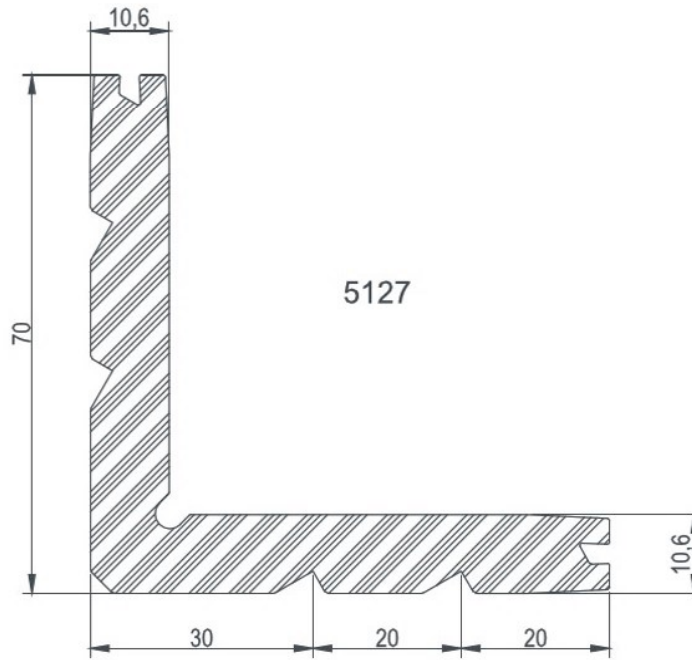


KÖŞE TAKOZLARI / Corner Cleats

Nr	 L m	AKS. KODU Acs. Code	KESİM ÖLÇÜSÜ Cutting Size
5340	1756	1756-26,8	26,8 mm
	1756	1756-5,4	5,4 mm
5353	1756	1756-25,4	25,4 mm
	1885	1885-18,3	18,3 mm
5577	1885	1885-5,3	5,3 mm
	4550	4550-18,3	18,3 mm
5714	4550	4550-5,3	5,3 mm



COD Code	AGIRLIK (kg/m) Weight	Jxx cm ⁴	Jyy cm ⁴	Wxx cm ³	Wyy cm ³	L m
5127	3,484	---	---	---	---	6

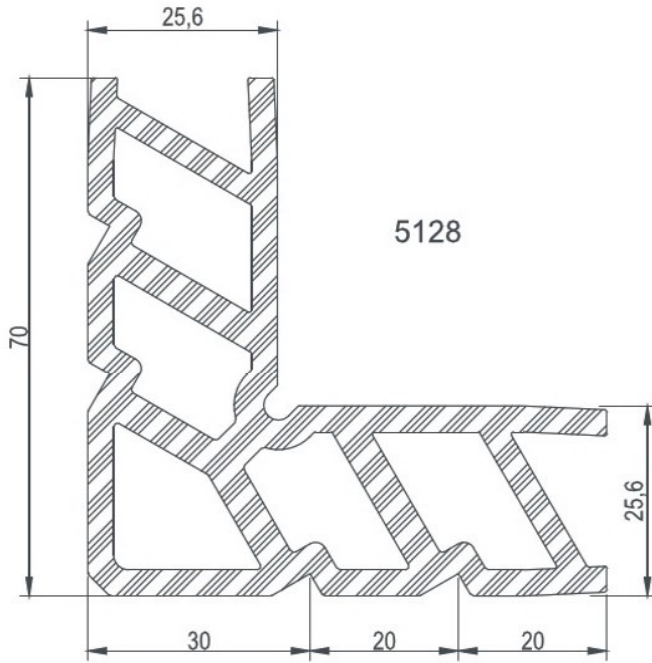


KÖŞE TAKOZLARI / Corner Cleats

Nr	 L m	AKS. KODU Acs. Code	KESİM ÖLÇÜSÜ Cutting Size
5300	5127	5127-21,3	21,3 mm
	5127	5127-10,5	10,5 mm
5303	5127	5127-18,6	18,6 mm
	5127	5127- 5,3	5,3 mm
5307	5127	5127-21,3	21,3 mm
	5127	5127-10,5	10,5 mm
5317	5127	5127-21,3	21,3 mm
	5127	5127-10,5	10,5 mm
5320	5127	5127-18,6	18,6 mm
	5127	5127- 5,3	5,3 mm
5324	5127	5127-21,3	21,3 mm
	5127	5127-10,5	10,5 mm
5335	5127	5127-18,77	18,77 mm
	5127	5127-18,77	18,77 mm



COD Code	AGIRLIK (kg/m) Weight	J _{xx} cm ⁴	J _{yy} cm ⁴	W _{xx} cm ³	W _{yy} cm ³	L m
5128	3,652	---	---	---	---	6

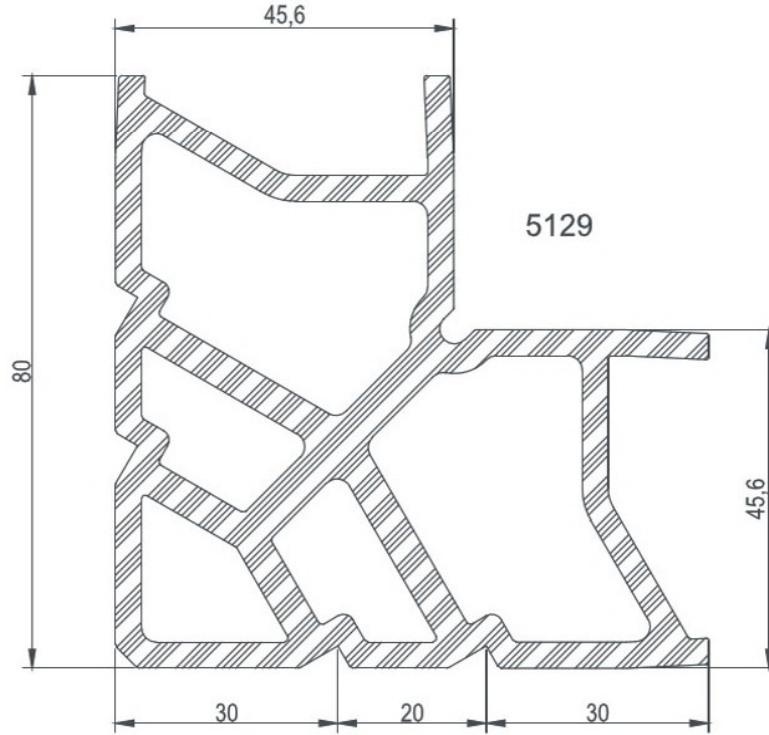


KÖŞE TAKOZLARI / Corner Cleats

Nr	 L m	AKS. KODU Ac. Code	KESİM ÖLÇÜSÜ Cutting Size
5301	5128	5128-21,3	21,3 mm
	5128	5128-10,5	10,5 mm
5304	5128	5128-18,6	18,6 mm
	5128	5128-5,3	5,3 mm
5308	5128	5128-21,3	21,3 mm
	5128	5128-10,5	10,5 mm
5311	5128	5128-21,3	21,3 mm
	5128	5128-10,5	10,5 mm
5312	5128	5128-21,3	21,3 mm
	5128	5128-10,5	10,5 mm
5318	5128	5128-21,3	21,3 mm
	5128	5128-10,5	10,5 mm
5321	5128	5128-18,6	18,6 mm
	5128	5128-5,3	5,3 mm
5325	5128	5128-21,3	21,3 mm
	5128	5128-10,5	10,5 mm
5328	5128	5128-21,3	21,3 mm
	5128	5128-10,5	10,5 mm
5329	5128	5128-21,3	21,3 mm
	5128	5128-10,5	10,5 mm
5333	5128	5128-18,3	18,3 mm
	5128	5128-5,4	5,4 mm
5725	5128	5128-21,3	21,3 mm
	5128	5128-10,5	10,5 mm
5434	5128	5128-21,3	21,3 mm
	5128	5128-10,5	10,5 mm
5711	5128	5128-18,6	18,6 mm
	5128	5128-5,3	5,3 mm
5713	5128	5128-21,3	21,3 mm
	5128	5128-10,5	10,5 mm
5350	5128	5128-21,3	21,3 mm
	5128	5128-10,5	10,5 mm
5351	5128	5128-21,3	21,3 mm
	5128	5128-10,5	10,5 mm
5352	5128	5128-21,3	21,3 mm
	5128	5128-10,5	10,5 mm



COD Code	AGIRLIK (kg/m) Weight	Jxx cm ⁴	Jyy cm ⁴	Wxx cm ³	Wyy cm ³	L m
5129	4,618	---	---	---	---	6

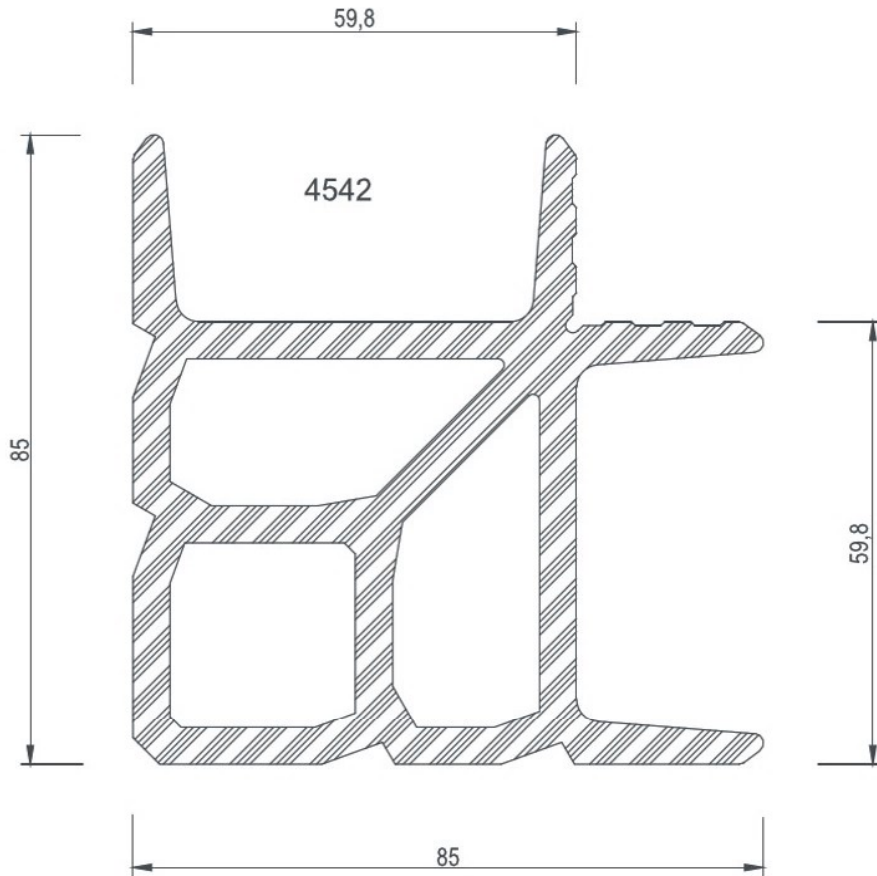


KÖŞE TAKOZLARI / Corner Cleats


Nr	AKS. KODU Acs. Code	KESİM ÖLÇÜSÜ Cutting Size
5302	5129-21,3	21,3 mm
	5129-10,5	10,5 mm
5306	5129-26,7	26,7 mm
	5129-5,3	5,3 mm
5309	5129-21,3	21,3 mm
	5129-10,5	10,5 mm
5319	5129-21,3	21,3 mm
	5129-10,5	10,5 mm
5323	5129-26,7	26,7 mm
	5129-5,3	5,3 mm
5326	5129-21,3	21,3 mm
	5129-10,5	10,5 mm
5334	5129-18,3	18,3 mm
	5129-5,4	5,4 mm
5433	5129-21,3	21,3 mm
	5129-10,5	10,5 mm



COD Code	AGIRLIK (kg/m) Weight	Jxx cm ⁴	Jyy cm ⁴	Wxx cm ³	Wyy cm ³	L m
4542	5,381	----	----	----	----	6

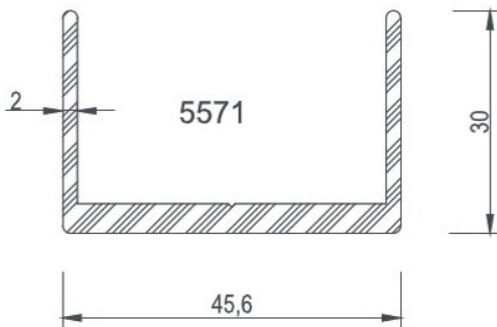
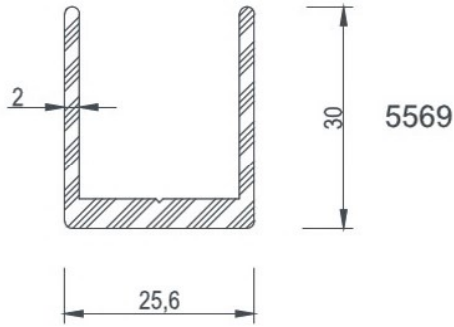
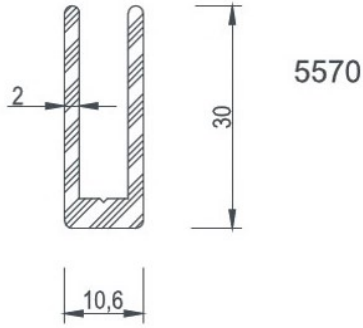


KÖŞE TAKOZLARI / Corner Cleats

Nr	 L m	AKS. KODU Acs. Code	KESİM ÖLÇÜSÜ Cutting Size
5564	4542	4542-18,6	18,6 mm
	4542	4542-5,3	5,3 mm
5567	4542	4542-18,6	18,6 mm
	4542	4542-5,3	5,3 mm
5712	4542	4542-18,6	18,6 mm
	4542	4542-5,3	5,3 mm



COD Code	AGIRLIK (kg/m) Weight	J _{xx} cm ⁴	J _{yy} cm ⁴	W _{xx} cm ³	W _{yy} cm ³	L m
5569	0,555	----	----	---	----	6
5570	0,393	----	----	---	----	6
5571	0,772	----	----	---	----	6




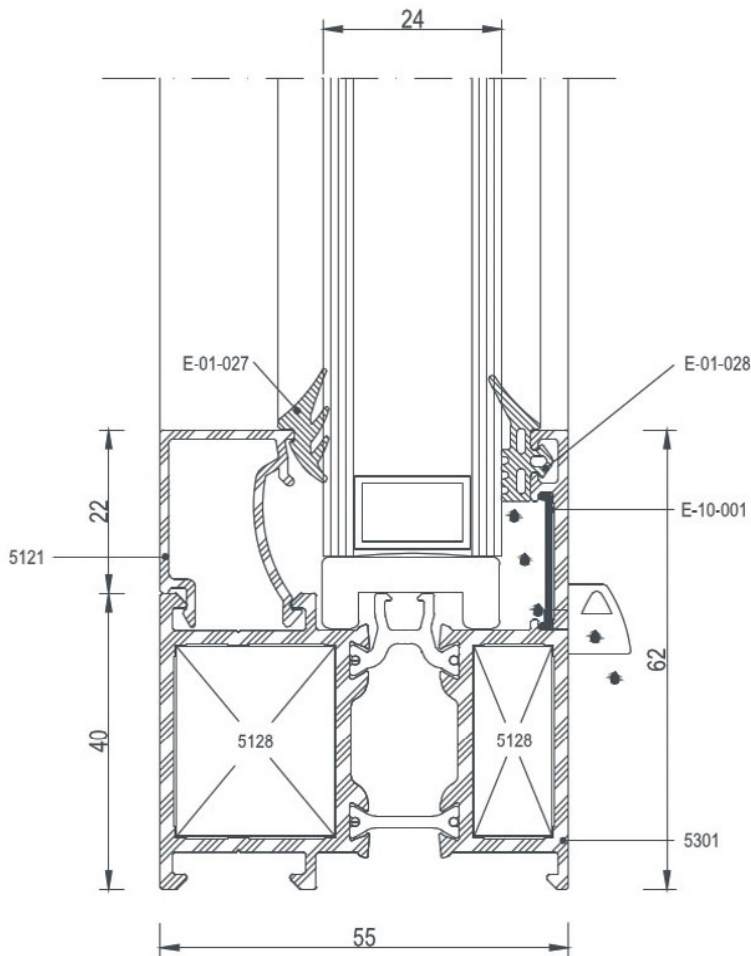
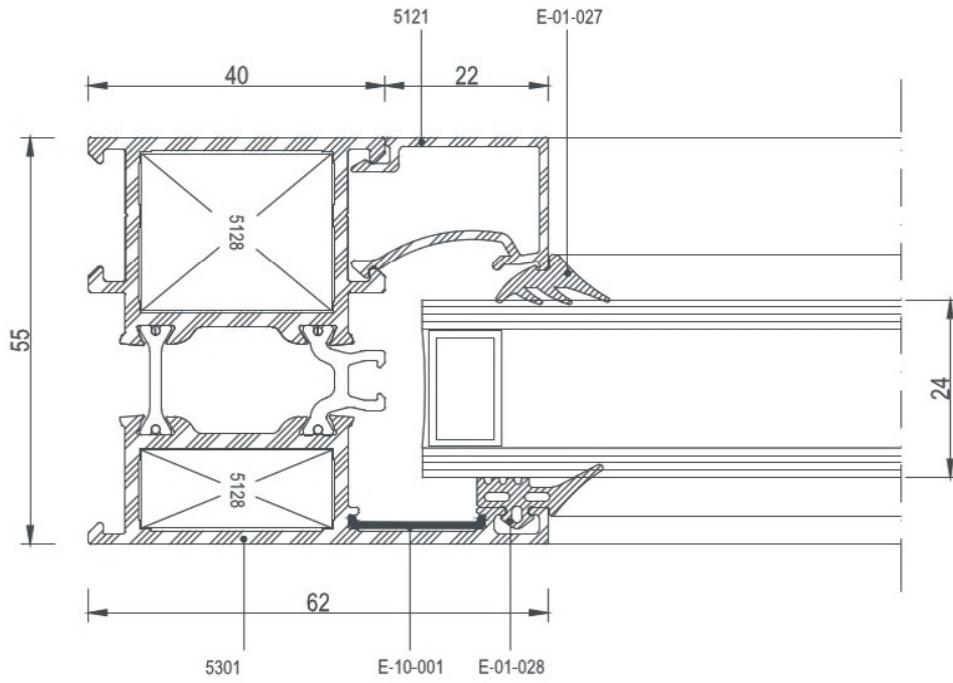
ORTA KAYIT BAĞLANTI / Mullion Connection Piece

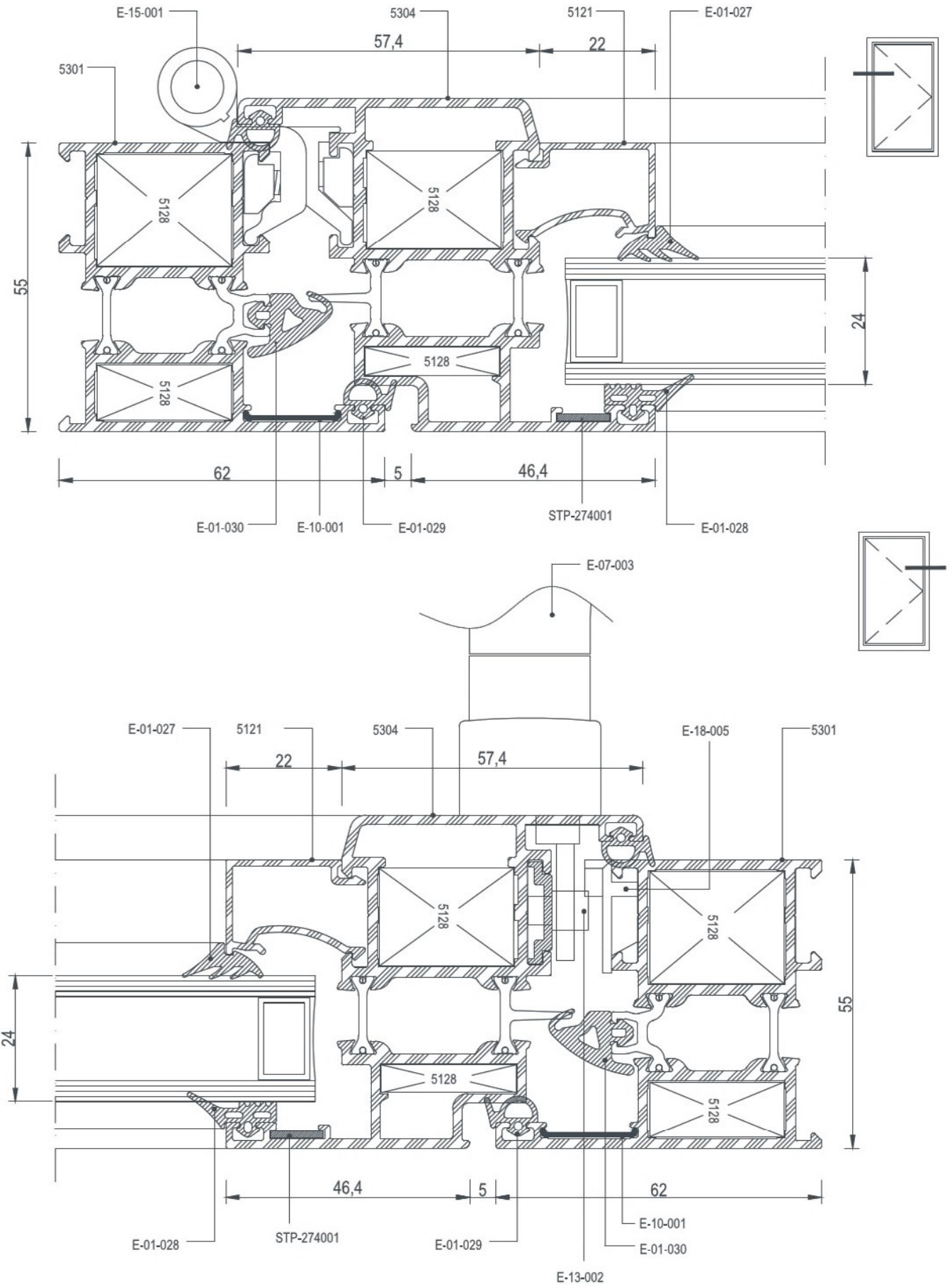
Nr	L m	AKS. KODU Acs. Code	KESİM ÖLÇÜSÜ Cutting Size
5307	5570	5570-21,3	21,3 mm
5308	5569	5569-21,3	21,3 mm
5309	5571	5571-46,6	45,6 mm
5310	----	----	---
5311	5569	5569-21,3	21,3 mm
5312	5569	5569-21,3	21,3 mm
5313	5569	5569-21,3	21,3 mm
5324	5570	5570-21,3	21,3 mm
5325	5569	5569-21,3	21,3 mm
5326	5571	5571-45,6	45,6 mm
5327	----	----	---
5328	5569	5569-21,3	21,3 mm
5329	5569	5569-21,3	21,3 mm
5330	5569	5569-21,3	21,3 mm
5713	5569	5569-21,3	21,3 mm
5710	5569	5569-21,3	21,3 mm

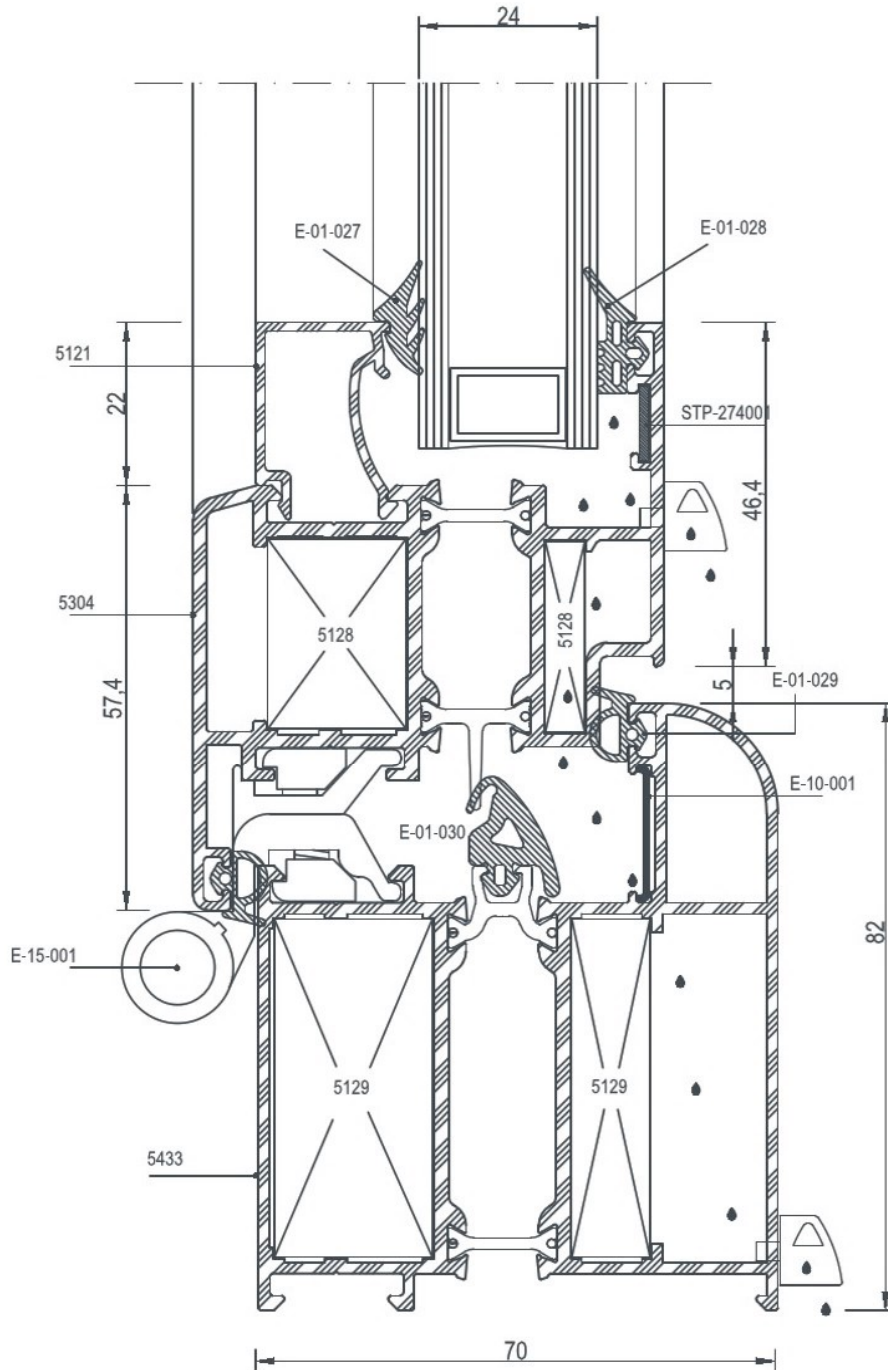
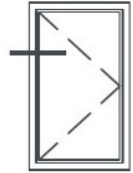


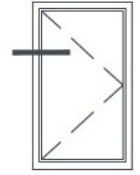
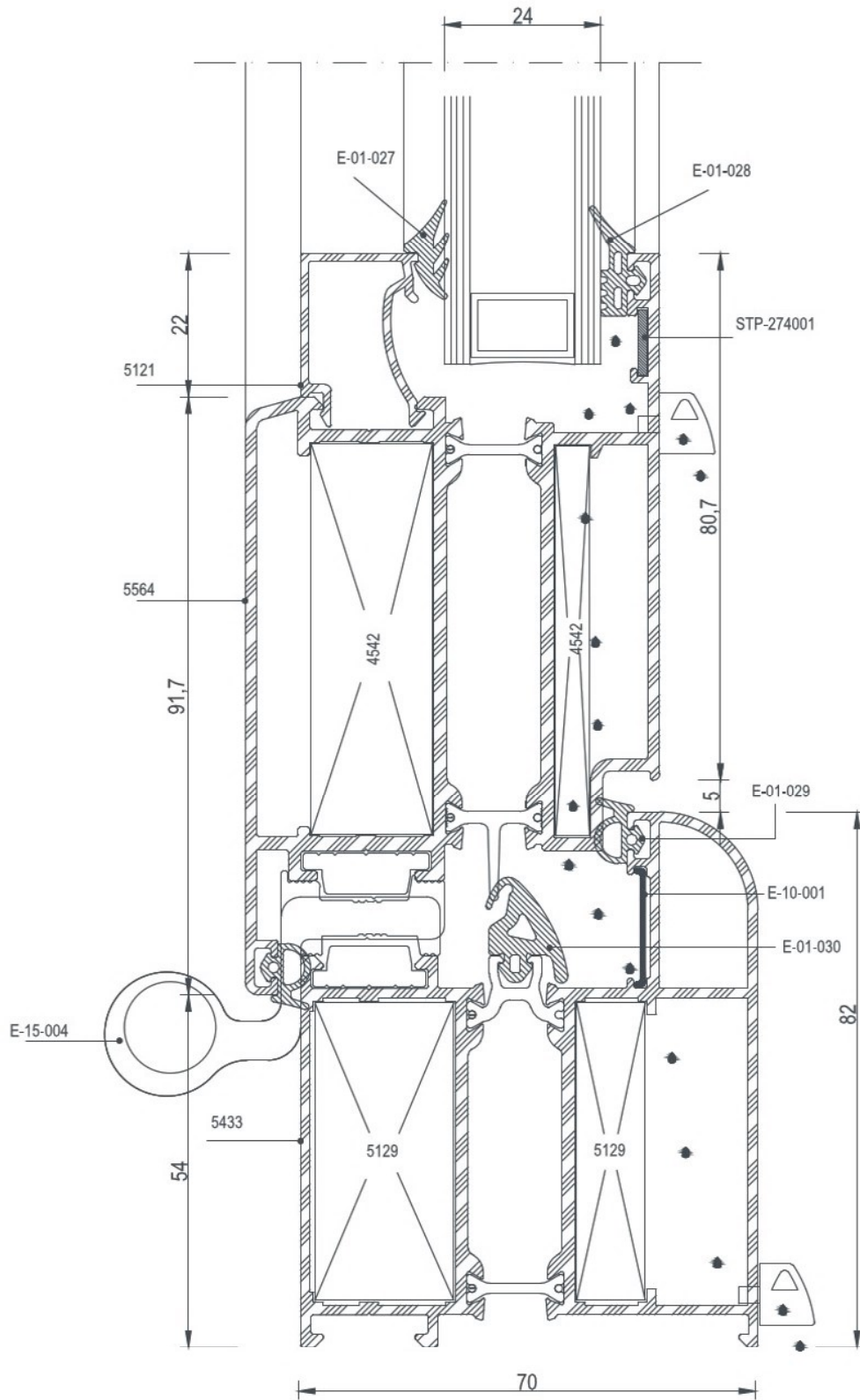
E 55

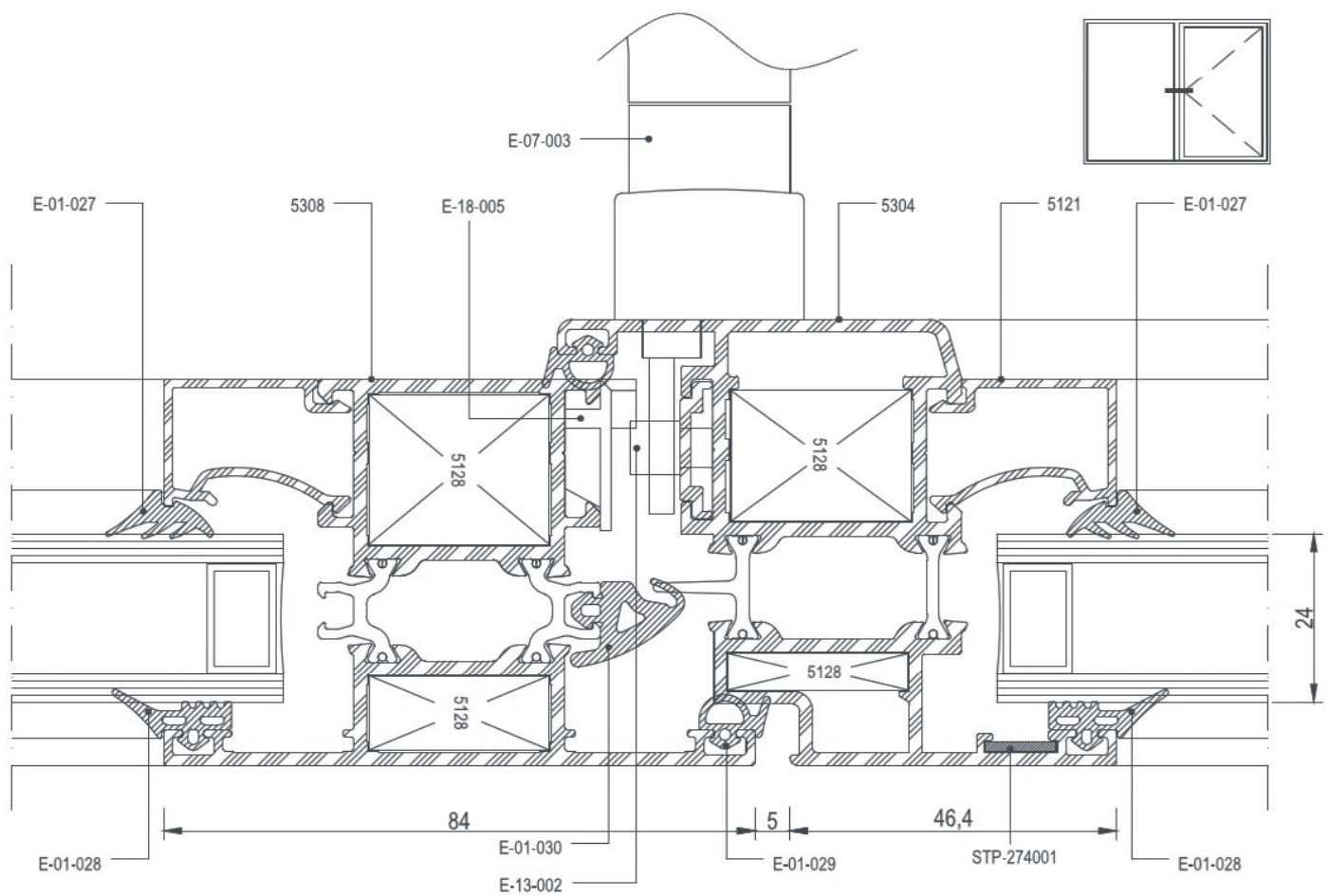
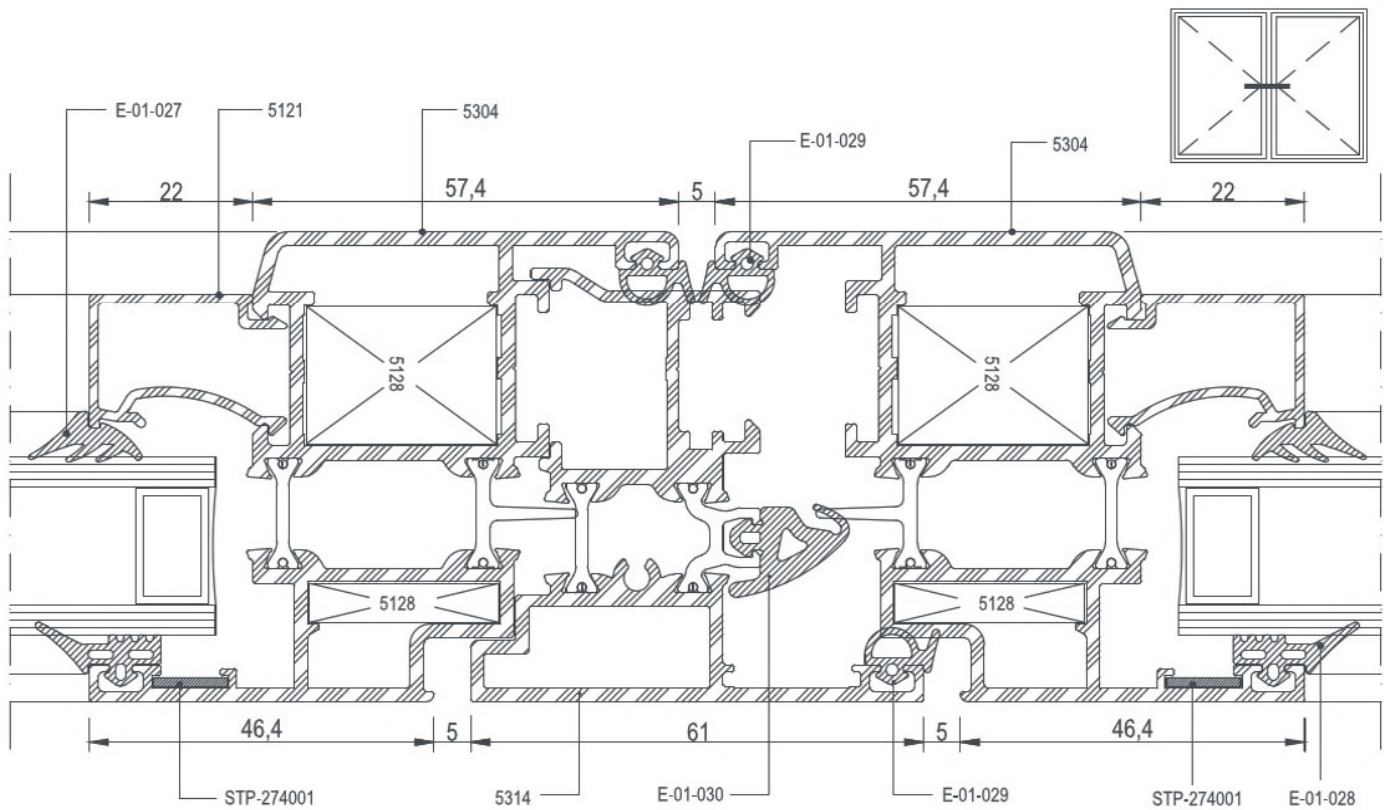
DETAYLAR
DETAILS

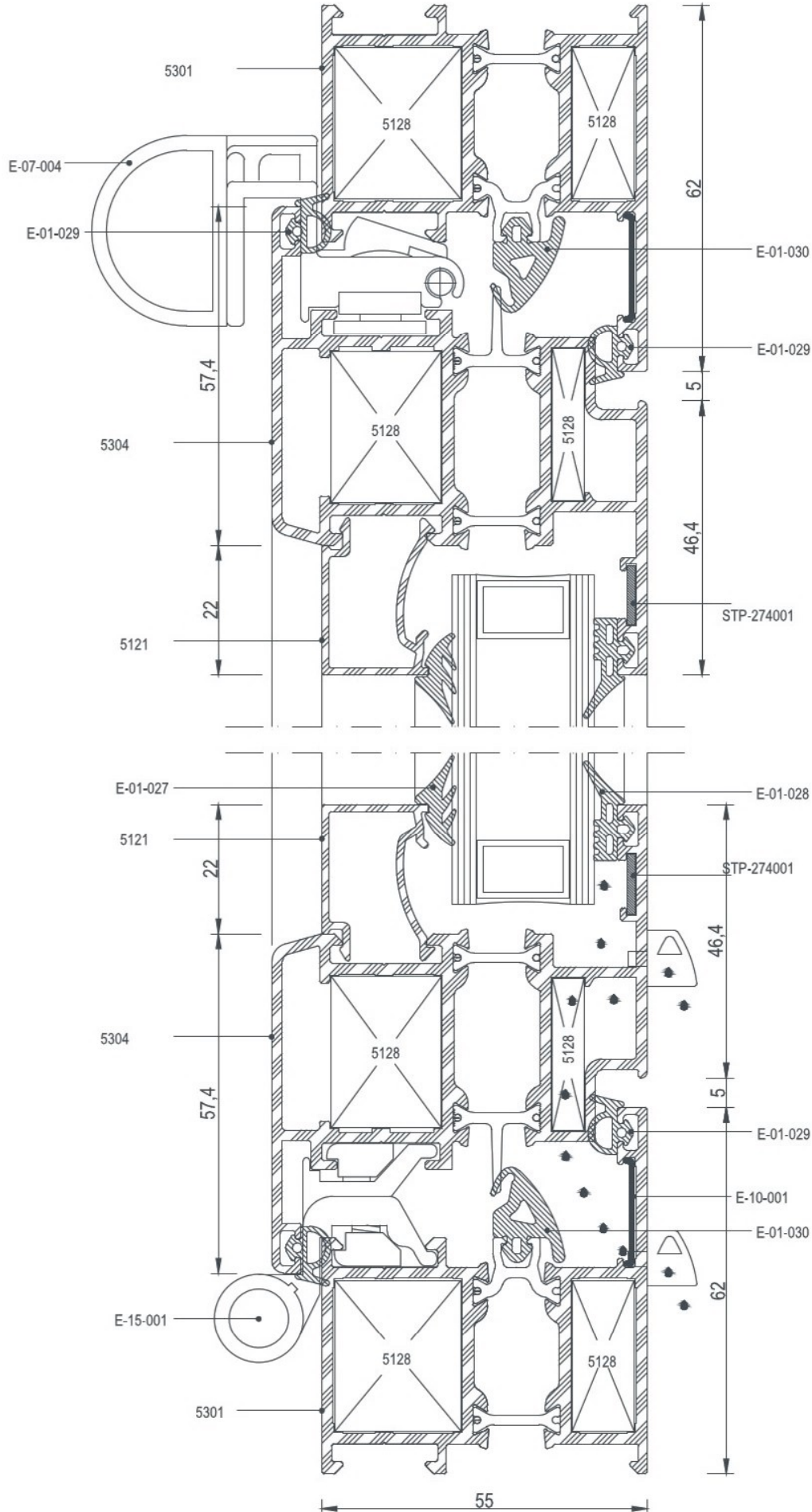


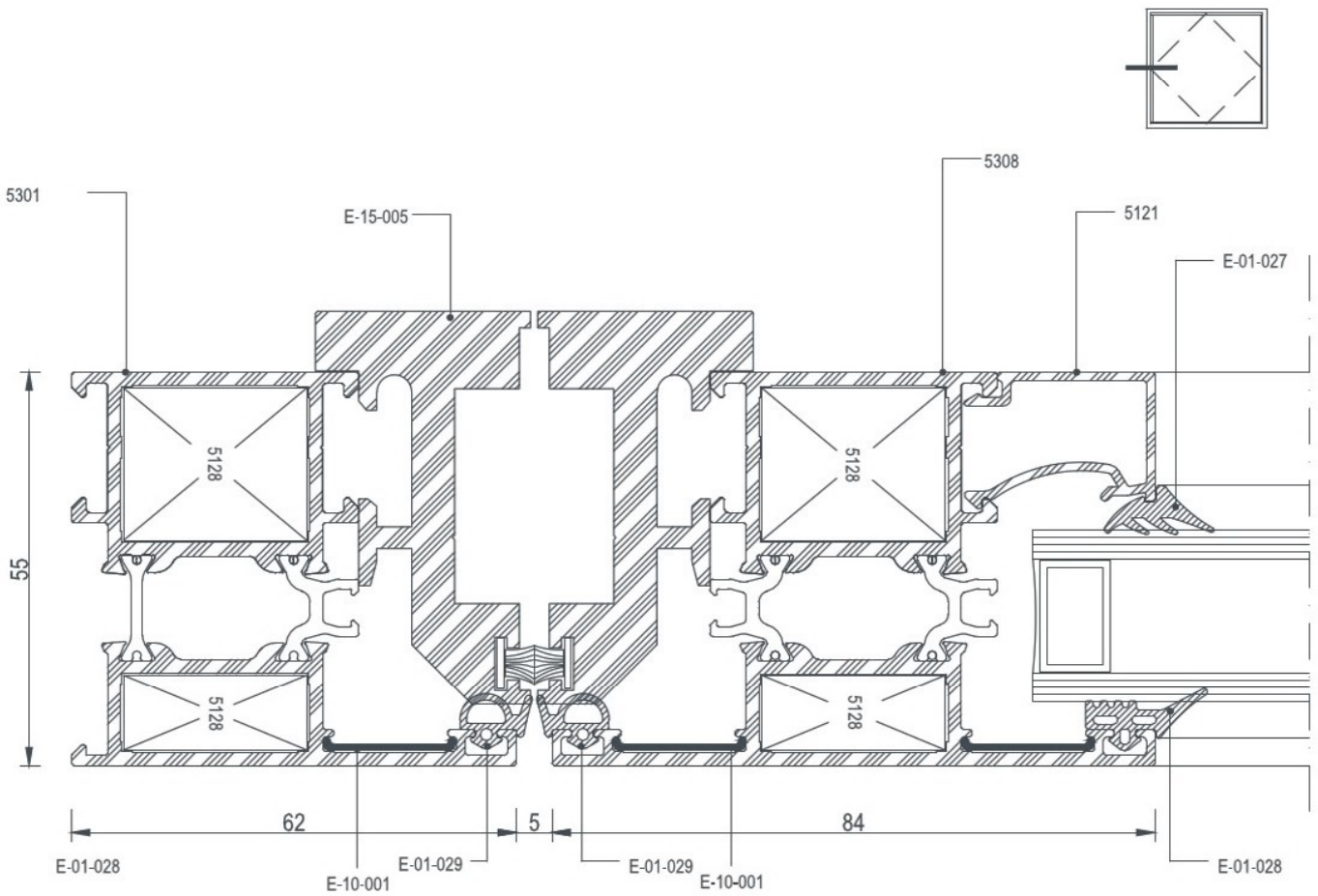
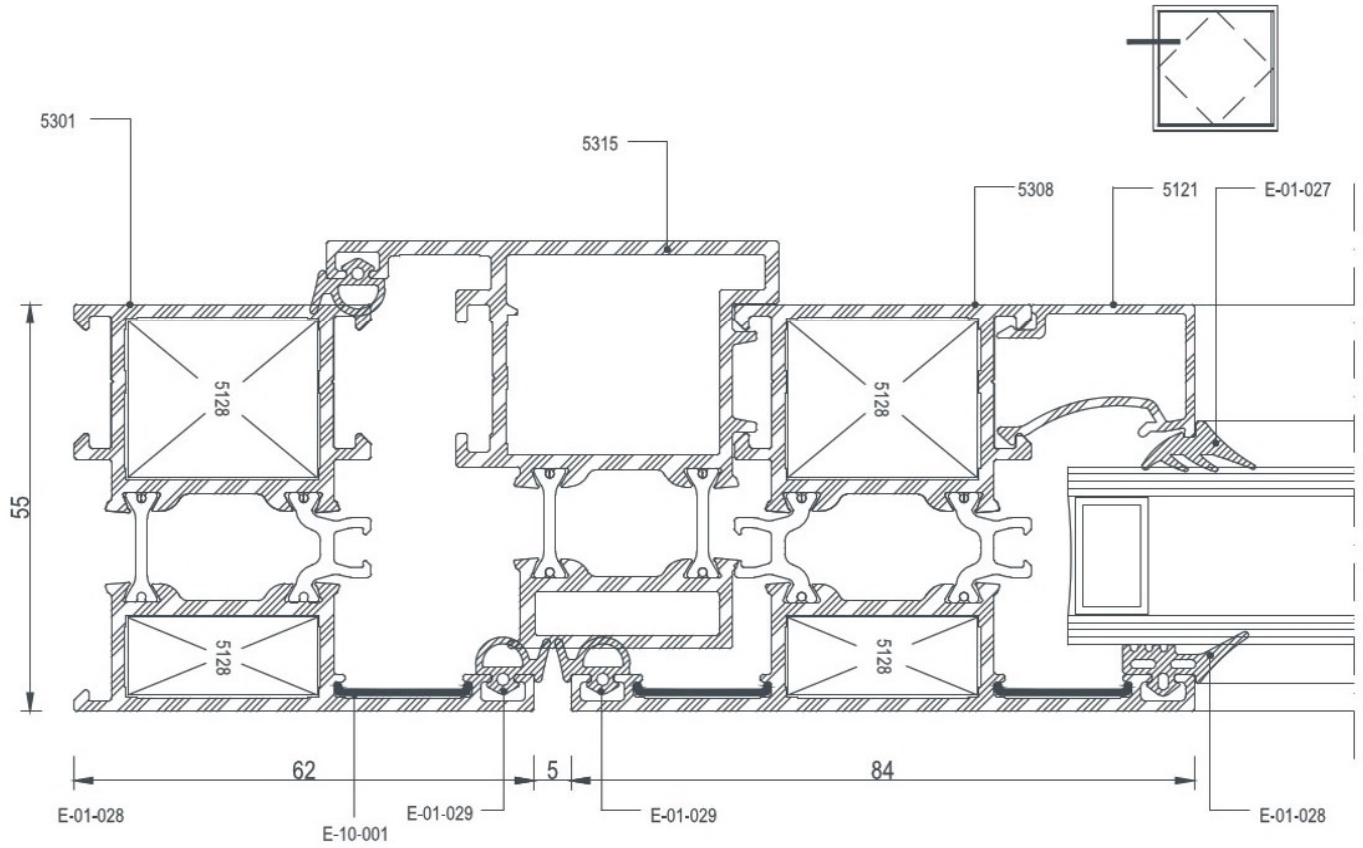


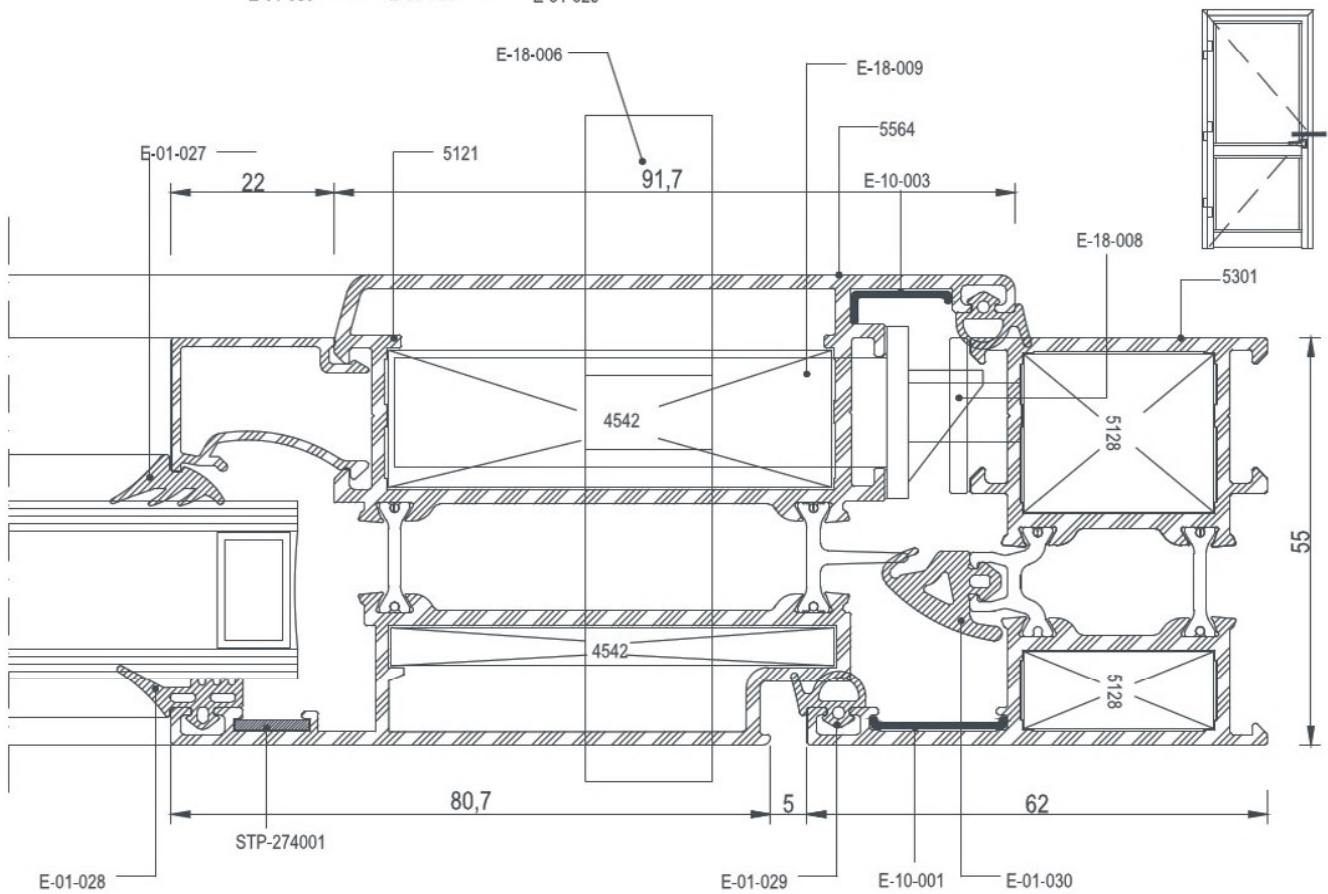
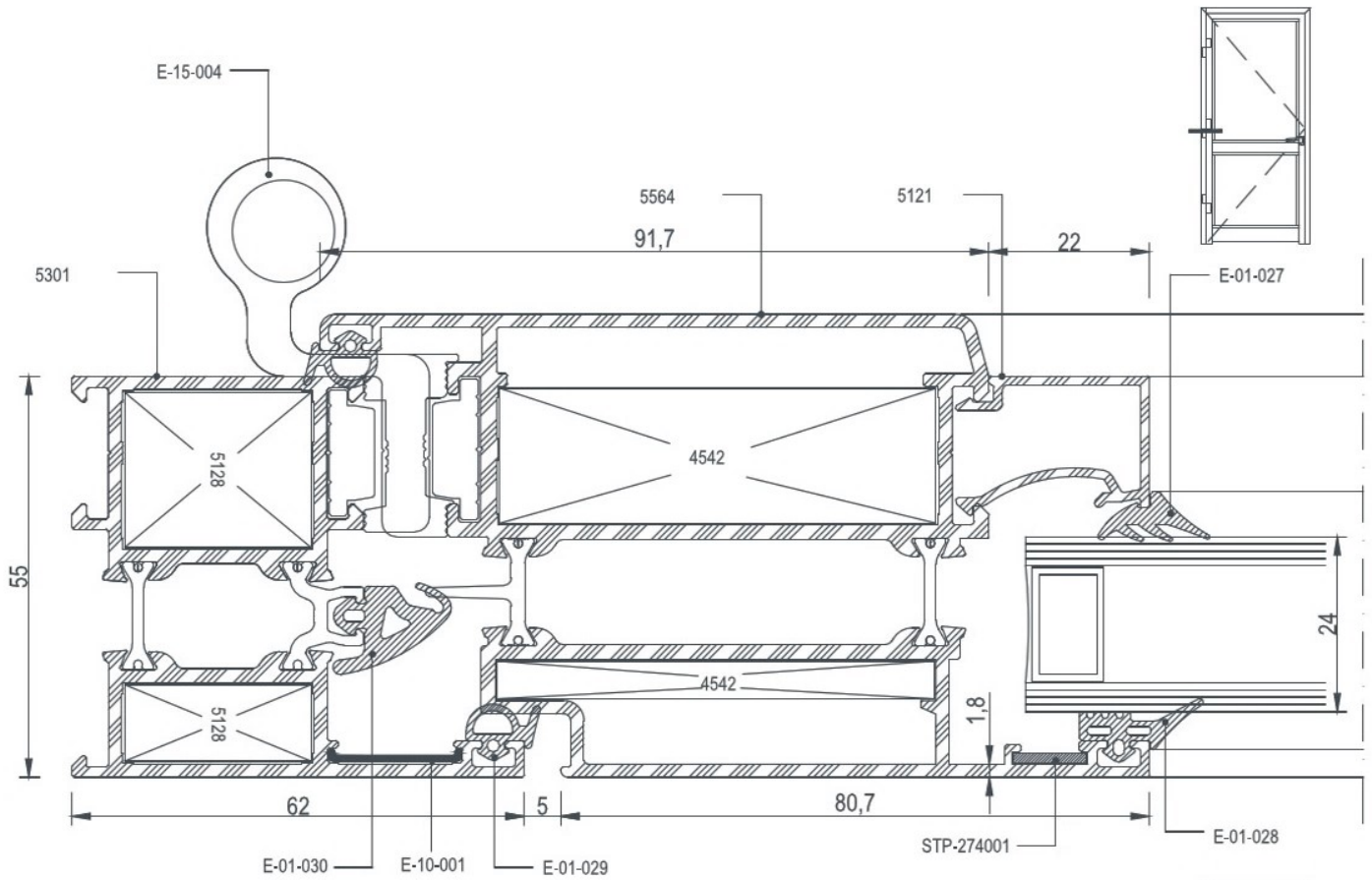


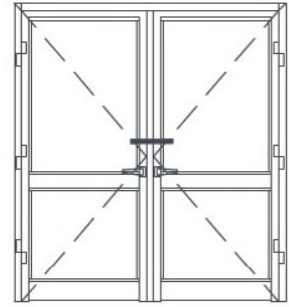
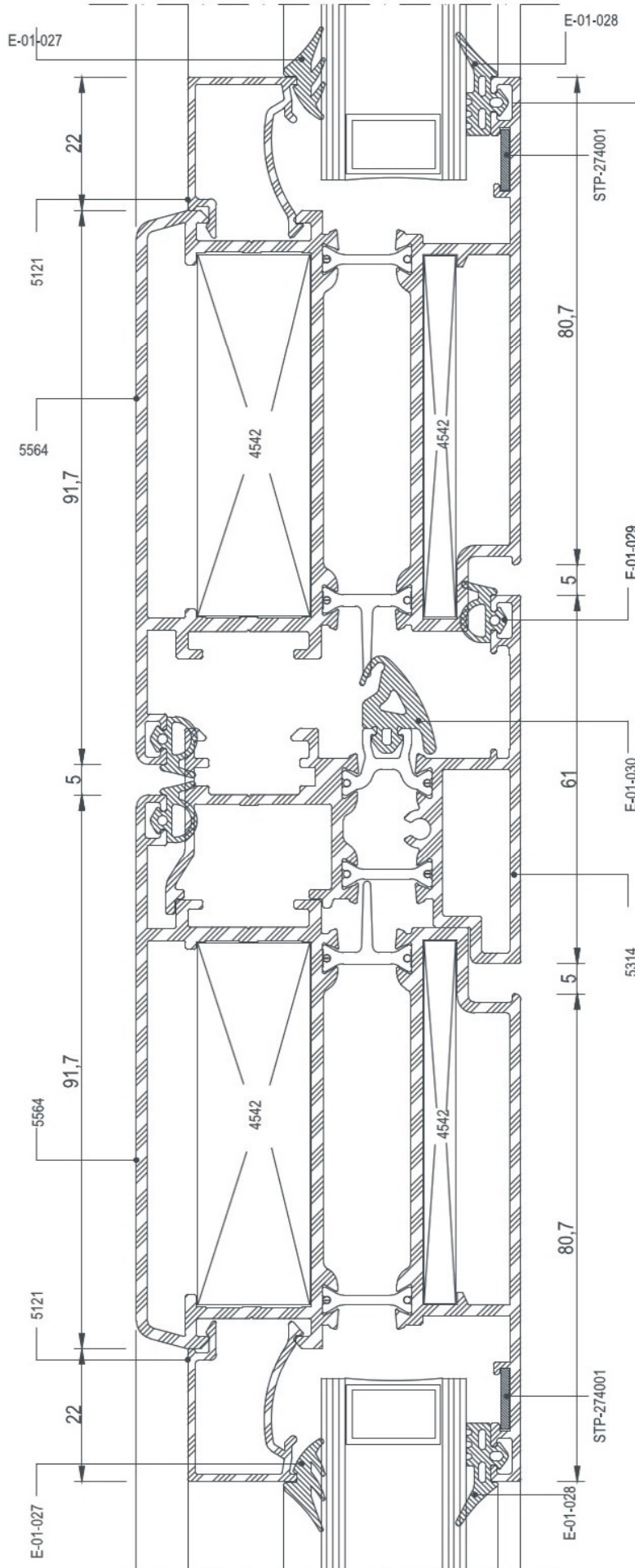


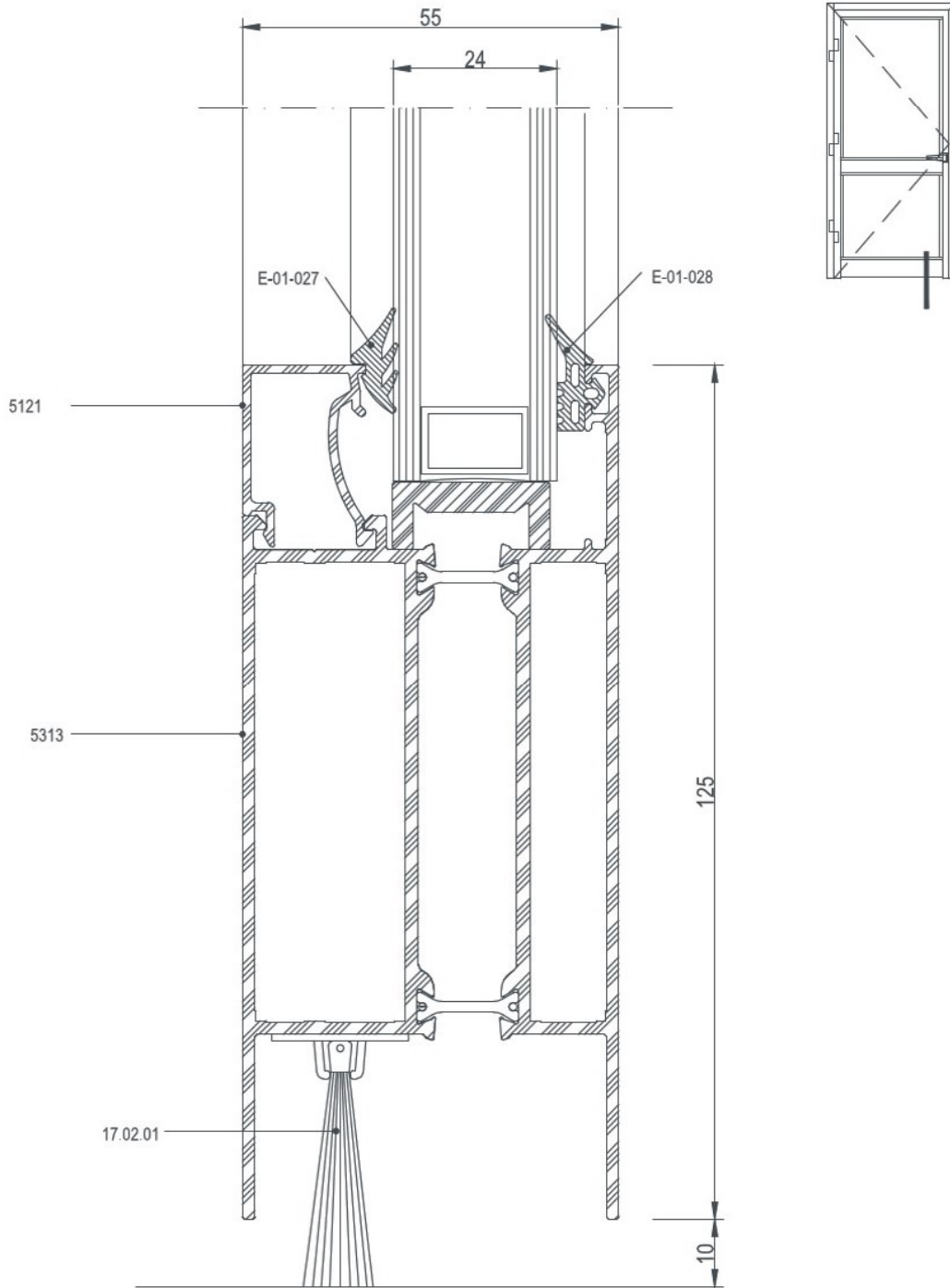


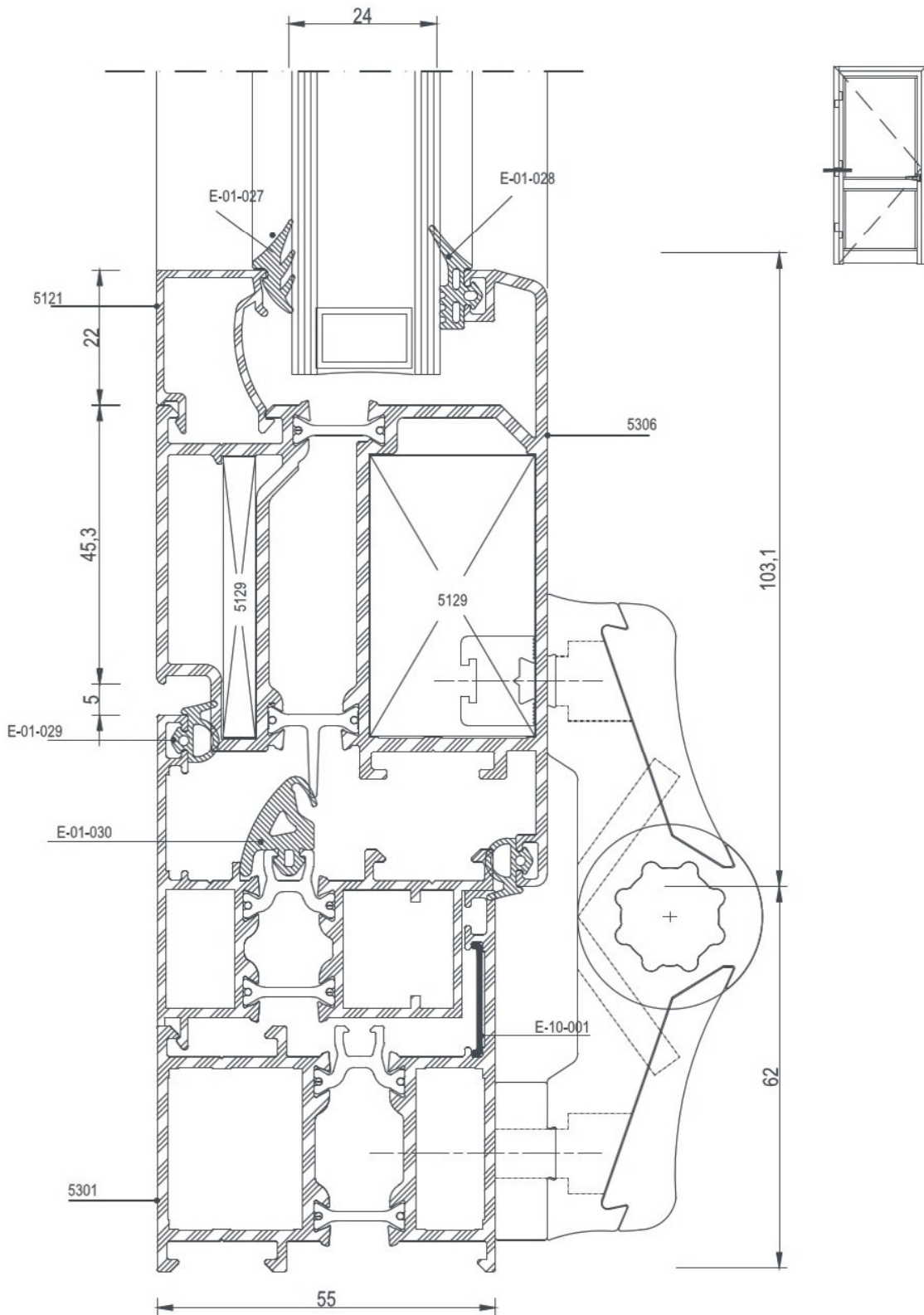


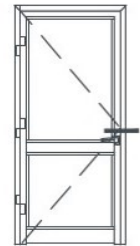
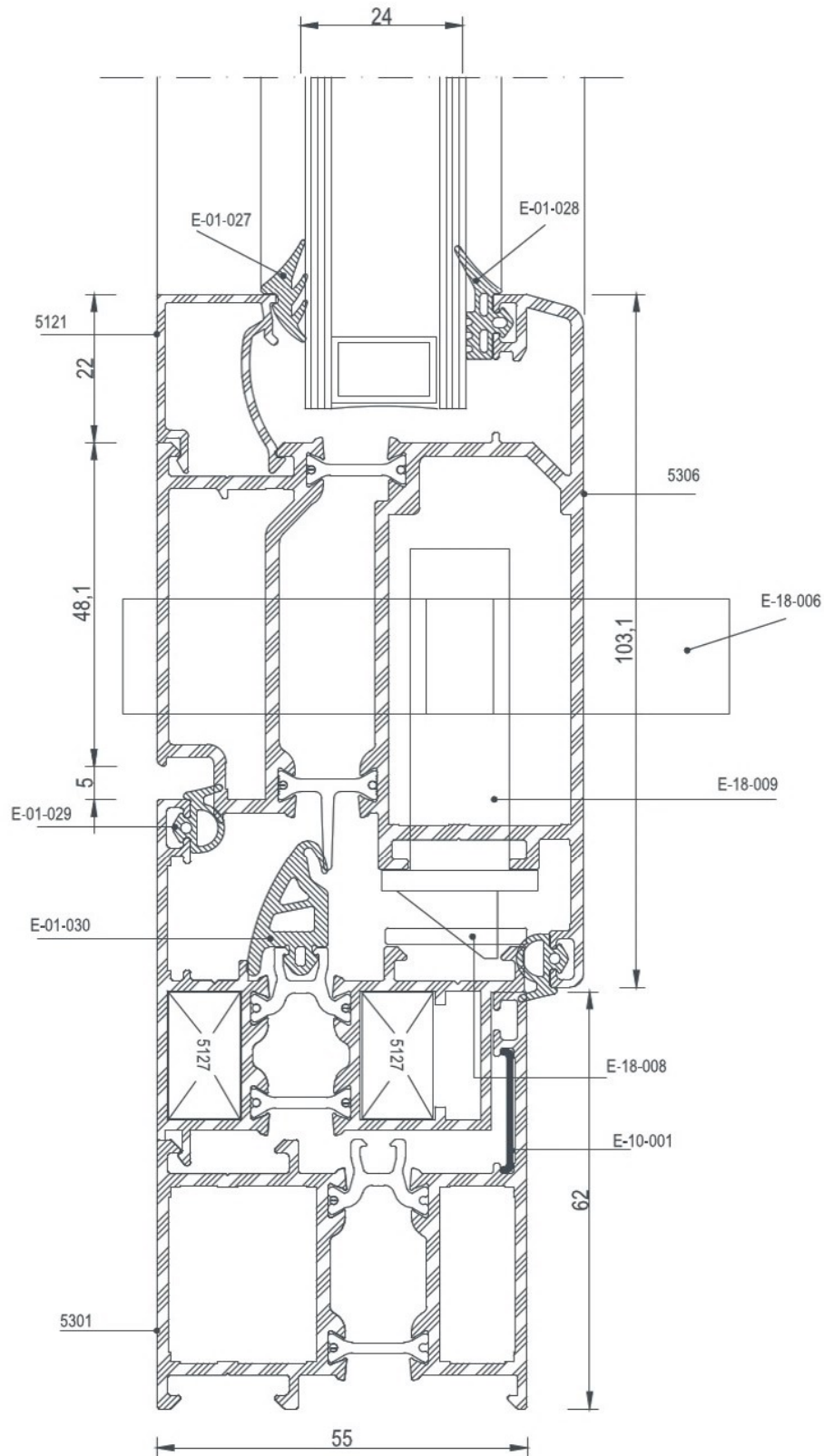


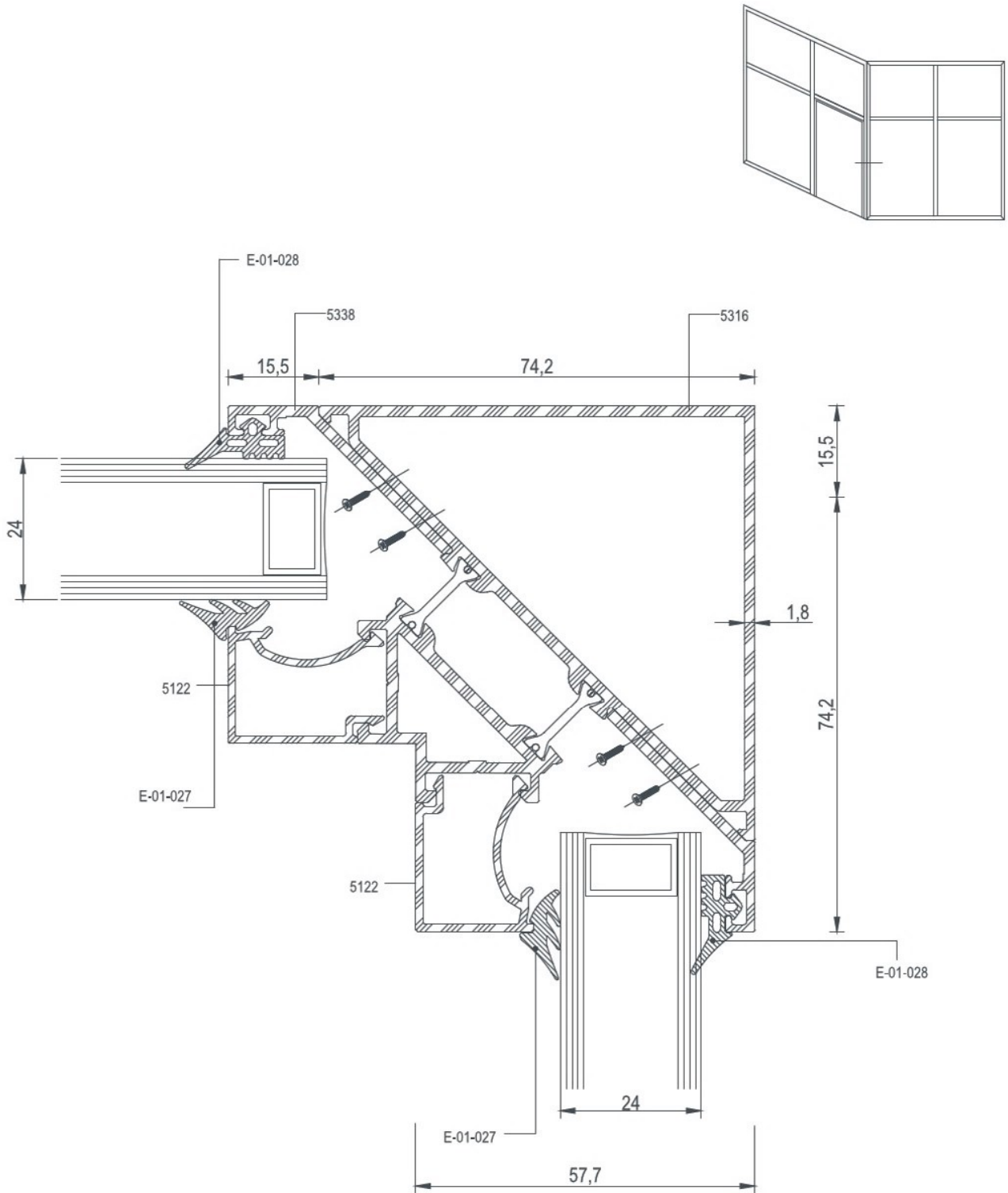


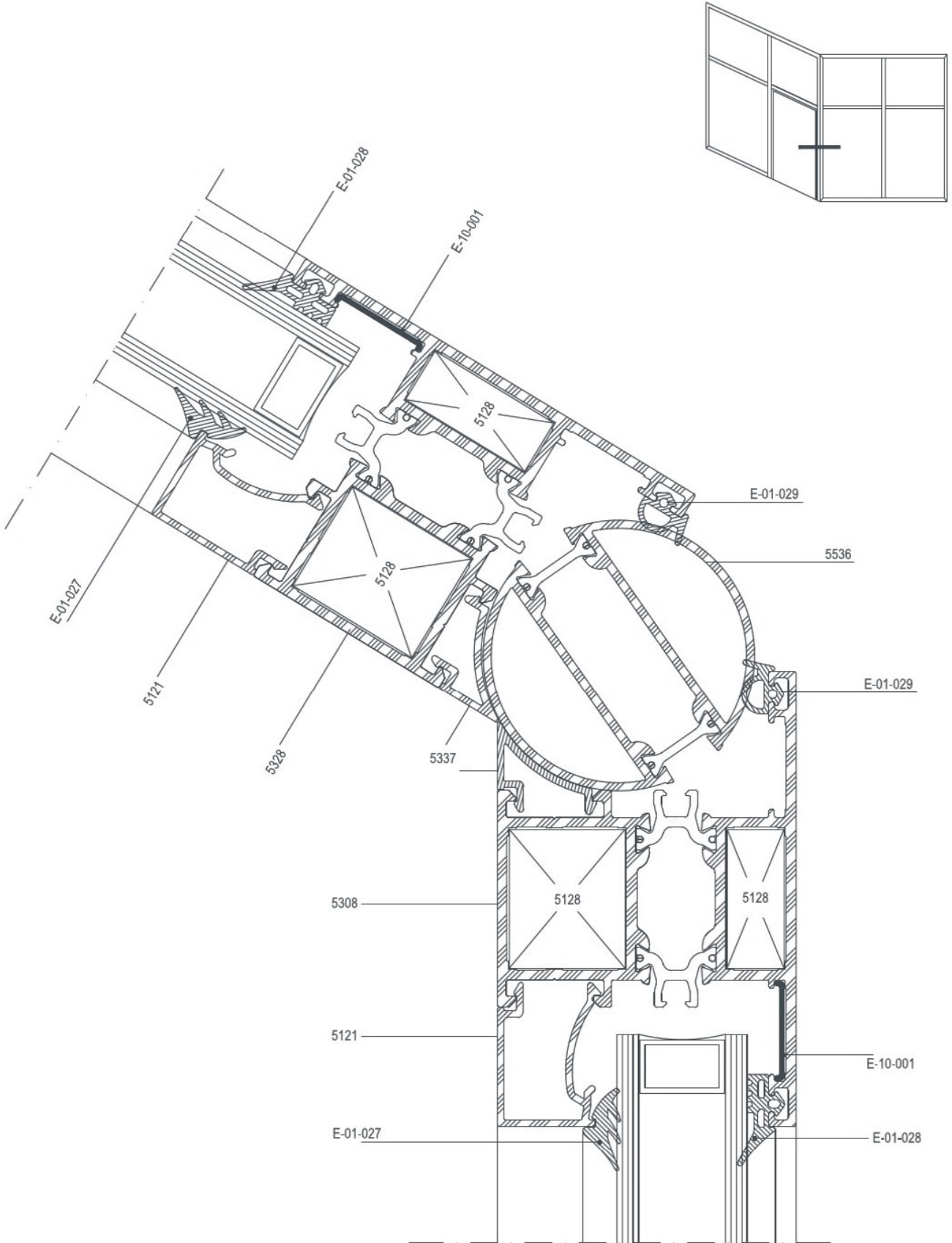


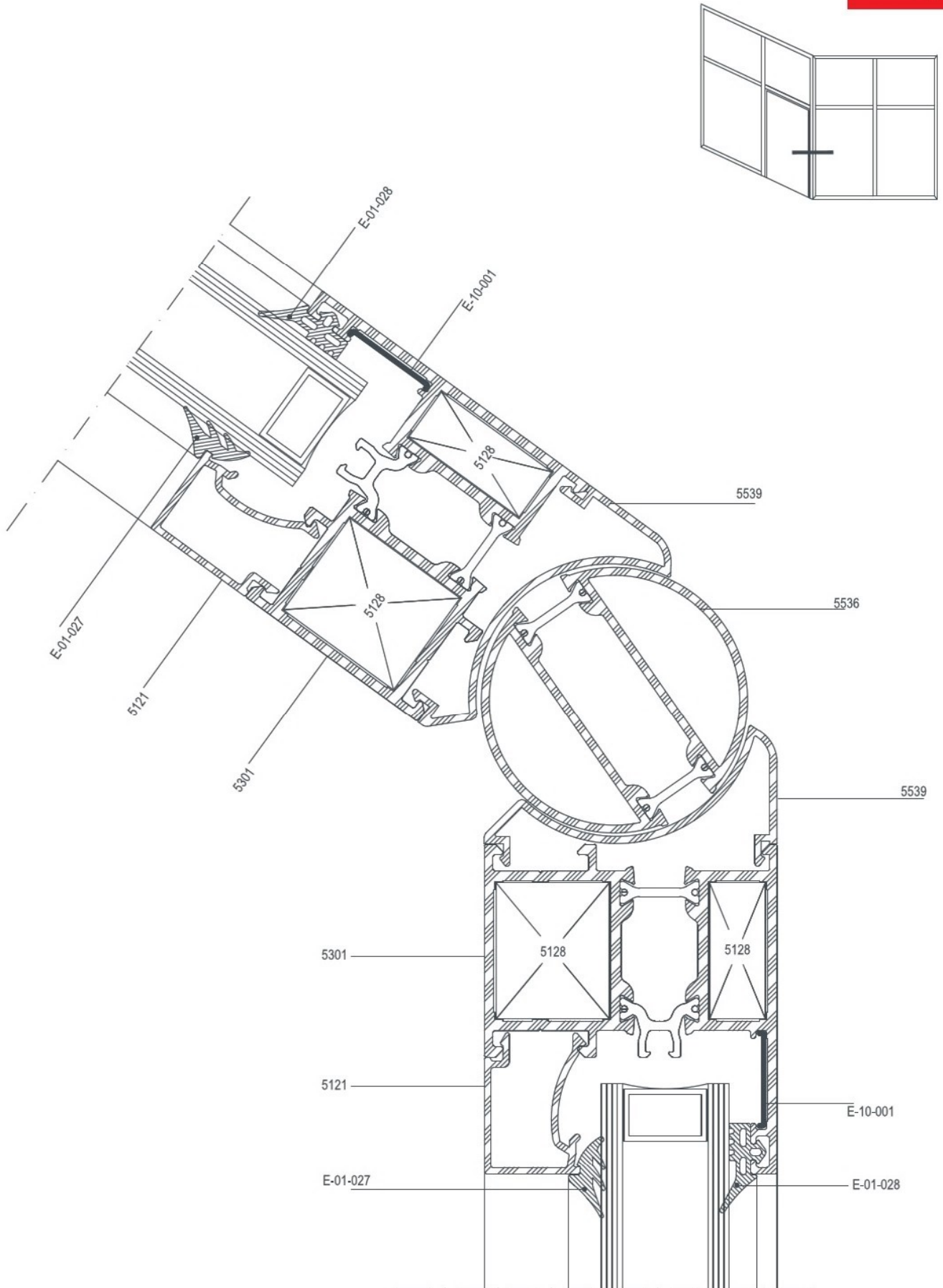












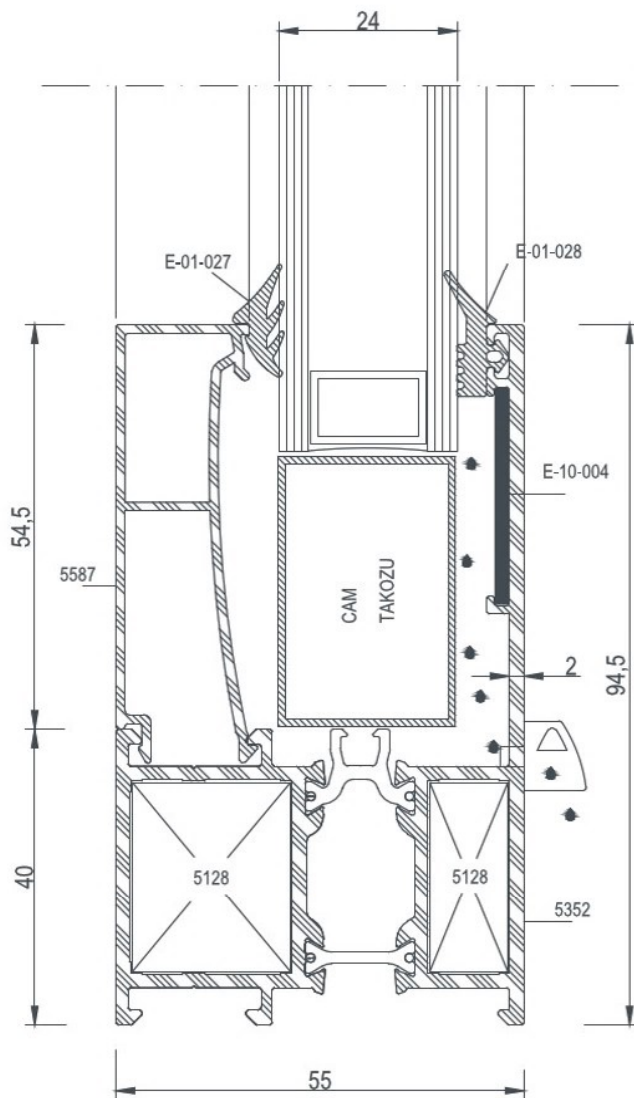
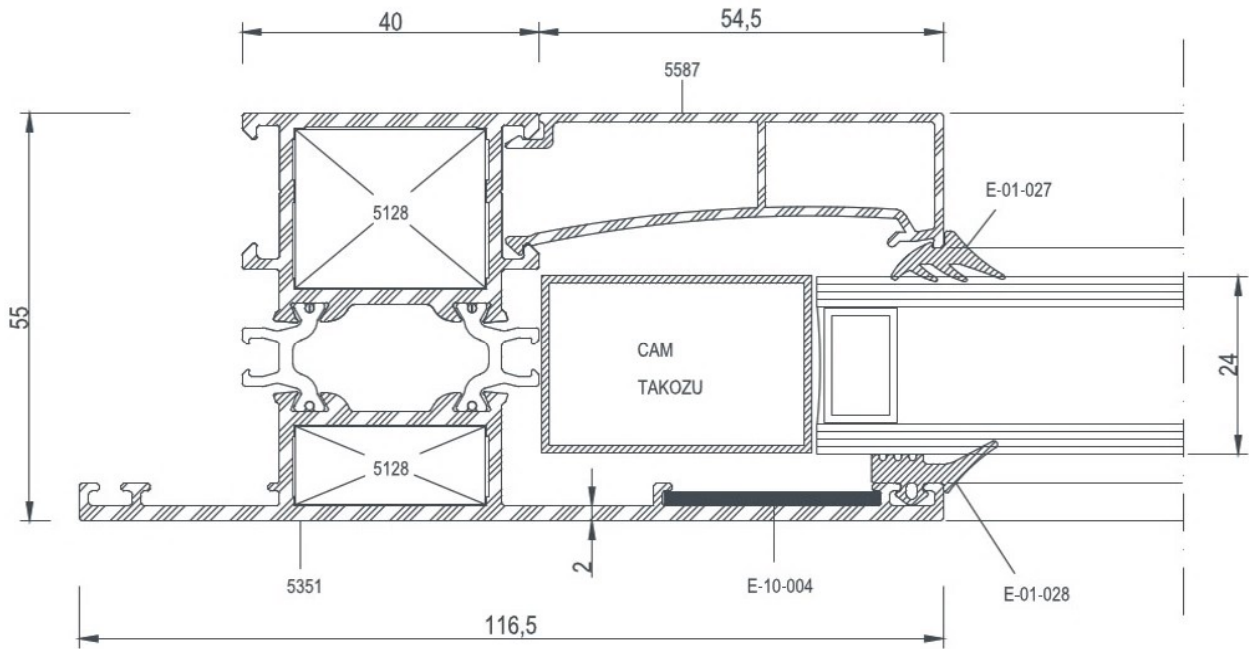


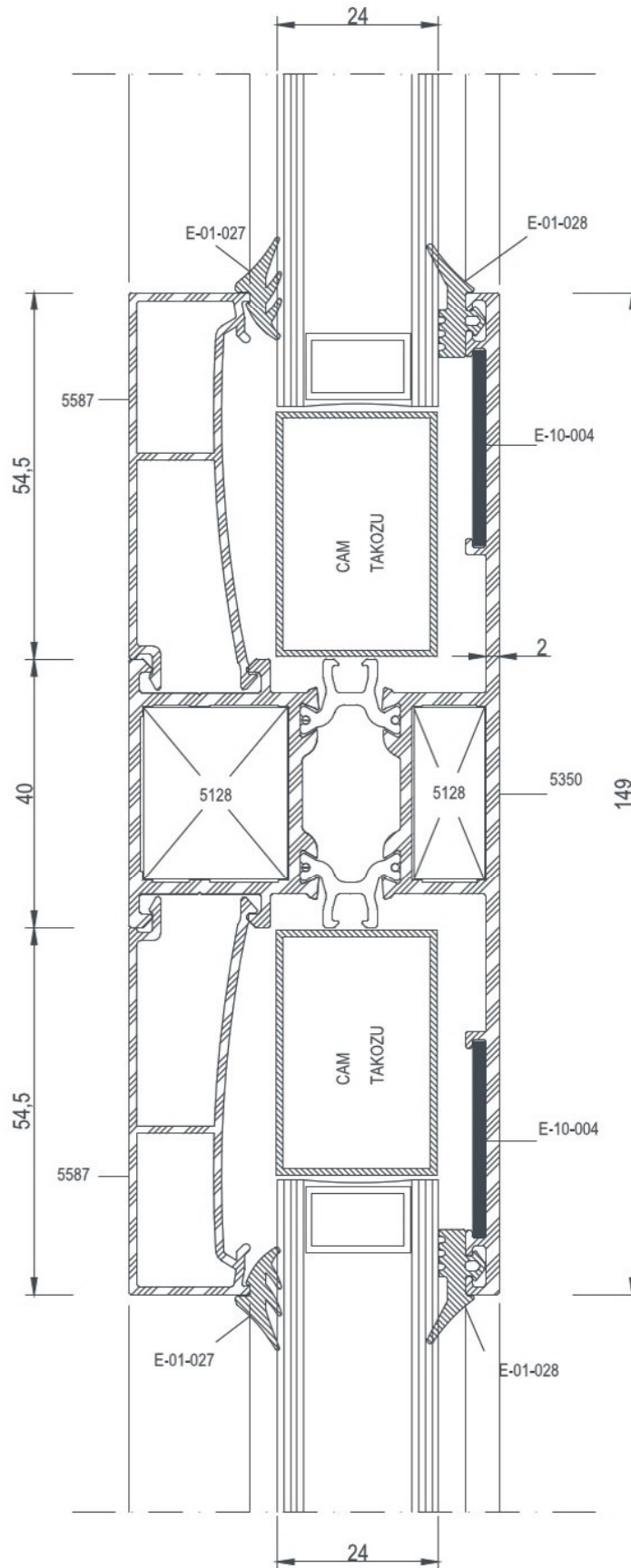
E 55

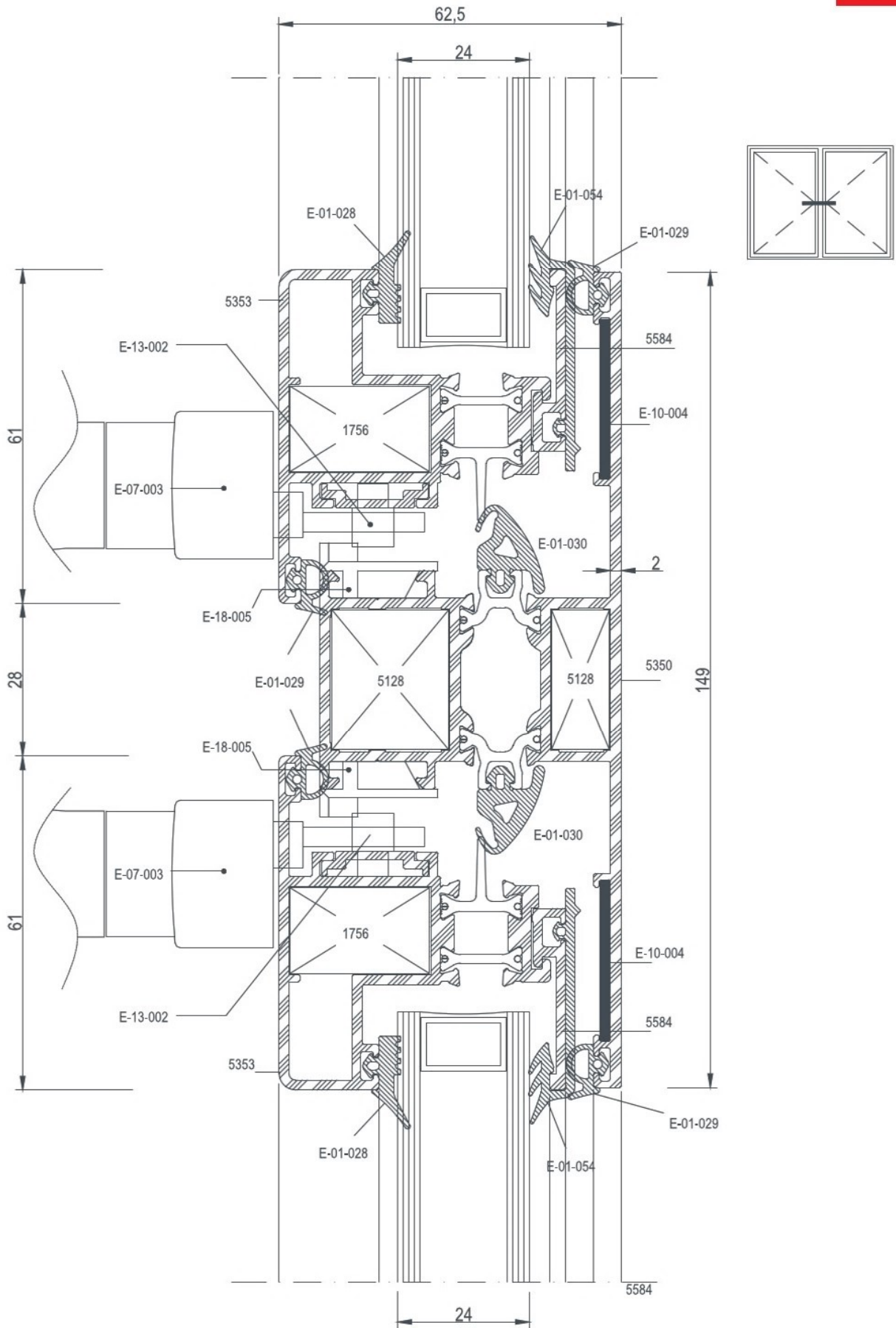
DETAYLAR

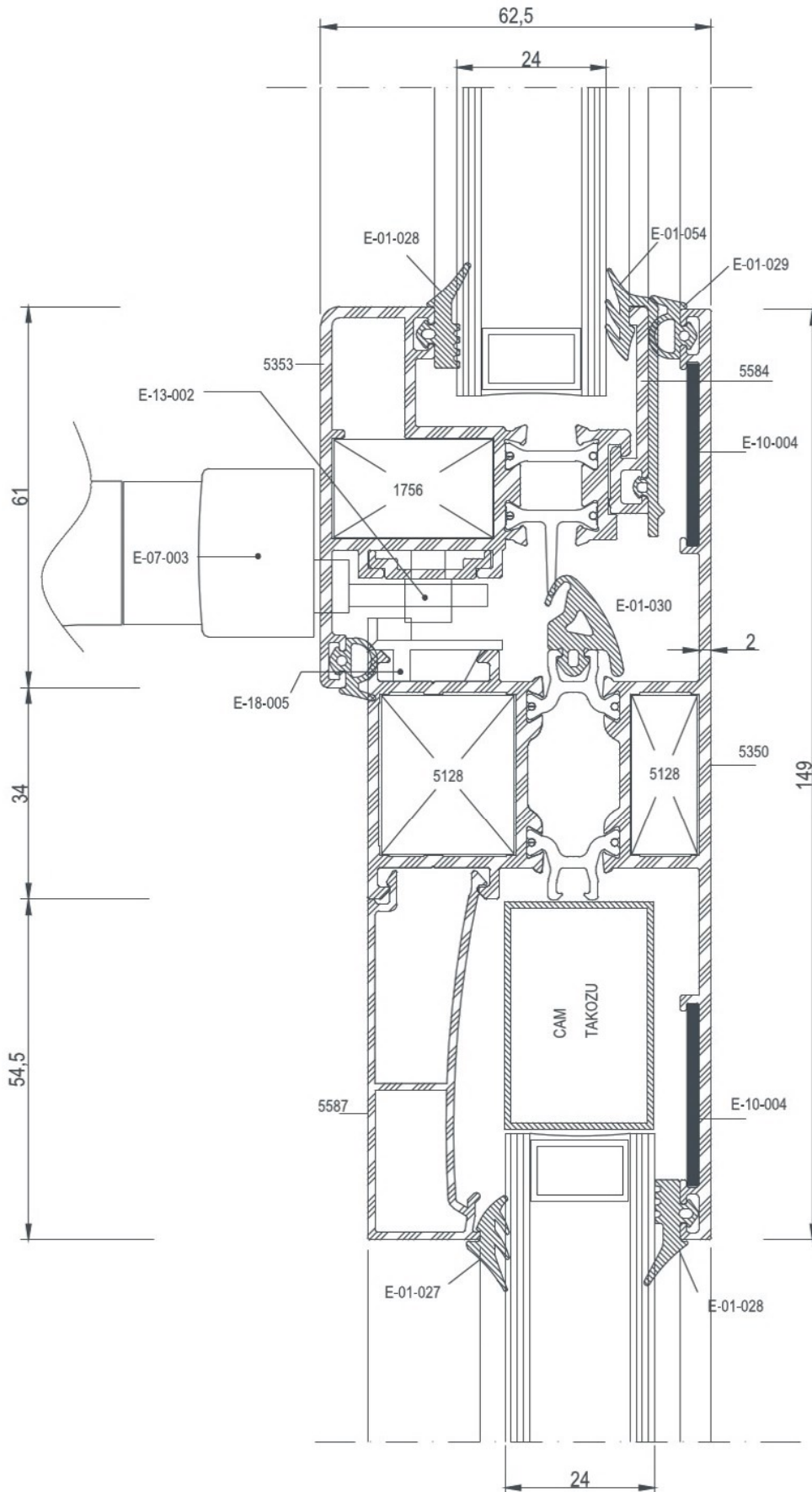
DETAILS

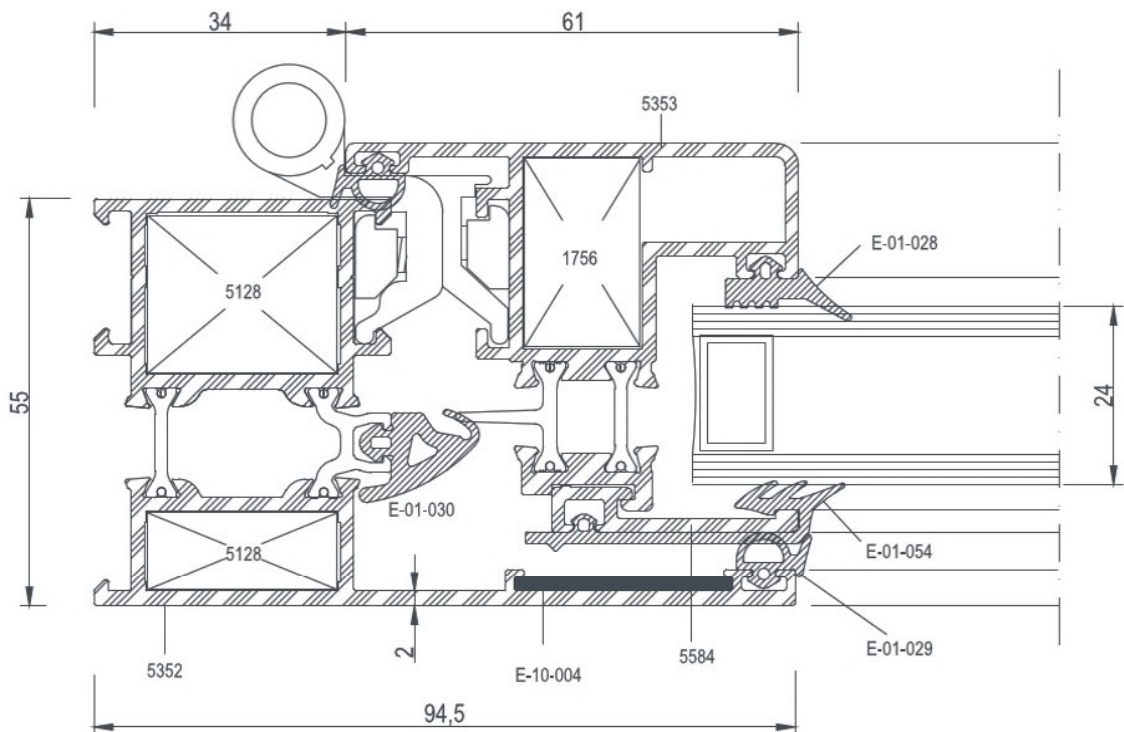
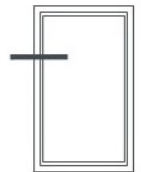
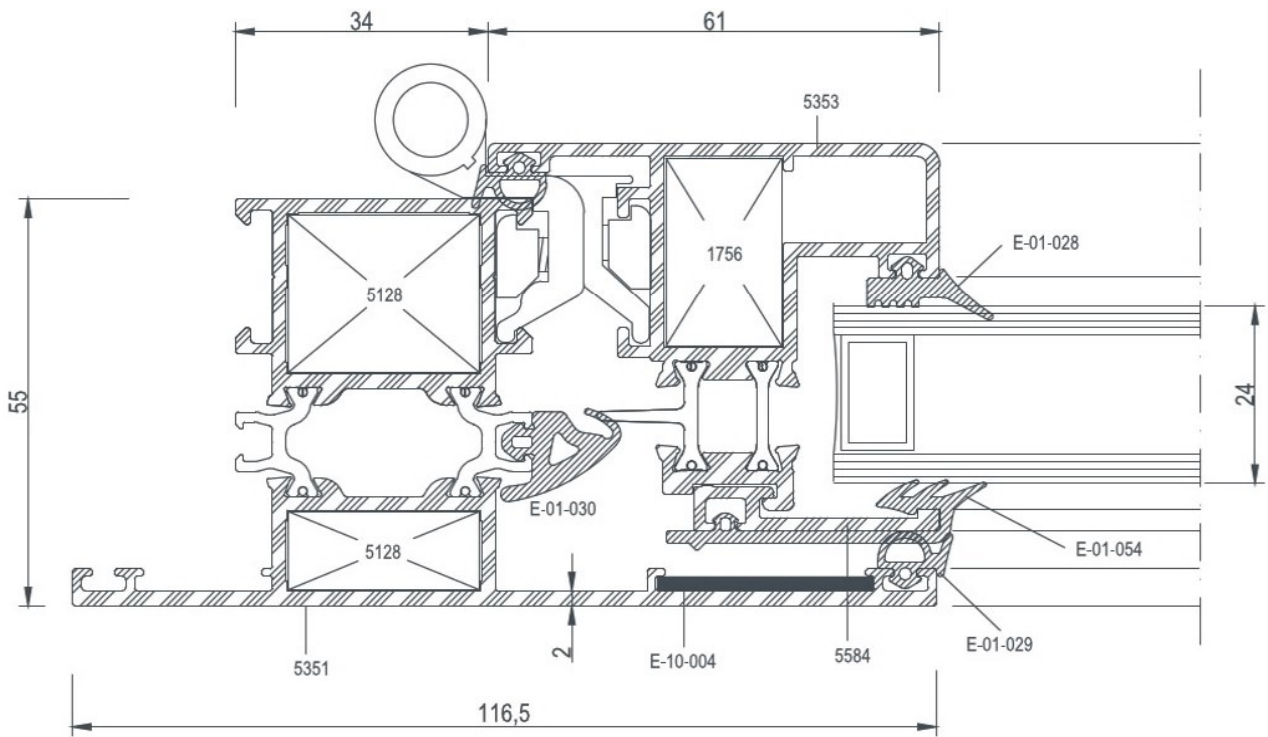
GİZLİ KANAT PROFİL DETAYLARI E 55
SECRET SASH PROFILE DETAILS E 55










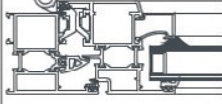
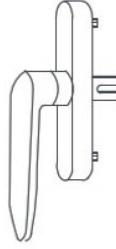
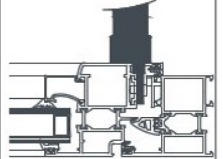

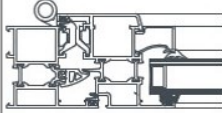
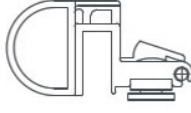
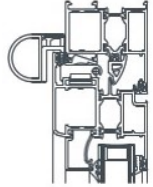

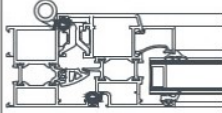
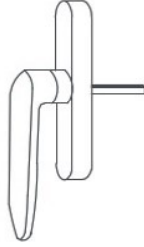
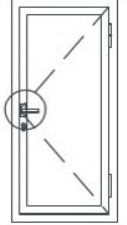

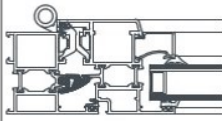
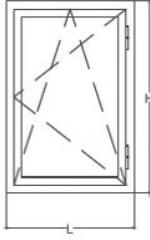
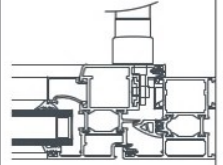

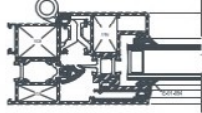

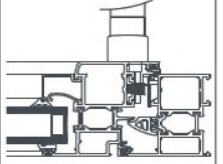


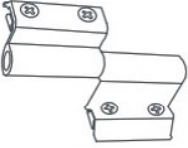
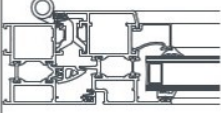

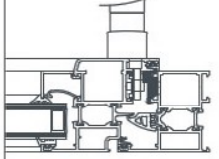
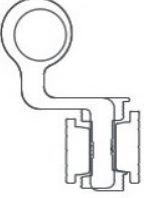
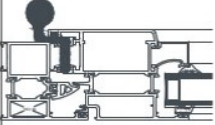
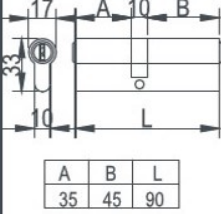
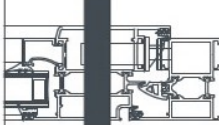
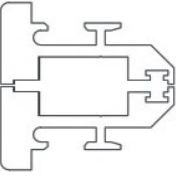

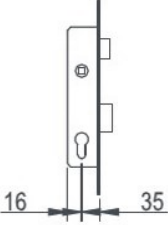
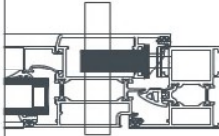
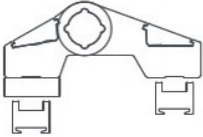
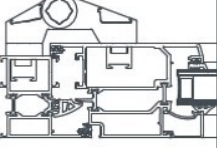

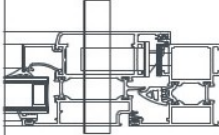

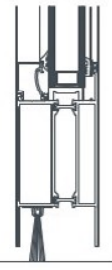




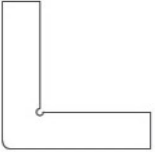
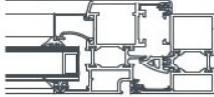
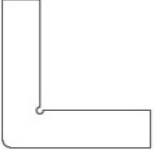

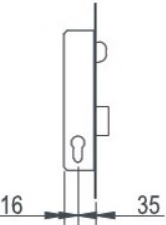
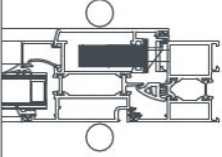

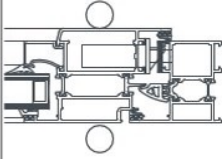
E 55


AKSESUARLAR

ACCESSORIES

	<p>E-01-027 iç cam fitili inside gasket 54 gr/mt</p>			<p>E-07-003 ispanyolet Kol Window handle</p>	
	<p>E-01-028 Dış cam fitili outside gasket 60 gr/mt</p>			<p>E-07-004 Vasistas Mandal Vasistas Spring</p>	
	<p>E-01-029 Dış Bini Fitili Acoustical Gasket 40 gr/mt</p>			<p>E-07-005 Kapı Kolu Door Handle</p>	
	<p>E-01-030 Tozluuk Fitili Central gasket 120 gr/mt</p>			<p>E-07-006 Çift Açılım Mekanizması Tilt and Turn Mechanism L: 570-1000 mm H: 400-1200 mm</p>	
	<p>E-01-054 Gizli Kanat Fitili Secret Sash gasket 165 gr/mt</p>			<p>E-13-002 Tij Pimi Lock Pin</p>	

	E-15-001 Pencere Mentese Window Hinge			E-18-005 Ayarlı Pim Karsılığı Lock Plate							
	E-15-004 Kapı Mentese Door Hinge		 <table border="1" data-bbox="850 969 991 1021"> <thead> <tr> <th>A</th> <th>B</th> <th>L</th> </tr> </thead> <tbody> <tr> <td>35</td> <td>45</td> <td>90</td> </tr> </tbody> </table>	A	B	L	35	45	90	E-18-006 Barel Cylinder	
A	B	L									
35	45	90									
	E-15-005 Pivot Mentese Pivot Hinge		 <table border="1" data-bbox="834 1328 1002 1361"> <tbody> <tr> <td>16</td> <td>35</td> </tr> </tbody> </table>	16	35	E-18-009 Dilli Kilit Mortise Lock					
16	35										
	E-15-006 Kapı Mentese Door Hinge			E-18-008 Dilli Kilit Karsılığı Forend							
	E-17-003 Kapı Altı Fırçası Brush 1 Mt			E-23-002 Vasistas Makas Vasistas Accessory							

	<p>E-10-001 Köşe Çavusu Corner joint</p>				
	<p>STP-274001 Köşe Çavusu Corner joint</p>				
	<p>E-18-009-1 Makaralı Kilit Roller Lock</p>				
	<p>E-18-008-1 Makaralı kilit Karsılığı Roller Lock Forend</p>				



E 64 - 1.5 - 1.8 - 2.00 T
YALITIMLI PENCERE VE KAPI SİSTEMLERİ

E 64 - 1.5 - 1.8 - 2.00 T
INSULATED WINDOWS & DOORS SYSTEMS



E 64



COD Code	PROFİL KESİTİ Profile View	PROFİL AÇIKLAMASI Profile Description	AGIRLIK (kg/m) Weight	Jxx cm ⁴	Jyy cm ⁴	Wxx cm ³	Wyy cm ³
5150		KASA PROFİLİ FRAME PROFILE	1,180	20,60	3,57	5,50	1,37
5100		KASA PROFİLİ FRAME PROFILE	1,241	22,18	3,70	5,92	1,40
5151		KASA PROFİLİ FRAME PROFILE	1,496	26,68	9,90	6,70	3,13
5101		KASA PROFİLİ FRAME PROFILE	1,581	29,04	10,36	7,32	3,27
5140		KASA PROFİLİ FRAME PROFILE	1,640	30,63	10,70	7,73	3,36
5147		KASA PROFİLİ FRAME PROFILE	1,769	44,16	13,93	9,16	4,12
5141		KASA PROFİLİ FRAME PROFILE	2,148	58,23	33,08	10,80	6,78
5152		KASA PROFİLİ FRAME PROFILE	1,876	36,48	24,97	7,14	5,73
5102		KASA PROFİLİ FRAME PROFILE	1,993	39,86	26,58	7,98	6,13
5153		KANAT PROFİLİ SASH PROFILE	1,414	33,06	3,84	7,11	1,84
5103		KANAT PROFİLİ SASH PROFILE	1,508	36,00	4,06	7,69	1,90



COD Code	PROFİL KESİTİ Profile View	PROFİL AÇIKLAMASI Profile Description	AGIRLIK (kg/m) Weight	Jxx cm4	Jyy cm4	Wxx cm3	Wyy cm3
5154		KANAT PROFİLİ SASH PROFILE	1,717	42,30	11,25	8,54	3,95
5104		KANAT PROFİLİ SASH PROFILE	1,846	46,44	12,31	9,43	4,41
5719		KANAT PROFİLİ SASH PROFILE	1,890	49,00	11,75	9,74	4,27
5155		PVC KANALLI PENCERE KANADI PVC CHANNEL SASH PROFILE	1,657	40,35	9,33	8,11	3,50
5156		PVC KANALLI PENCERE KANADI PVC CHANNEL SASH PROFILE	2,126	59,66	24,96	10,24	6,20
5137		PVC KANALLI PENCERE KANADI PVC CHANNEL SASH PROFILE	2,067	54,52	17,66	10,28	5,36
5722		PVC KANALLI PENCERE KANADI PVC CHANNEL SASH PROFILE	1,921	51,40	12,07	10,30	4,45
5138		PVC KANALLI PENCERE KANADI PVC CHANNEL SASH PROFILE	2,635	82,91	44,29	12,48	9,31
5157		İÇE AÇILIR KAPI KANAT PRF. INNER OPENING DOOR SASH PROFILE	2,395	77,03	40,22	11,45	8,21
5139		İÇE AÇILIR KAPI KANAT PRF. INNER OPENING DOOR SASH PROFILE	2,560	82,58	44,80	12,23	9,15
5720		İÇE AÇILIR KAPI KANAT PRF. INNER OPENING DOOR SASH PROFILE	2,639	87,50	45,06	13,13	9,38



COD Code	PROFİL KESİTİ Profile View	PROFİL AÇIKLAMASI Profile Description	AGIRLIK (kg/m) Weight	Jxx cm4	Jyy cm4	Wxx cm3	Wyy cm3
5158		DIŞA AÇILIR KAPI KANAT PRF. OUTWARD OPENING DOOR SASH PROFILE	2,188	46,80	44,31	10,50	8,35
5106		DIŞA AÇILIR KAPI KANAT PRF. OUTWARD OPENING DOOR SASH PROFILE	2,370	52,61	48,31	12,82	9,39
5159		ORTA KAYIT PROFİLİ MULLION PROFILE	1,355	23,17	7,63	6,03	2,21
5107		ORTA KAYIT PROFİLİ MULLION PROFILE	1,424	24,87	7,96	6,48	2,30
5160		ORTA KAYIT PROFİLİ MULLION PROFILE	1,668	28,86	16,63	7,65	3,93
5108		ORTA KAYIT PROFİLİ MULLION PROFILE	1,764	31,44	17,37	8,35	4,13
5721		ORTA KAYIT PROFİLİ MULLION PROFILE	1,833	33,21	17,95	8,81	4,27
5162		VİDALI ORTA KAYIT PROFİLİ SCREW MULLION PROFILE	1,747	30,86	16,90	8,50	4,01
5110		VİDALI ORTA KAYIT PROFİLİ SCREW MULLION PROFILE	1,837	33,34	17,71	9,16	4,21
5161		ORTA KAYIT PROFİLİ MULLION PROFILE	2,050	37,77	36,26	7,26	9,75
5109		ORTA KAYIT PROFİLİ MULLION PROFILE	2,176	39,96	39,90	10,78	7,67



COD Code	PROFİL KESİTİ Profile View	PROFİL AÇIKLAMASI Profile Description	AGIRLIK (kg/m) Weight	Jxx cm ⁴	Jyy cm ⁴	Wxx cm ³	Wyy cm ³
5163		TAKV.ORTA KAYIT PROFİLİ SUPPORTED MULLION PROFILE	2,268	89,26	26,66	15,14	6,34
5111		TAKV.ORTA KAYIT PROFİLİ SUPPORTED MULLION PROFILE	2,478	101,22	29,33	17,58	6,98
5164		TAKV.ORTA KAYIT PROFİLİ SUPPORTED MULLION PROFILE	2,520	135,53	24,50	16,54	5,83
5112		TAKV.ORTA KAYIT PROFİLİ SUPPORTED MULLION PROFILE	2,680	149,56	26,77	18,49	6,37
5165		ETEK PROFİLİ KICK PROFILE	2,372	78,17	45,02	11,48	10,44
5113		ETEK PROFİLİ KICK PROFILE	2,563	85,90	50,78	12,55	11,70
5718		ETEK PROFİLİ KICK PROFILE	2,698	91,23	54,67	13,24	12,52
5166		ÇİFT KANAT ADAPTÖR PROF. DOUBLE SASH ADAPTER PROFILE	1,395	22,88	7,60	5,48	2,28
5114		ÇİFT KANAT ADAPTÖR PROF. DOUBLE SASH ADAPTER PROFILE	1,410	24,98	9,22	6,29	2,91
5167		PİVOT ADAPTÖR PROFİLİ PIVOTING ADAPTER PROFILE	1,472	24,14	8,17	5,64	2,36
5115		PİVOT ADAPTÖR PROFİLİ PIVOTING ADAPTER PROFILE	1,519	27,47	10,27	6,94	3,34



COD Code	PROFİL KESİTİ Profile View	PROFİL AÇIKLAMASI Profile Description	AGIRLIK (kg/m) Weight	Jxx cm4	Jyy cm4	Wxx cm3	Wyy cm3
5133		DIŞA AÇILIR KAPI ADAPTÖRÜ OUTWARD OPENING DOOR ADAPTER	1,167	18,55	5,40	5,18	1,87
5116		KÖŞE DÖNÜŞ PROFİLİ CORNER PROFILE	2,045	45,84	40,77	8,61	7,78
5117		TİJ PROFİLİ SASH PROFILE	0,105	----	----	----	----
5134		KÖŞE DÖNÜŞ PROFİLİ CORNER PROFILE	1,349	17,31	15,15	5,41	4,91
5337		ADAPTÖR PROFİLİ ADAPTER PROFILE	0,151	----	----	----	----
5136		ADAPTÖR PROFİLİ ADAPTER PROFILE	0,291	2,36	0,11	0,84	0,14
5135		ADAPTÖR PROFİLİ ADAPTER PROFILE	0,414	7,83	0,43	2,03	0,31
5572		TİJ PROFİLİ SASH PROFILE	0,100	----	----	----	----
5118		CAM ÇİTASI PROFİLİ GLAZING BEAD	0,249	----	----	----	----
5119		CAM ÇİTASI PROFİLİ GLAZING BEAD	0,251	----	----	----	----
5120		CAM ÇİTASI PROFİLİ GLAZING BEAD	0,255	----	----	----	----



COD Code	PROFİL KESİTİ Profile View	PROFİL AÇIKLAMASI Profile Description	AGIRLIK (kg/m) Weight	Jxx cm4	Jyy cm4	Wxx cm3	Wyy cm3
5121		CAM ÇİTASI PROFİLİ GLAZING BEAD	0,260	----	----	----	----
5122		CAM ÇİTASI PROFİLİ GLAZING BEAD	0,267	----	----	----	----
5123		CAM ÇİTASI PROFİLİ GLAZING BEAD	0,274	----	----	----	----
5124		CAM ÇİTASI PROFİLİ GLAZING BEAD	0,281	----	----	----	----
5125		CAM ÇİTASI PROFİLİ GLAZING BEAD	0,292	----	----	----	----
5526		CAM ÇİTASI PROFİLİ GLAZING BEAD	0,308	----	----	----	----
5535		CAM ÇİTASI PROFİLİ GLAZING BEAD	0,305	----	----	----	----
5536		CAM ÇİTASI PROFİLİ GLAZING BEAD	0,312	----	----	----	----
5537		CAM ÇİTASI PROFİLİ GLAZING BEAD	0,318	----	----	----	----
5538		CAM ÇİTASI PROFİLİ GLAZING BEAD	0,325	----	----	----	----
5539		CAM ÇİTASI PROFİLİ GLAZING BEAD	0,331	----	----	----	----



COD Code	PROFİL KESİTİ Profile View	PROFİL AÇIKLAMASI Profile Description	AGIRLIK (kg/m) Weight	Jxx cm4	Jyy cm4	Wxx cm3	Wyy cm3
5170		ORTA KAYIT PROFİLİ MULLION PROFILE	2,175	72,89	39,20	9,78	9,09
5171		ORTA KAYIT PROFİLİ MULLION PROFILE	1990	49,54	29,62	7,20	6,32
5172		KASA PROFİLİ FRAME PROFILE	1,796	47,90	19,04	7,58	4,86
5173		KANAT PROFİLİ SASH PROFILE	1,450	29,22	5,65	7,08	2,33
5587		CAM ÇITASI PROFİLİ GLAZING BEAD	0,510	6,36	0,82	1,97	0,75
5588		CAM ÇITASI PROFİLİ GLAZING BEAD	0,521	6,63	1,05	2,00	0,90
5589		CAM ÇITASI PROFİLİ GLAZING BEAD	0,548	7,30	1,18	2,11	0,73
5590		CAM ÇITASI PROFİLİ GLAZING BEAD	0,542	7,13	1,08	2,08	0,73
5591		CAM ÇITASI PROFİLİ GLAZING BEAD	0,534	6,97	1,00	2,06	0,74
1756		KÖŞE TAKOZ PROFİLİ CORNER JOINT	2,474	----	----	----	----
1885		KÖŞE TAKOZ PROFİLİ CORNER JOINT	4,471	----	----	----	----



COD Code	PROFİL KESİTİ Profile View	PROFİL AÇIKLAMASI Profile Description	AGIRLIK (kg/m) Weight	Jxx cm4	Jyy cm4	Wxx cm3	Wyy cm3
4550		KÖŞE TAKOZ PROFİLİ CORNER JOINT	3,581	----	----	----	----
5127		KÖŞE TAKOZ PROFİLİ CORNER JOINT	3,484	----	----	----	----
5128		KÖŞE TAKOZ PROFİLİ CORNER JOINT	3,652	----	----	----	----
5129		KÖŞE TAKOZ PROFİLİ CORNER JOINT	4,618	----	----	----	----
4542		KÖŞE TAKOZ PROFİLİ CORNER JOINT	5,381	----	----	----	----
5570		" U " BAĞ. PROFİLİ " U " LINKING PROFILE	0,393	----	----	----	----
5569		" U " BAĞ. PROFİLİ " U " LINKING PROFILE	0,555	----	----	----	----
5571		" U " BAĞ. PROFİLİ " U " LINKING PROFILE	0,772	----	----	----	----



E 64

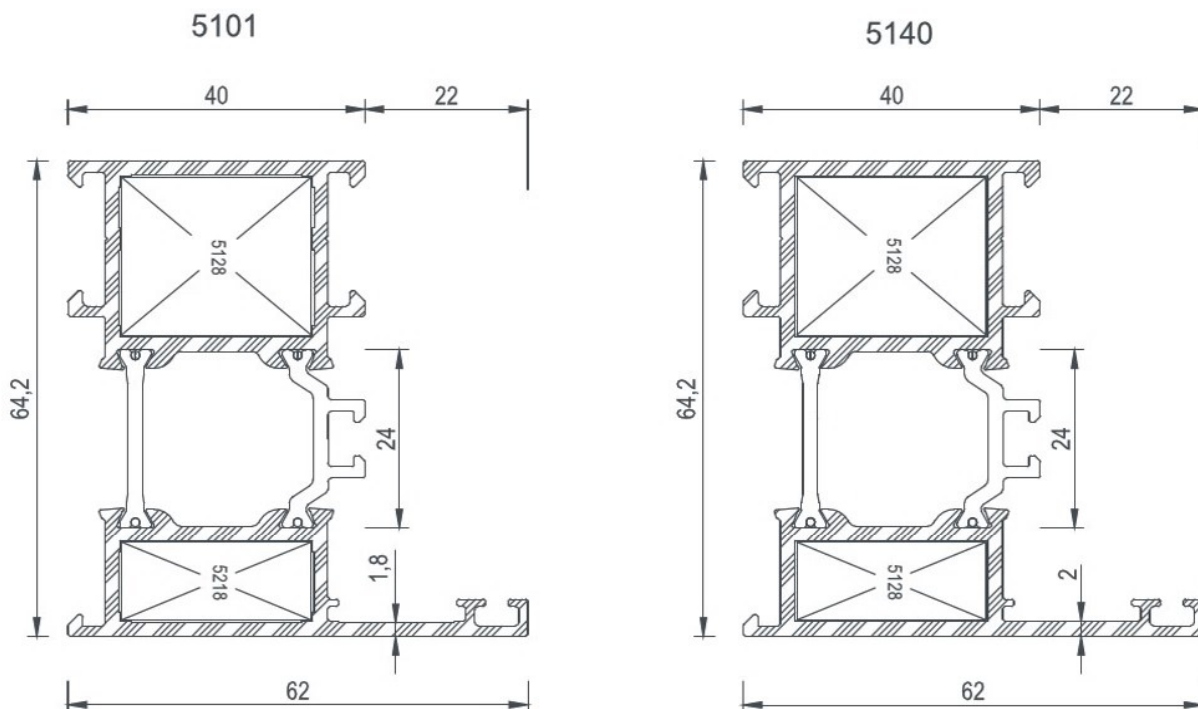
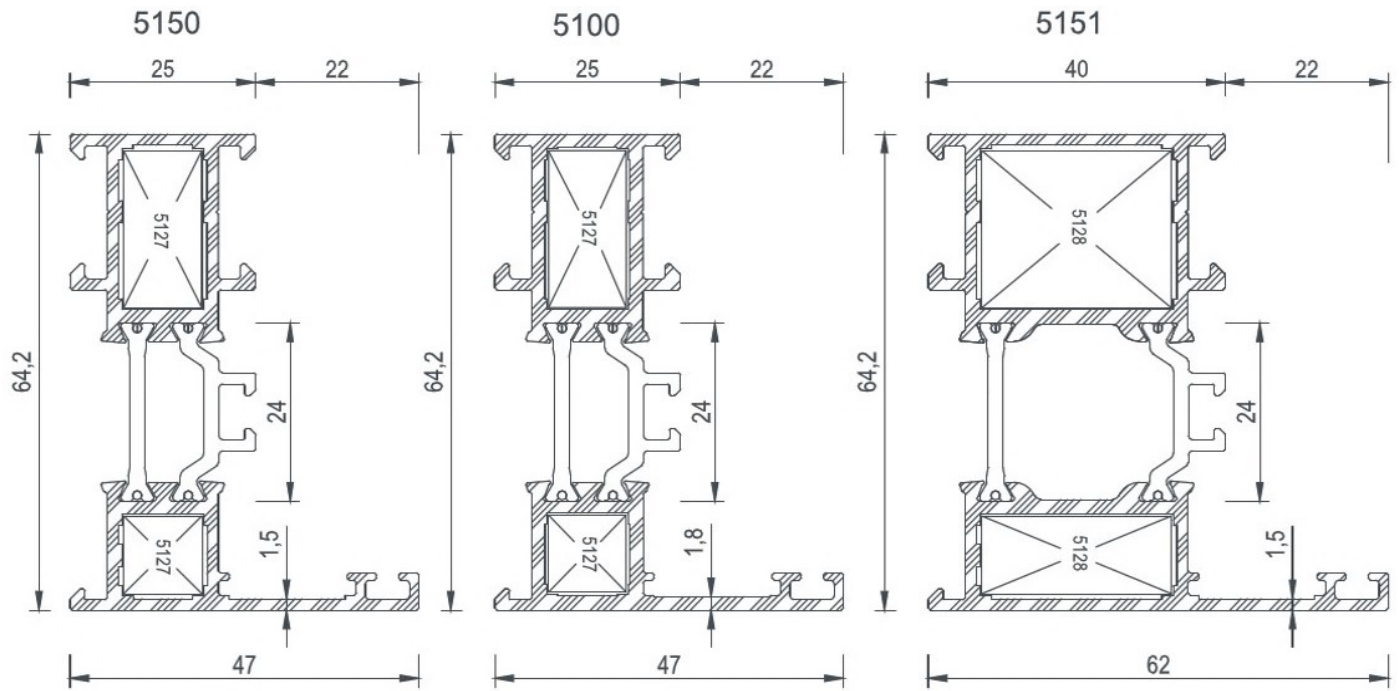
PROFİLLER

PROFILES

E 64 - 1.5 - 1.8 - 2.0 T YALITIMLI SERİ
E 64 - 1.5 - 1.8 - 2.0 T INSULATION SERIES



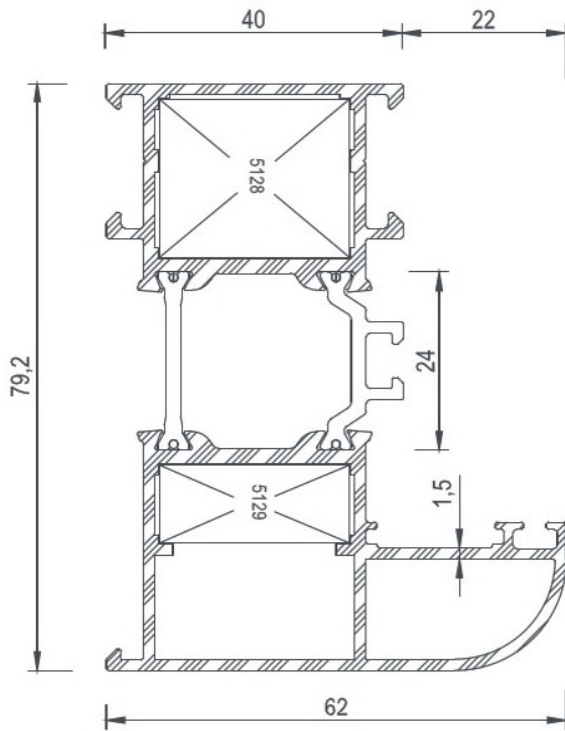
COD Code	AGIRLIK (kg/m) Weight	Jxx cm ⁴	Jyy cm ⁴	Wxx cm ³	Wyy cm ³	L m
5150	1,180	20,60	3,57	5,50	1,37	6
5100	1,241	22,18	3,70	5,92	1,40	6
5151	1,496	26,68	9,90	6,70	3,13	6
5101	1,581	29,04	10,36	7,32	3,27	6
5140	1,640	30,63	10,70	7,73	3,36	6



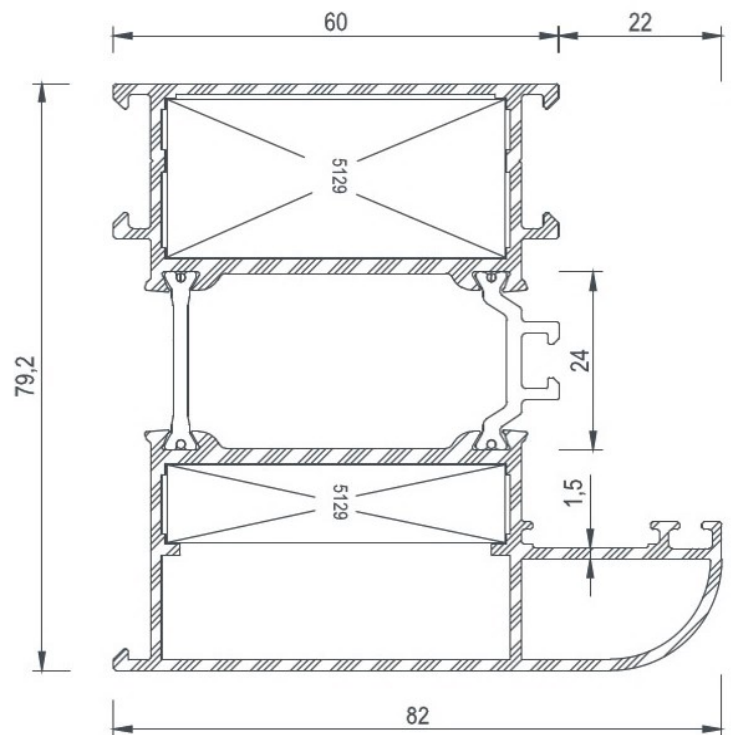


COD Code	AGIRLIK (kg/m) Weight	Jxx cm ⁴	Jyy cm ⁴	Wxx cm ³	Wyy cm ³	L m
5147	1,769	44,16	13,93	9,16	4,12	6
5141	2,148	58,23	33,08	10,80	6,78	6
5152	1,876	36,48	24,97	7,14	5,73	6
5102	1,993	39,86	26,58	7,98	6,13	6

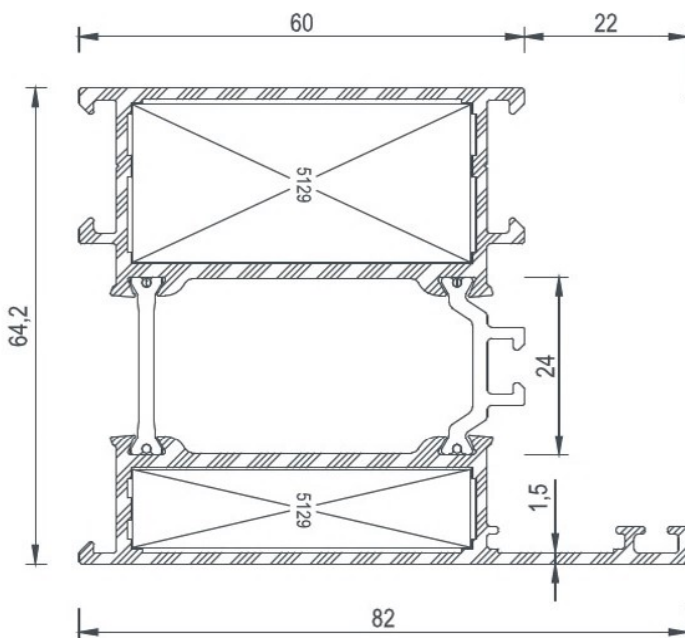
5147



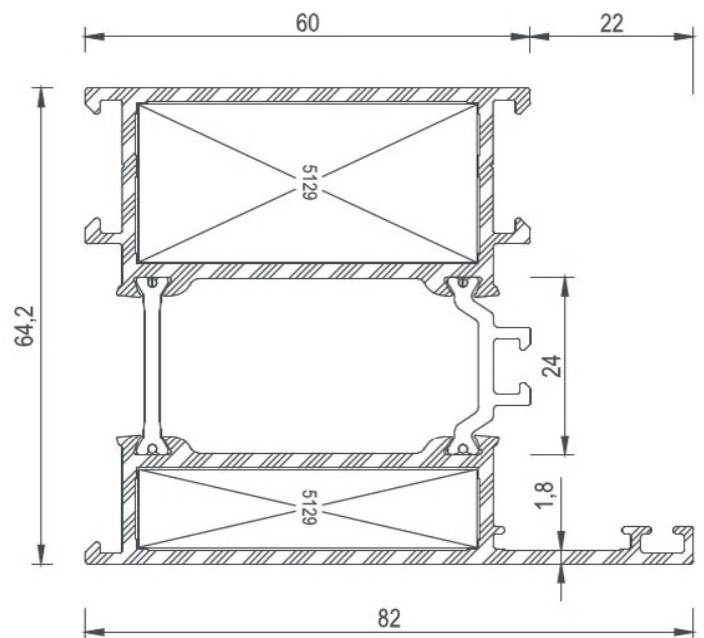
5141



5152



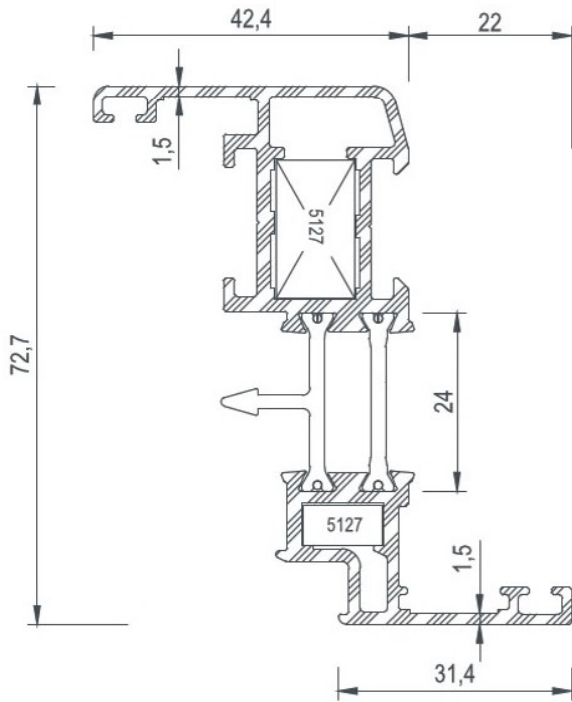
5102



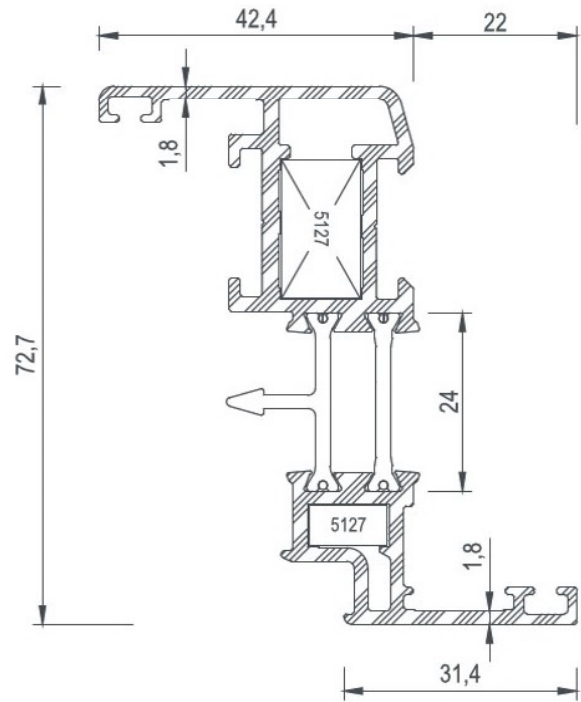


COD Code	AGIRLIK (kg/m) Weight	Jxx cm ⁴	Jyy cm ⁴	Wxx cm ³	Wyy cm ³	L m
5153	1,414	33,06	3,84	7,11	1,84	6
5103	1,508	36,00	4,06	7,69	1,90	6
5154	1,717	42,30	11,25	8,54	3,95	6
5104	1,846	46,44	12,31	9,43	4,41	6

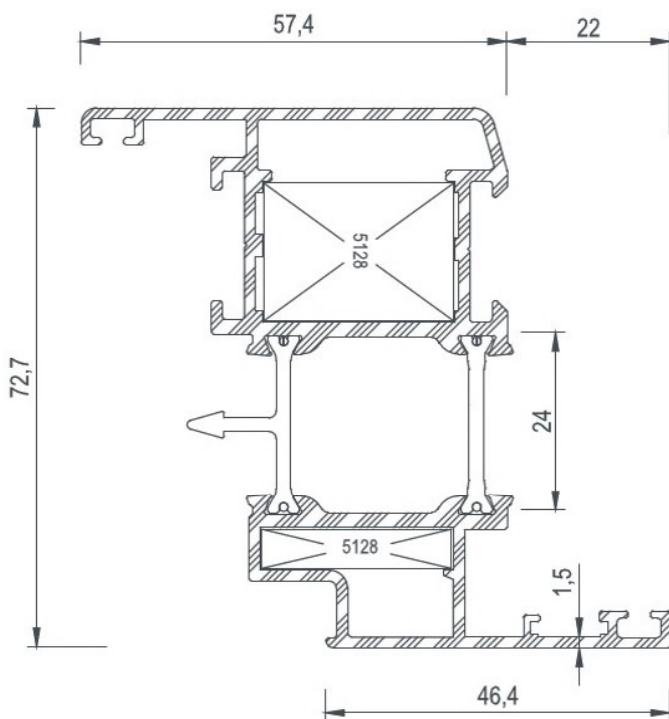
5153



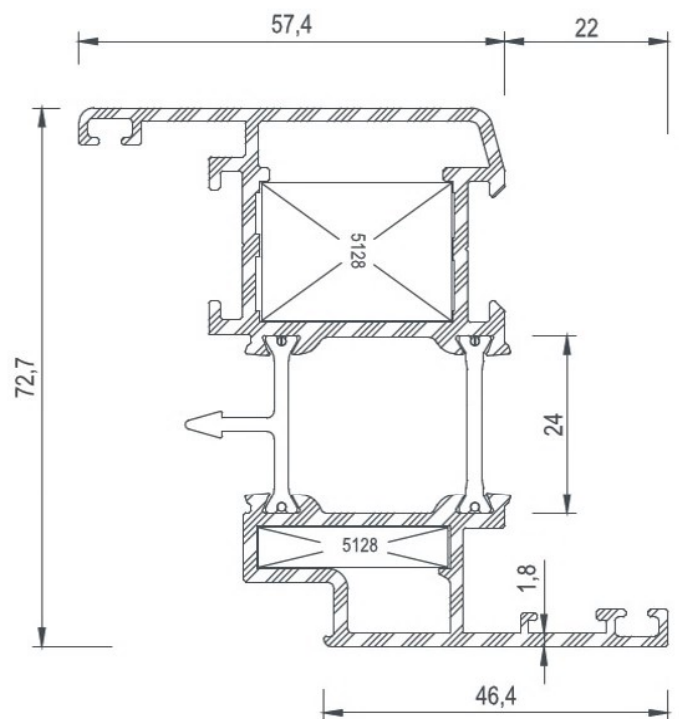
5103



5154

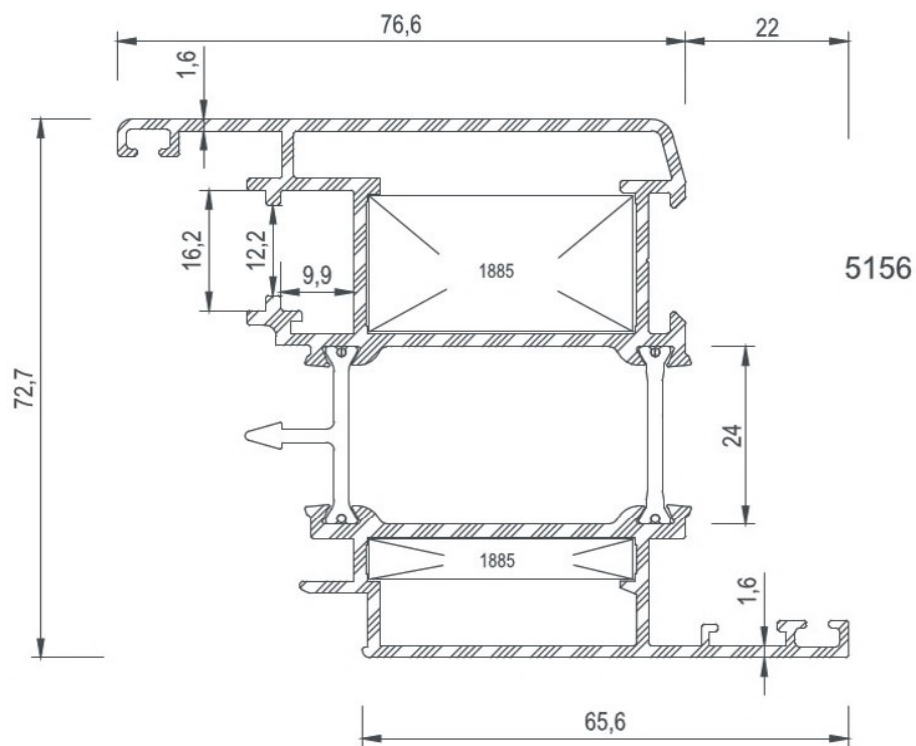
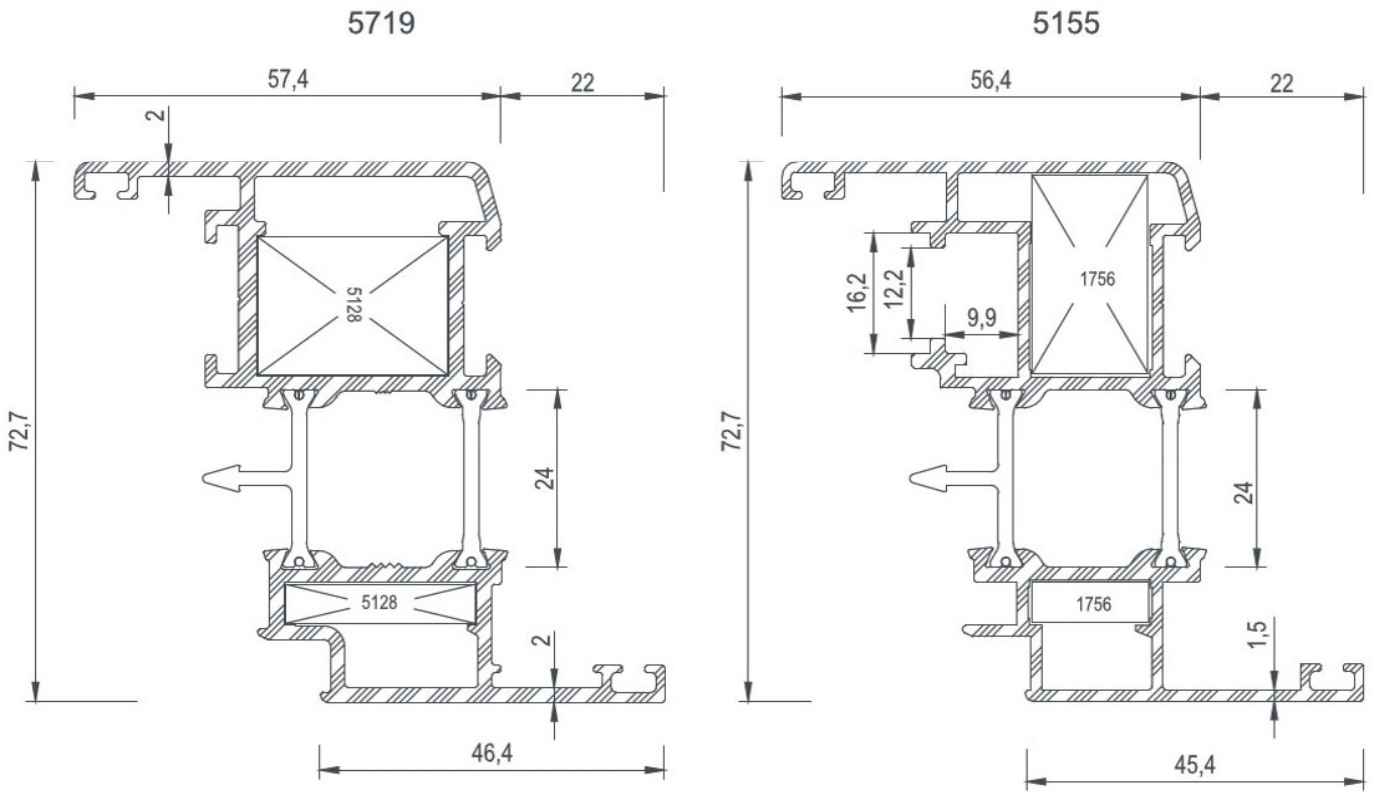


5104





COD Code	AGIRLIK (kg/m) Weight	Jxx cm ⁴	Jyy cm ⁴	Wxx cm ³	Wyy cm ³	L m
5719	1,890	49,00	11,75	9,74	4,27	6
5155	1,657	40,35	9,33	8,11	3,50	6
5156	2,126	59,66	24,96	10,24	6,20	6

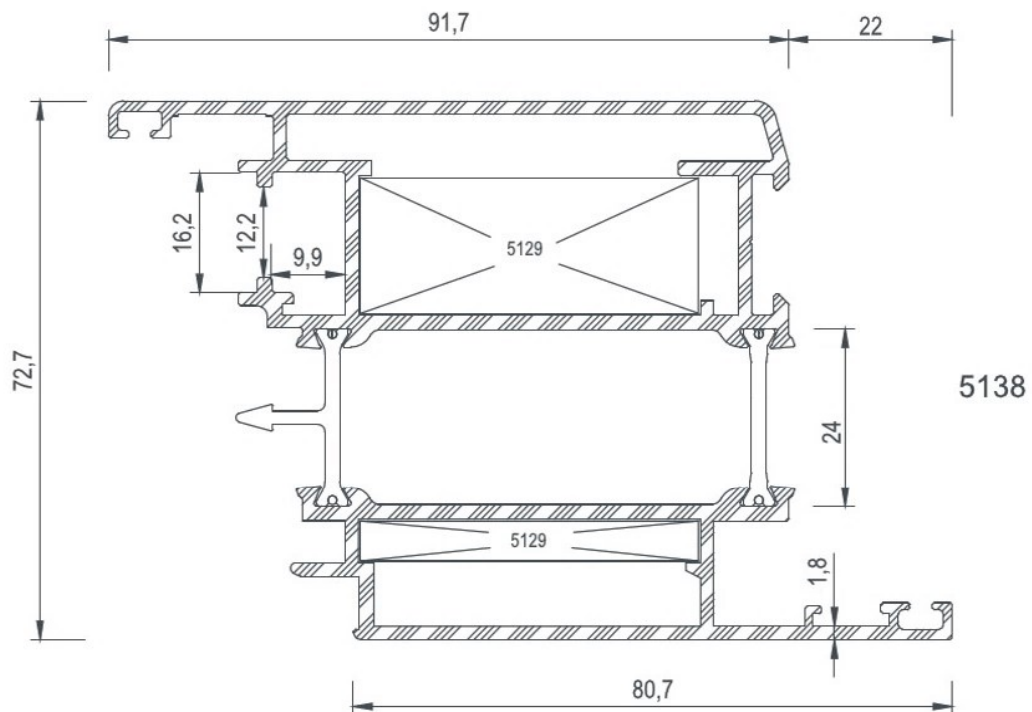
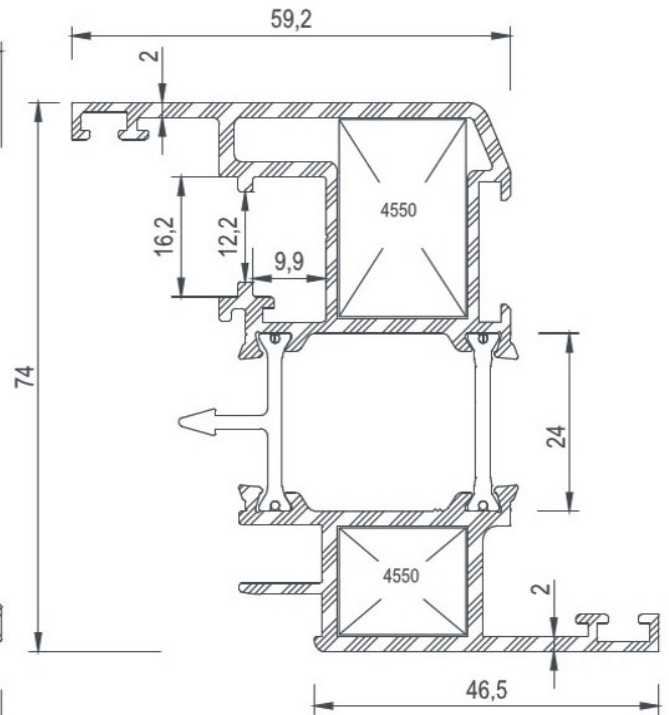
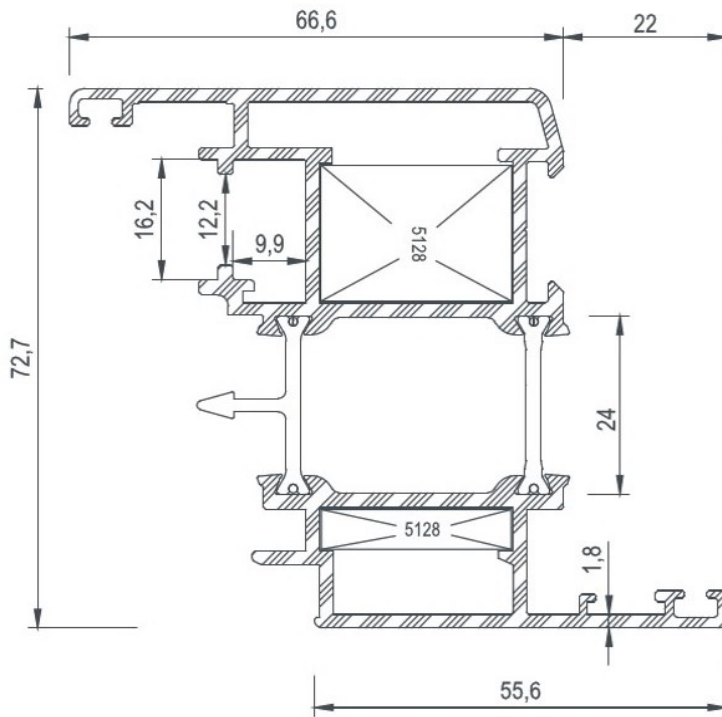




COD Code	AGIRLIK (kg/m) Weight	Jxx cm ⁴	Jyy cm ⁴	Wxx cm ³	Wyy cm ³	L m
5137	2,067	54,52	17,66	10,28	5,36	6
5722	1,921	51,40	12,07	10,30	4,45	6
5138	2,635	82,91	44,29	12,48	9,31	6

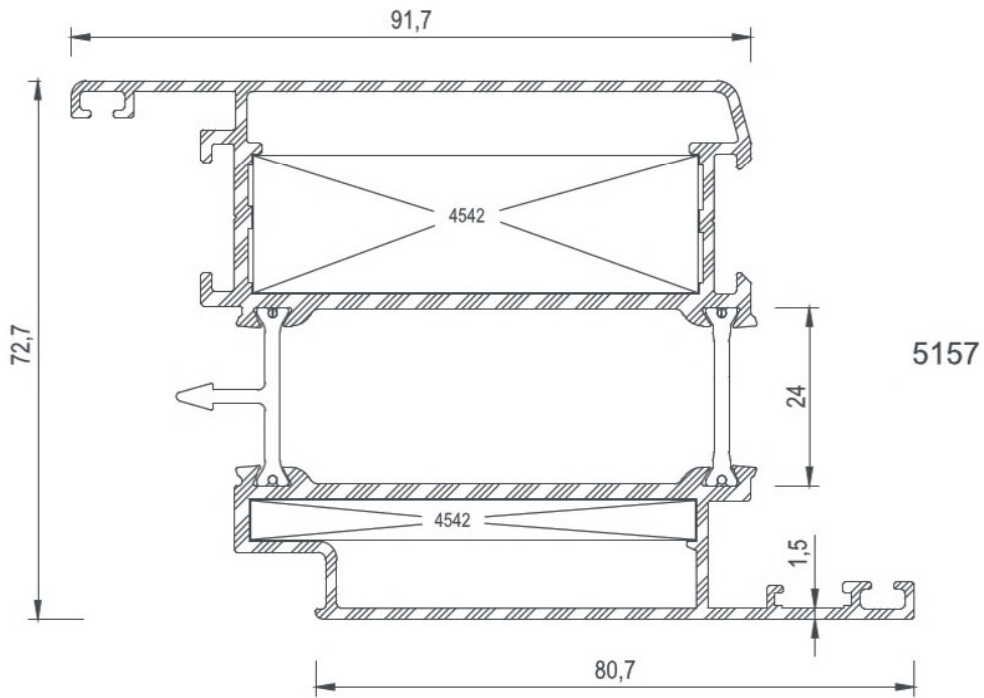
5137

5722



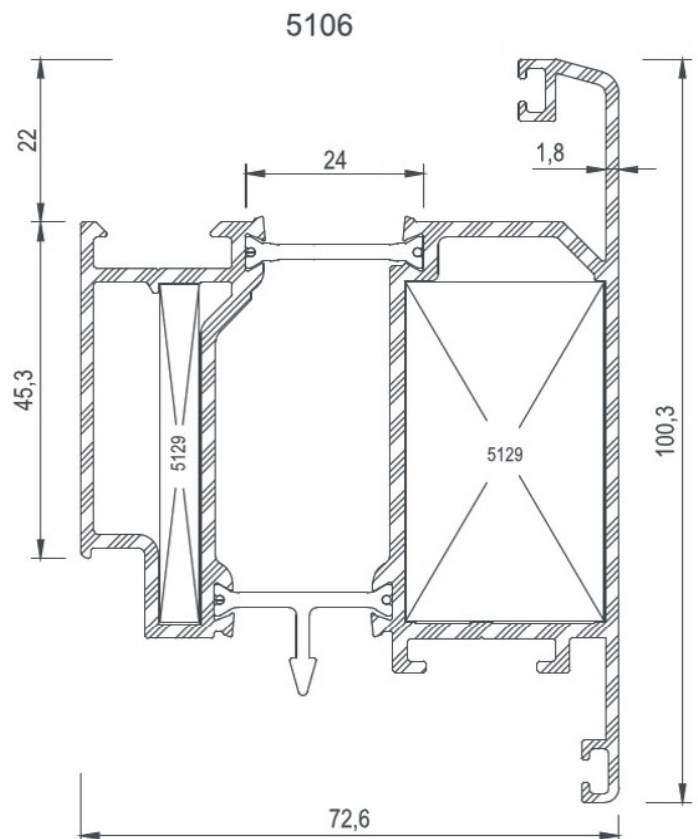
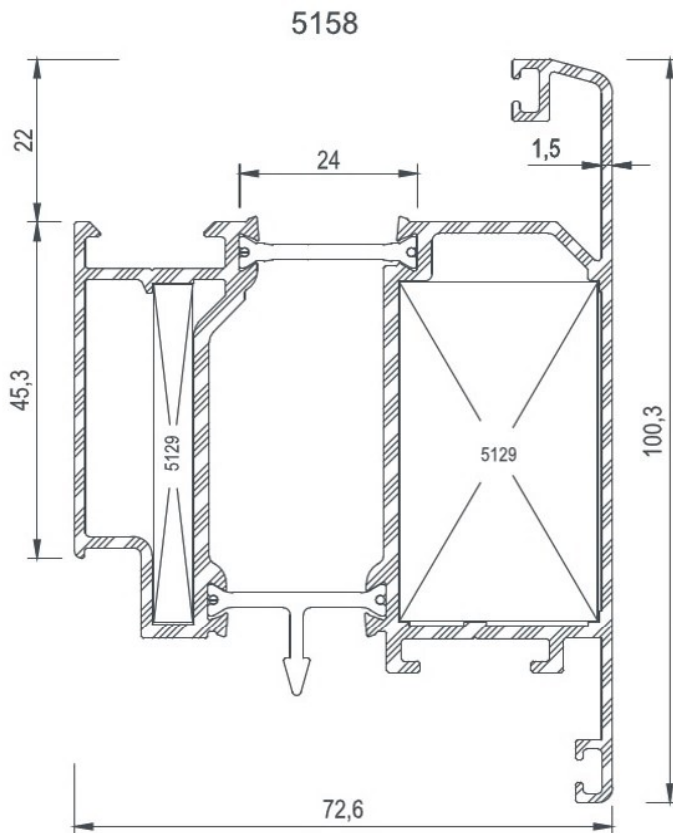
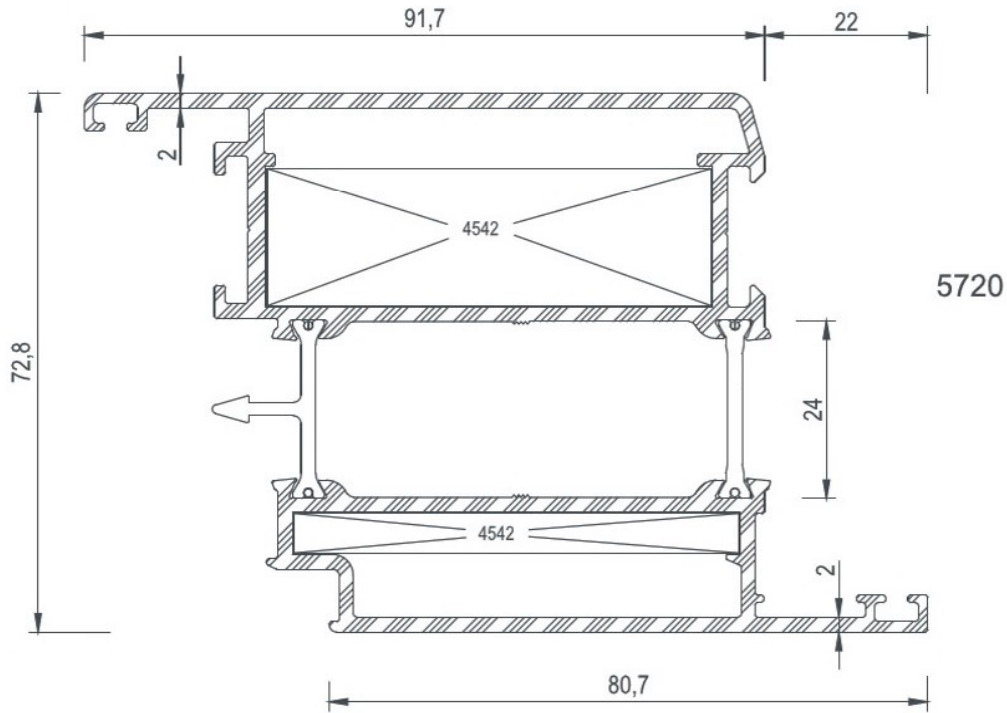
5138

COD Code	AGIRLIK (kg/m) Weight	Jxx cm ⁴	Jyy cm ⁴	Wxx cm ³	Wyy cm ³	L m
5157	2,395	77,03	40,22	11,45	8,21	6
5139	2,560	82,58	44,80	12,23	9,15	6

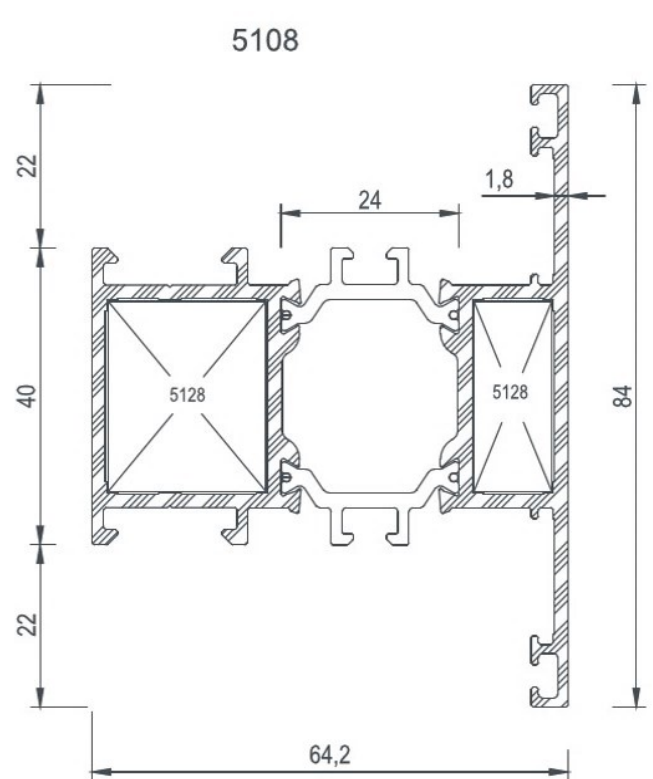
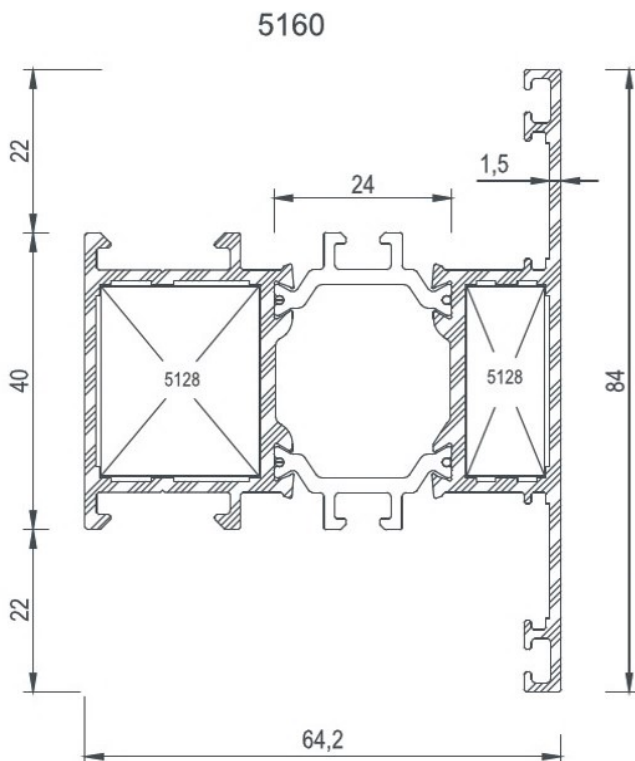
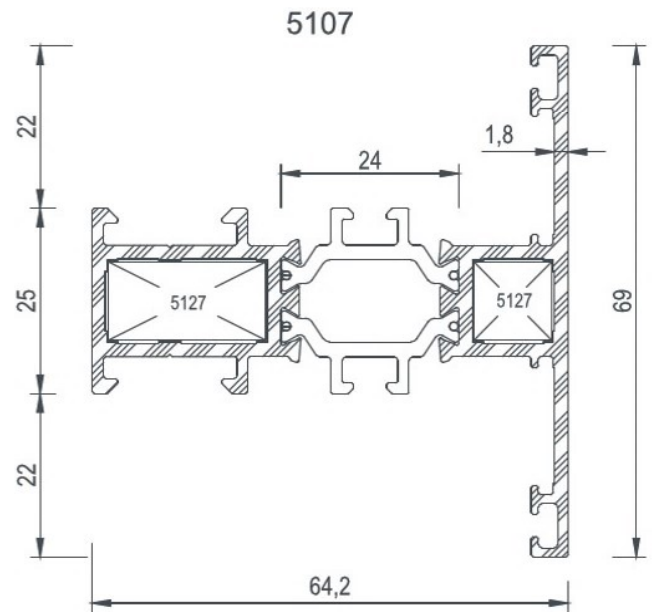
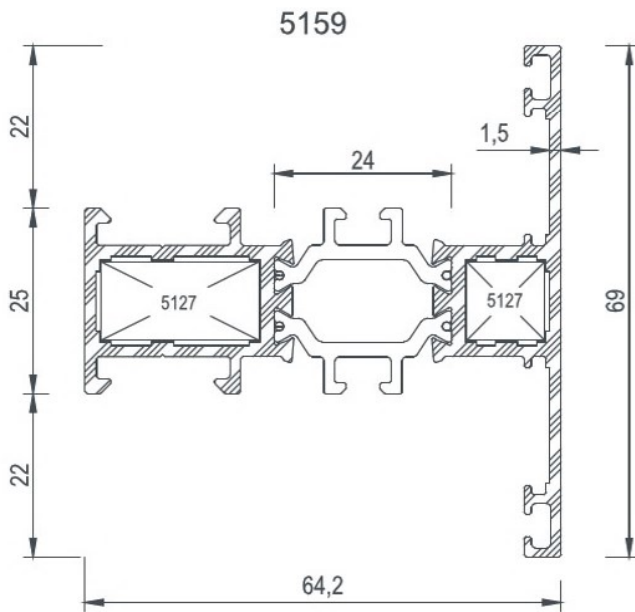




COD Code	AGIRLIK (kg/m) Weight	Jxx cm ⁴	Jyy cm ⁴	Wxx cm ³	Wyy cm ³	L m
5720	2,639	87,50	45,06	13,13	9,38	6
5158	2,188	46,8	44,31	10,50	8,35	6
5106	2,370	52,61	48,31	12,82	9,39	6

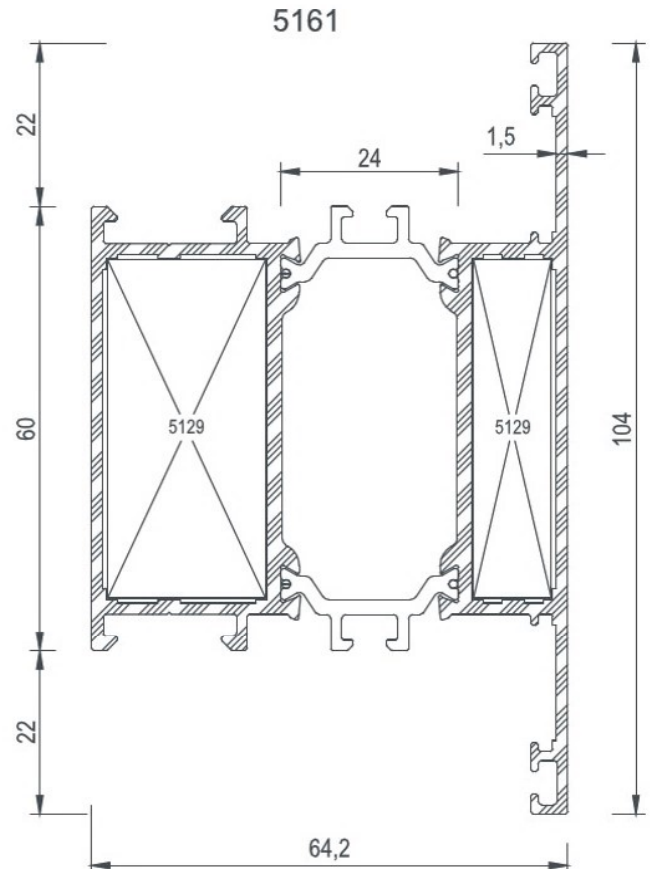
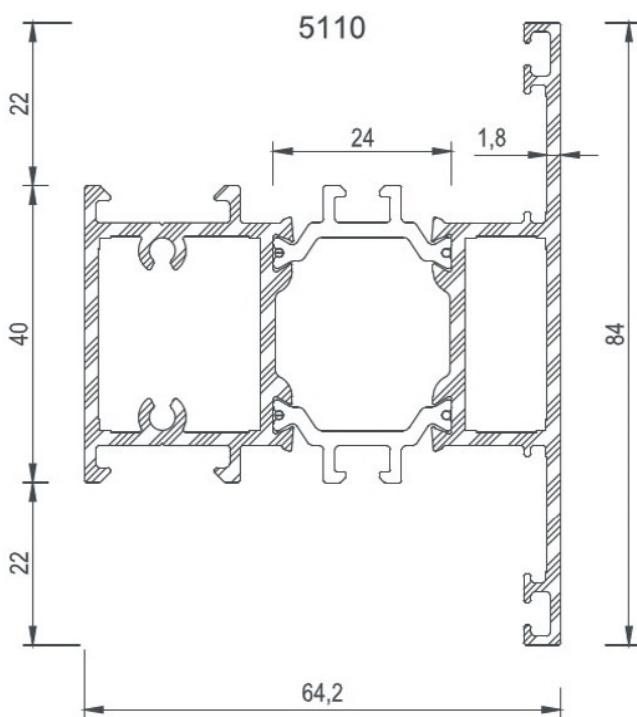
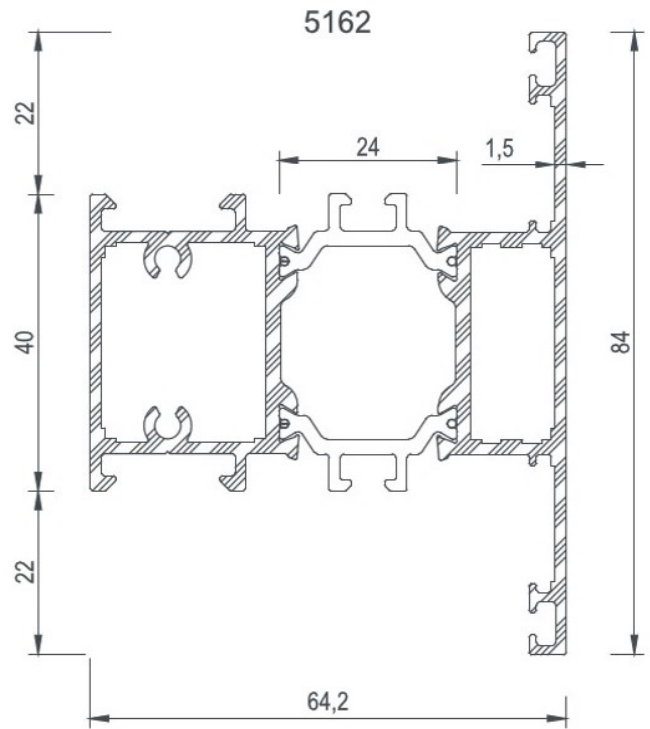
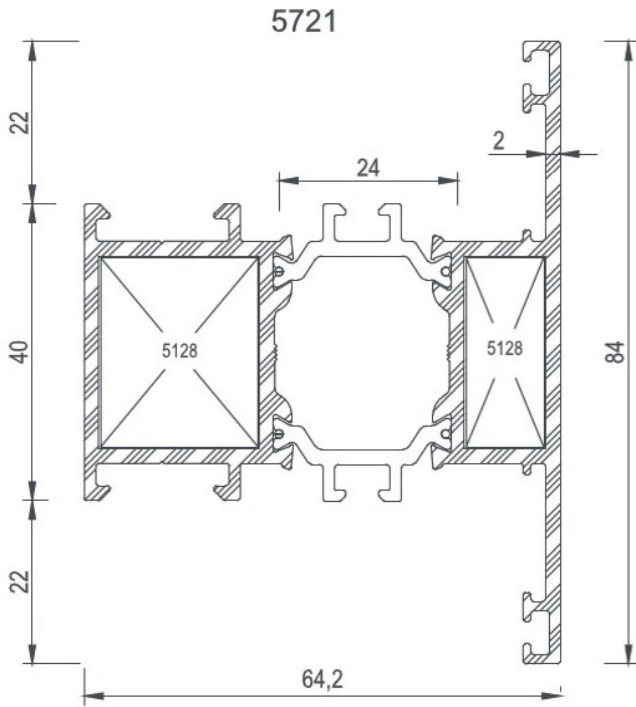


COD Code	AGIRLIK (kg/m) Weight	Jxx cm ⁴	Jyy cm ⁴	Wxx cm ³	Wyy cm ³	L m
5159	1,355	23,17	7,63	6,03	2,21	6
5107	1,424	24,87	7,96	6,48	2,30	6
5160	1,668	28,86	16,53	7,65	3,93	6
5108	1,764	31,44	17,37	8,35	4,13	6



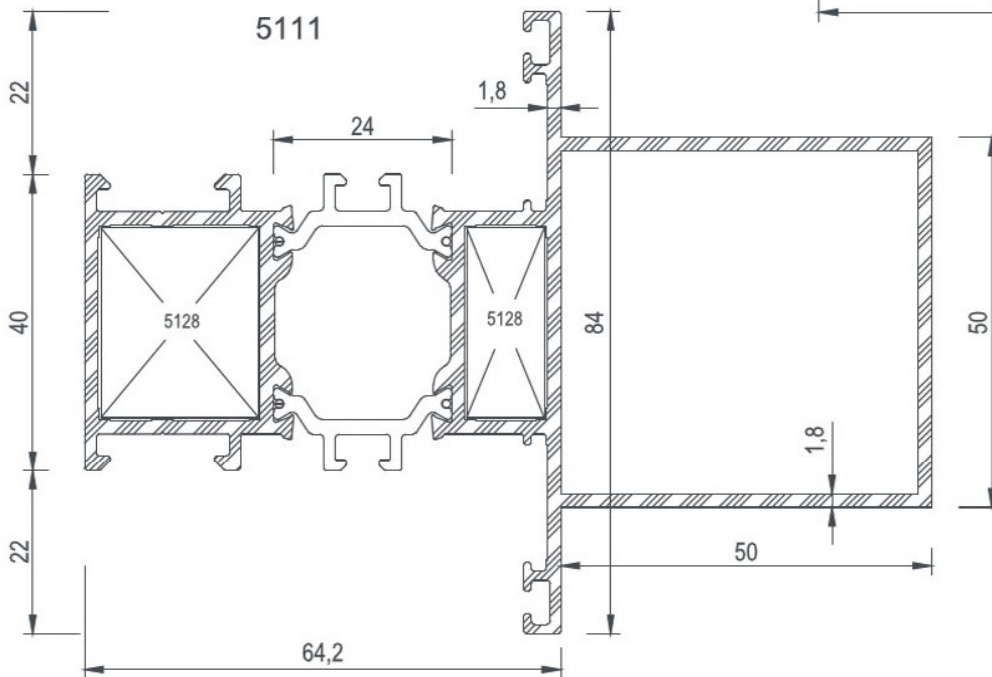
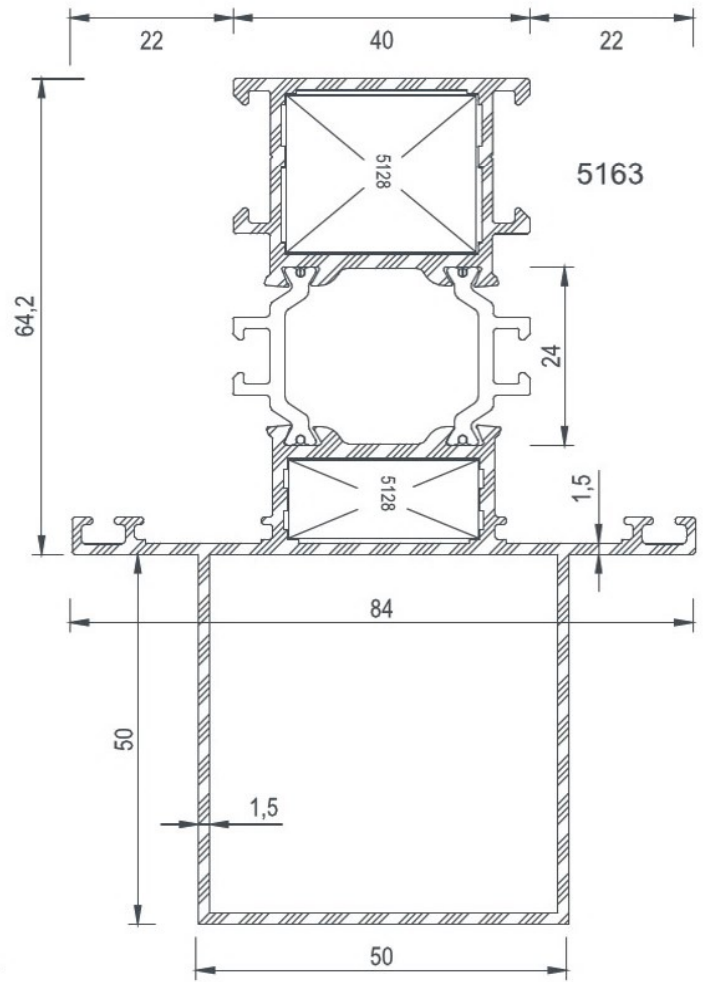
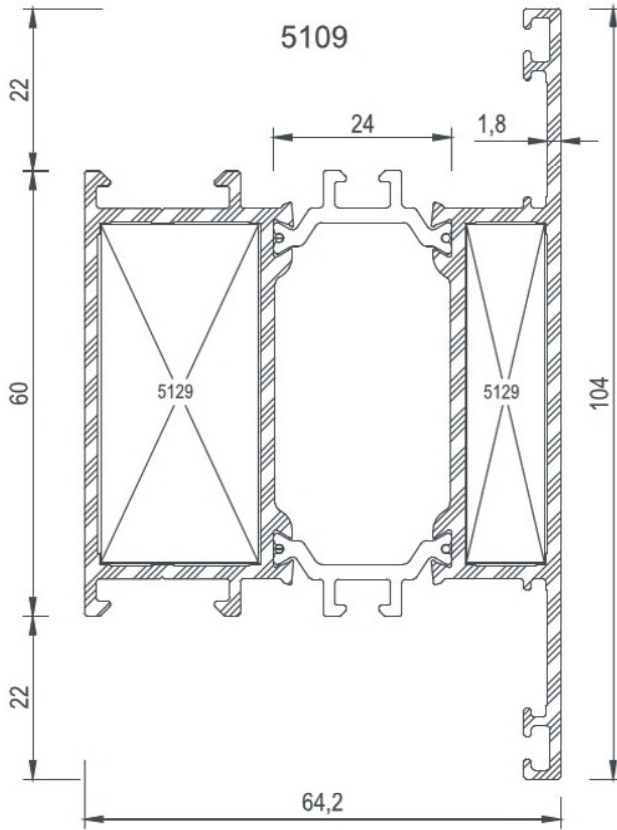


COD Code	AGIRLIK (kg/m) Weight	J _{xx} cm ⁴	J _{yy} cm ⁴	W _{xx} cm ³	W _{yy} cm ³	L m
5721	1,833	33,21	17,95	8,81	4,27	6
5162	1,747	30,86	16,90	8,50	4,01	6
5110	1,837	33,34	17,71	9,16	4,21	6
5161	2,050	37,77	36,26	7,26	9,75	6





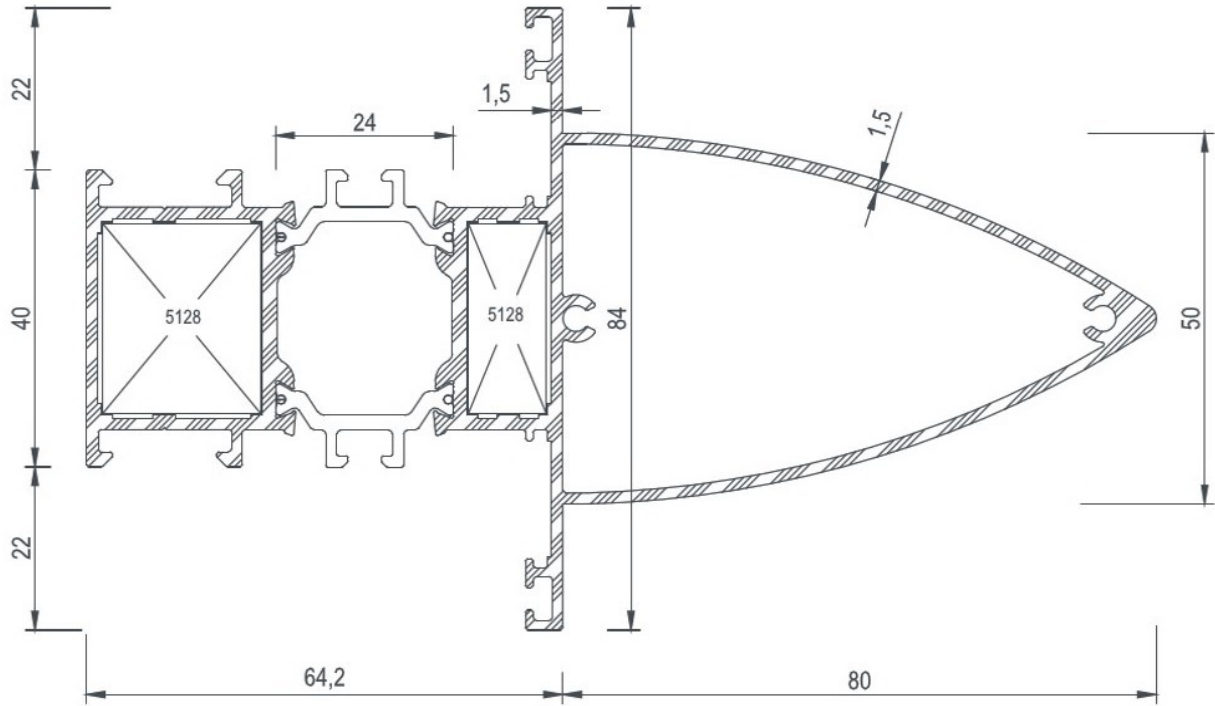
COD Code	AGIRLIK (kg/m) Weight	Jxx cm ⁴	Jyy cm ⁴	Wxx cm ³	Wyy cm ³	L m
5109	2,176	39,96	39,90	10,78	7,67	6
5163	2,268	89,26	26,66	15,14	6,34	6
5111	2,478	101,22	29,33	17,58	6,98	6



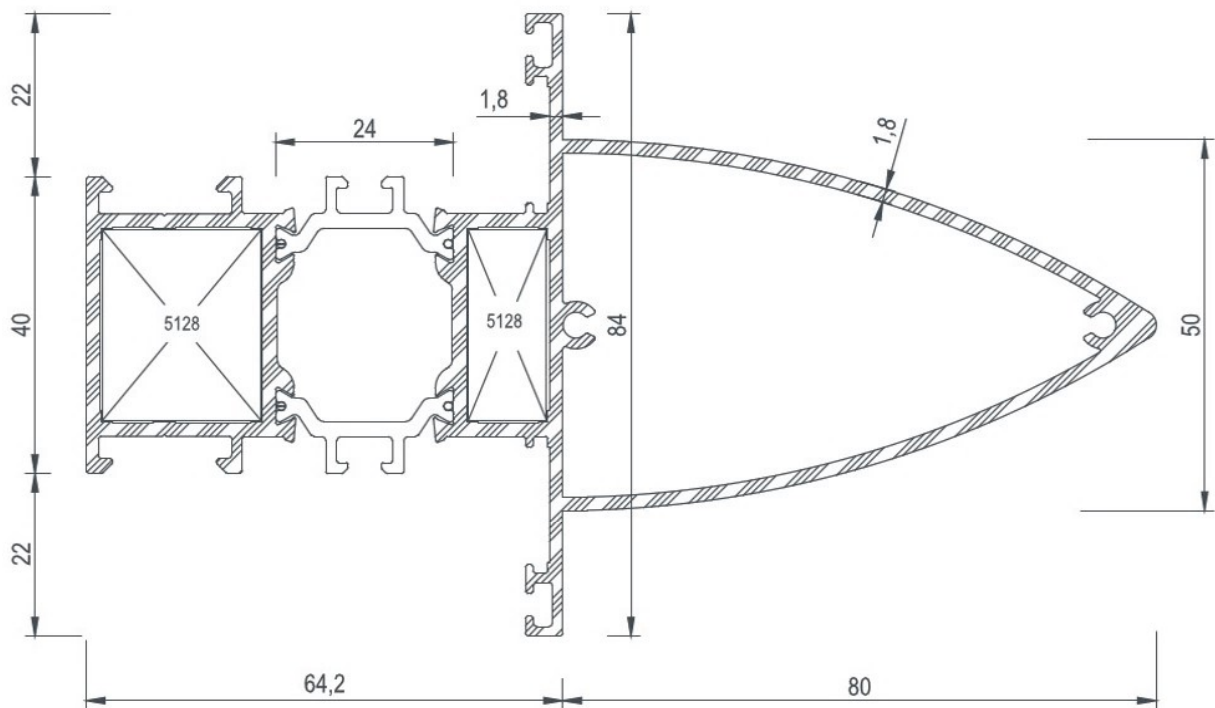


COD Code	AGIRLIK (kg/m) Weight	Jxx cm ⁴	Jyy cm ⁴	Wxx cm ³	Wyy cm ³	L m
5164	2,520	135,53	24,50	16,54	5,83	6
5112	2,680	149,56	26,77	18,49	6,37	6

5164

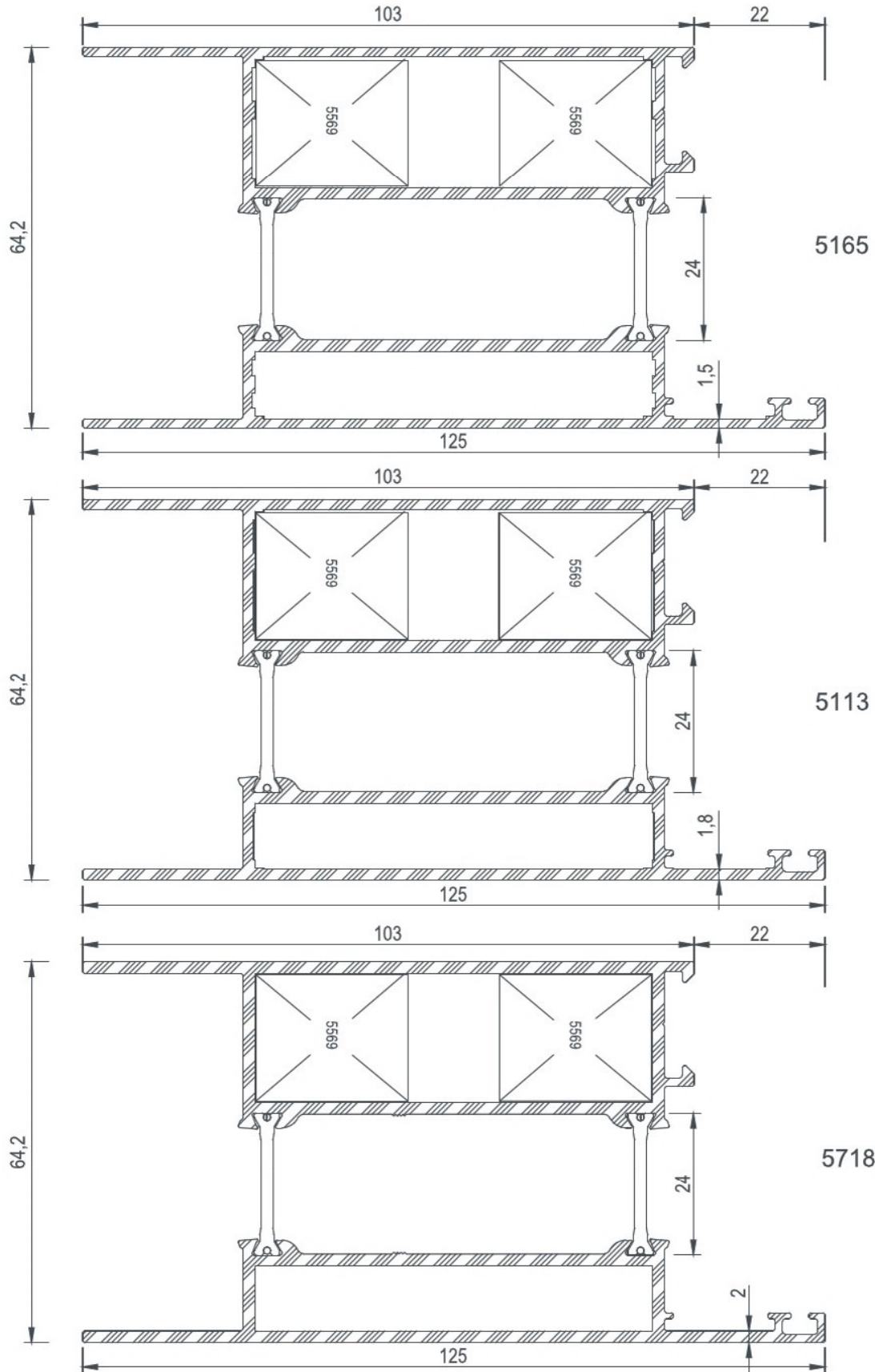


5112



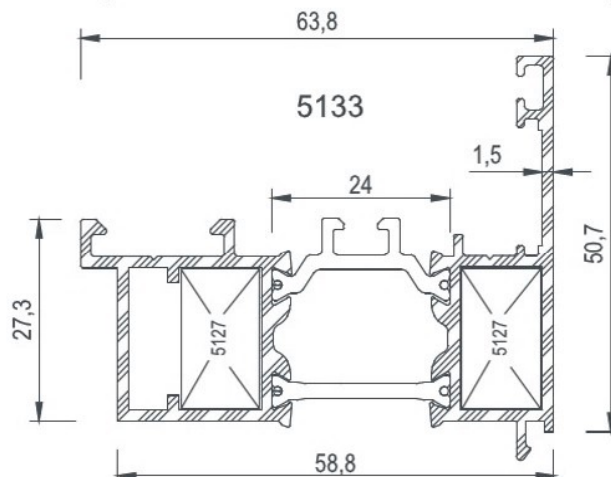
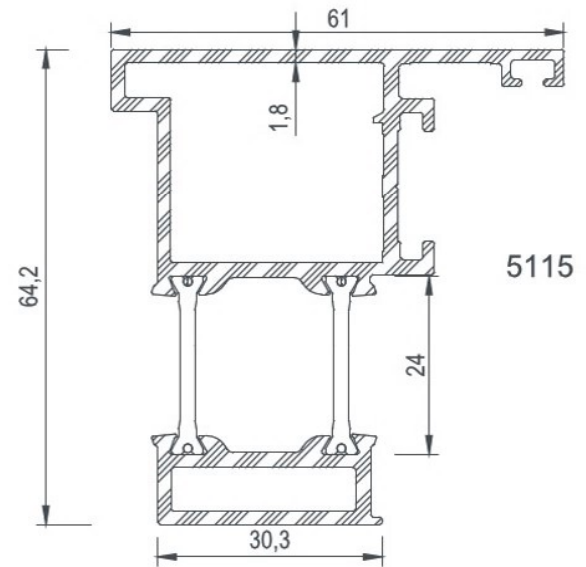
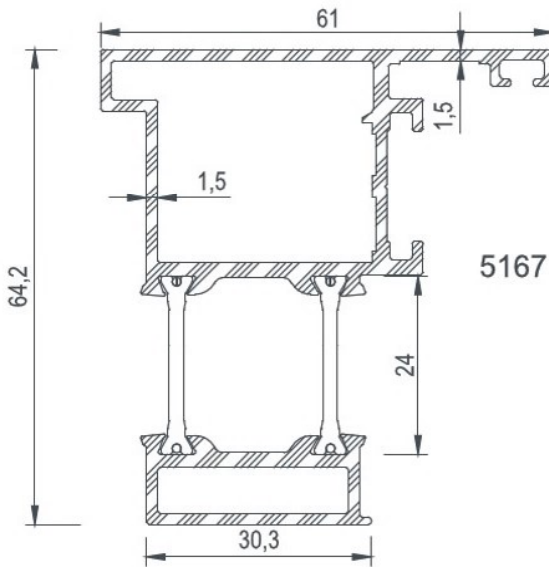
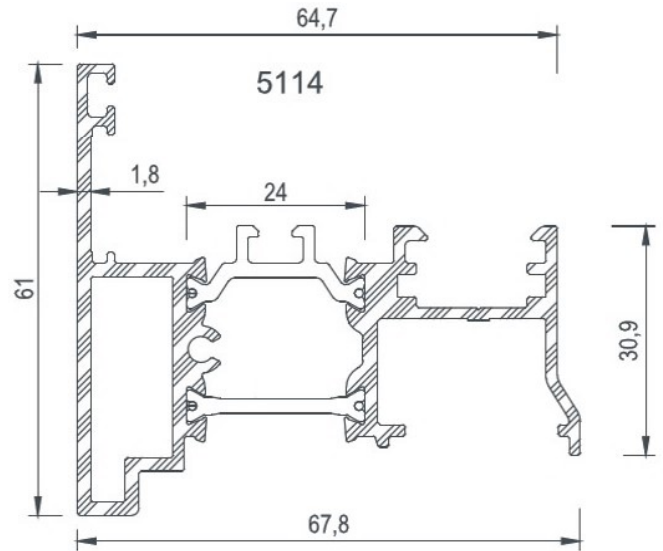
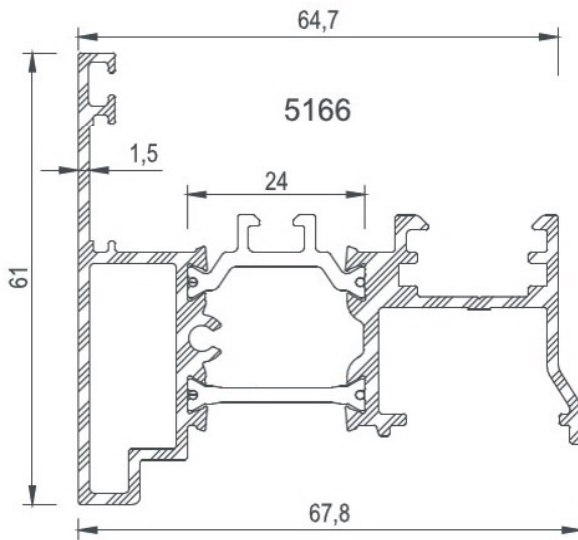


COD Code	AGIRLIK (kg/m) Weight	Jxx cm4	Jyy cm4	Wxx cm3	Wyy cm3	L m
5165	2,372	78,17	45,02	11,48	10,44	6
5113	2,563	85,90	50,78	12,55	11,70	6
5718	2,698	91,23	54,67	13,24	12,52	6



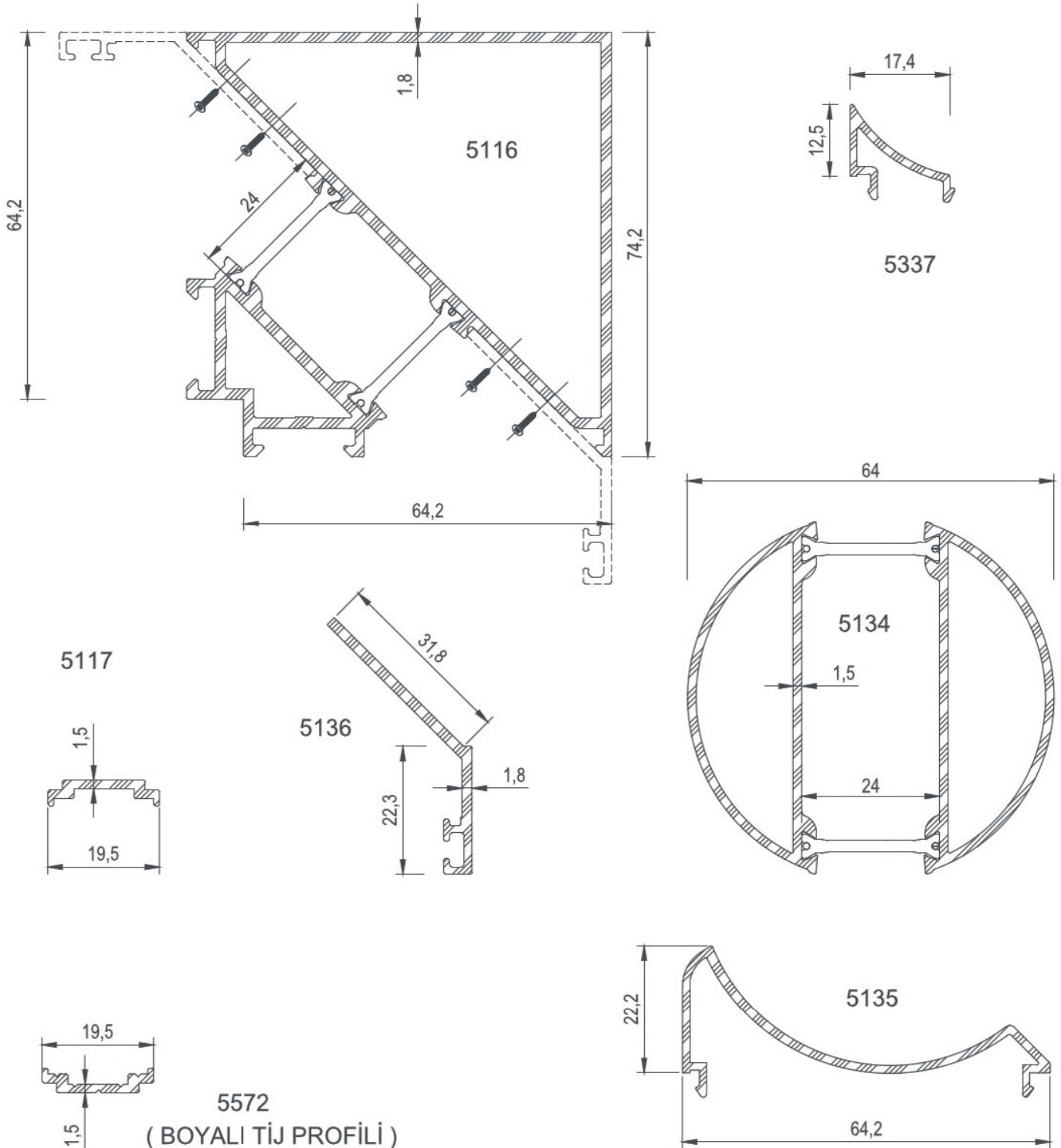


COD Code	AGIRLIK (kg/m) Weight	Jxx cm ⁴	Jyy cm ⁴	Wxx cm ³	Wyy cm ³	L m
5166	1,395	22,88	7,60	5,48	2,23	6
5167	1,410	24,98	9,22	6,29	2,91	6
5114	1,472	24,14	8,17	5,64	2,36	6
5115	1,519	27,47	10,27	6,94	3,34	6
5133	1,167	18,55	5,40	5,18	1,87	6



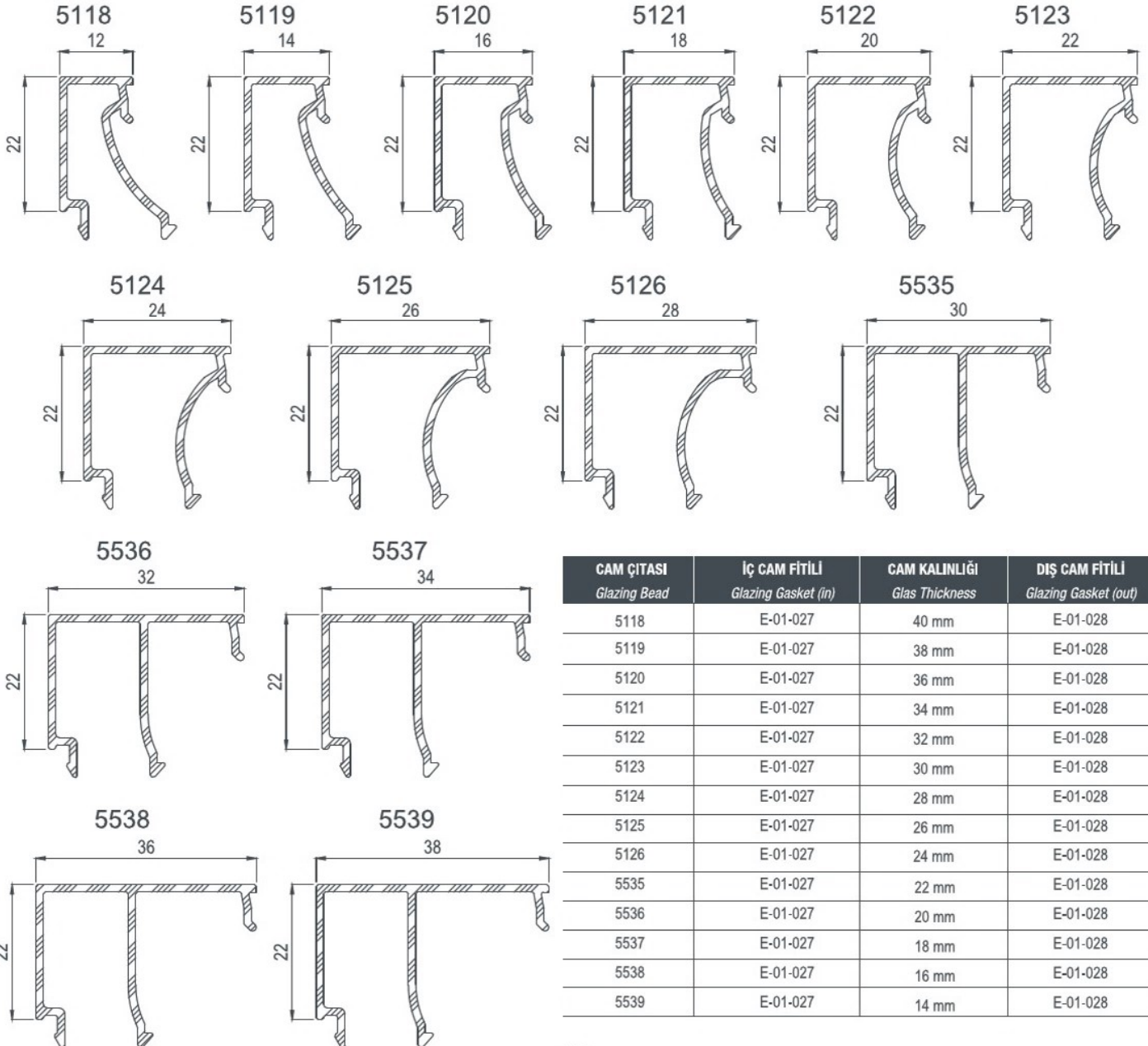


COD Code	AGIRLIK (kg/m) Weight	Jxx cm ⁴	Jyy cm ⁴	Wxx cm ³	Wyy cm ³	L m
5116	2,045	45,84	40,77	8,61	7,78	6
5117	0,105	----	----	----	----	6
5134	1,349	17,31	15,15	5,41	4,91	6
5135	0,414	7,83	0,43	2,03	0,31	6
5136	0,291	2,35	0,11	0,84	0,14	6
5337	0,151	----	----	----	----	6
5572	0,100	----	----	----	----	6





COD Code	AGIRLIK (kg/m) Weight	Jxx cm4	Jyy cm4	Wxx cm3	Wyy cm3	L m ← →
5118	0,249	-----	-----	-----	-----	6
5119	0,251	-----	-----	-----	-----	6
5120	0,254	-----	-----	-----	-----	6
5121	0,259	-----	-----	-----	-----	6
5122	0,267	-----	-----	-----	-----	6
5123	0,274	-----	-----	-----	-----	6
5124	0,281	-----	-----	-----	-----	6
5125	0,292	-----	-----	-----	-----	6
5126	0,308	-----	-----	-----	-----	6
5535	0,305	-----	-----	-----	-----	6
5536	0,312	-----	-----	-----	-----	6
5537	0,318	-----	-----	-----	-----	6
5538	0,325	-----	-----	-----	-----	6
5539	0,331	-----	-----	-----	-----	6



CAM ÇITASI Glazing Bead	İÇ CAM FİTİLİ Glazing Gasket (in)	CAM KALINLIĞI Glas Thickness	DIŞ CAM FİTİLİ Glazing Gasket (out)
5118	E-01-027	40 mm	E-01-028
5119	E-01-027	38 mm	E-01-028
5120	E-01-027	36 mm	E-01-028
5121	E-01-027	34 mm	E-01-028
5122	E-01-027	32 mm	E-01-028
5123	E-01-027	30 mm	E-01-028
5124	E-01-027	28 mm	E-01-028
5125	E-01-027	26 mm	E-01-028
5126	E-01-027	24 mm	E-01-028
5535	E-01-027	22 mm	E-01-028
5536	E-01-027	20 mm	E-01-028
5537	E-01-027	18 mm	E-01-028
5538	E-01-027	16 mm	E-01-028
5539	E-01-027	14 mm	E-01-028



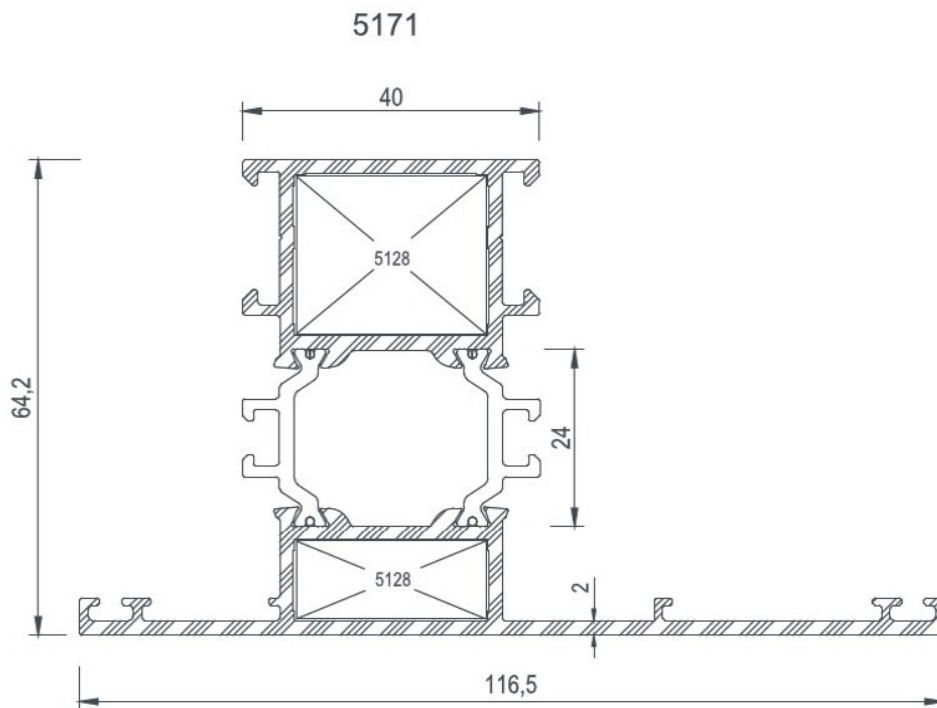
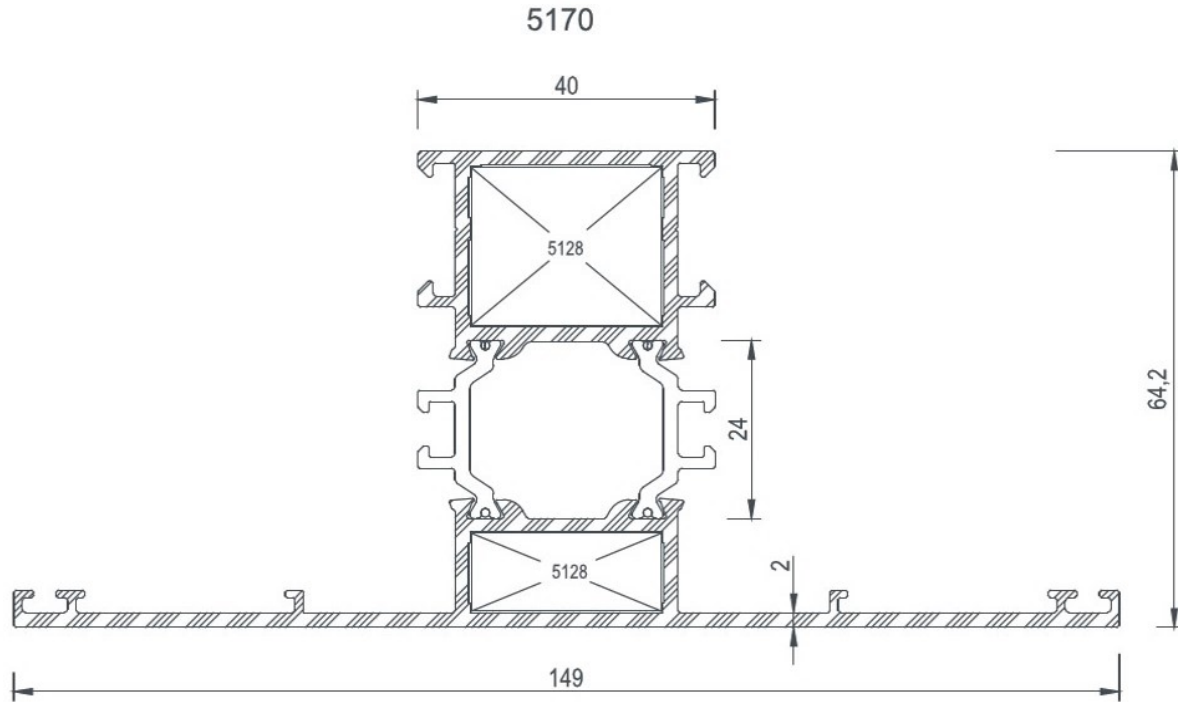
E 64

PROFİLLER

PROFILES

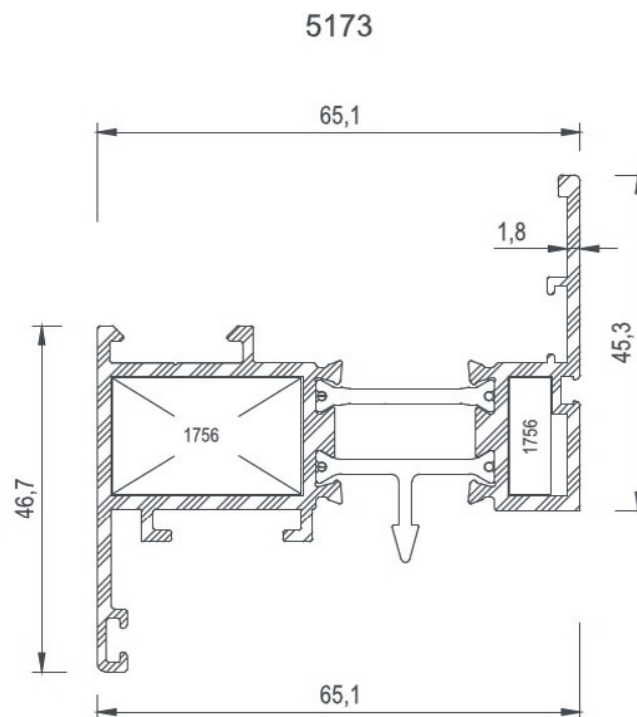
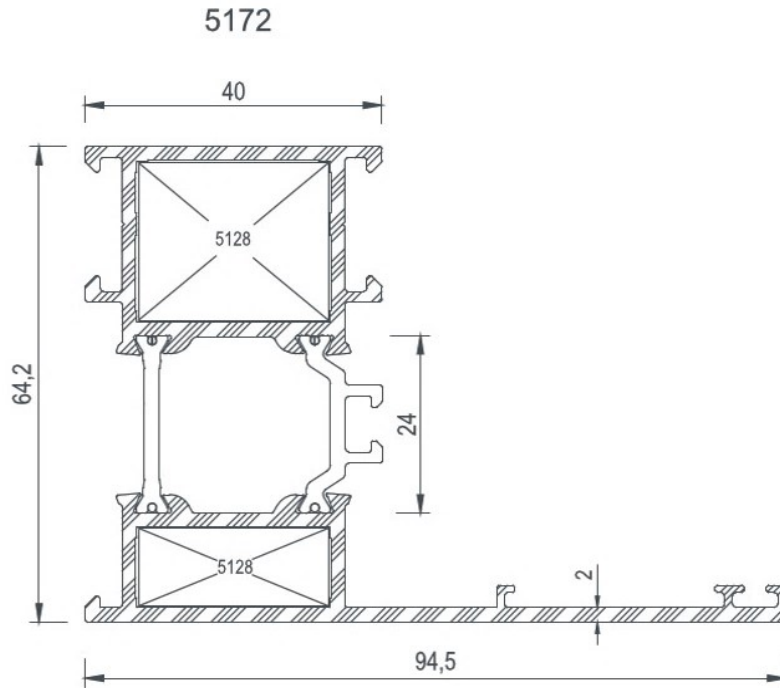
E 64 - 2.0T GİZLİ KANAT PROFİLİ
E 64 - 2.0T SECRET SASH PROFILE

COD Code	AGIRLIK (kg/m) Weight	Jxx cm ⁴	Jyy cm ⁴	Wxx cm ³	Wyy cm ³	L m
5170	2,175	72,89	39,20	9,78	9,09	6
5171	1,990	49,54	29,62	7,20	6,32	6





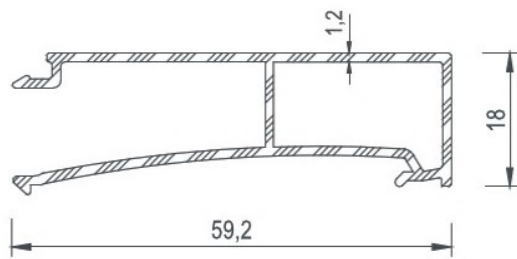
COD Code	AGIRLIK (kg/m) Weight	Jxx cm ⁴	Jyy cm ⁴	Wxx cm ³	Wyy cm ³	L m
5172	1,796	47,90	19,04	7,58	4,86	6
5173	1,450	29,22	5,65	7,08	2,33	6



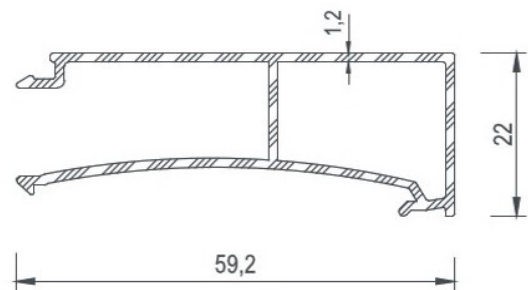


COD Code	AGIRLIK (kg/m) Weight	Jxx cm ⁴	Jyy cm ⁴	Wxx cm ³	Wyy cm ³	L m
5587	0,510	6,36	0,82	1,97	0,75	6
5588	0,521	6,63	1,05	2,00	0,90	6
5589	0,548	7,30	1,18	2,11	0,73	6
5590	0,542	7,13	1,08	2,08	0,73	6
5591	0,534	6,97	1,00	2,06	0,74	6

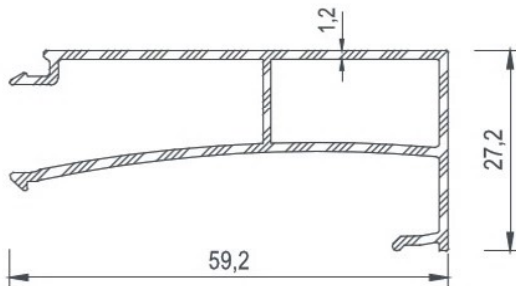
5587



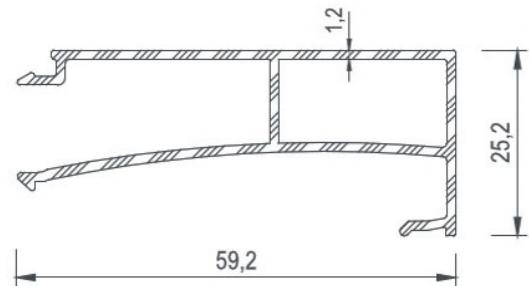
5588



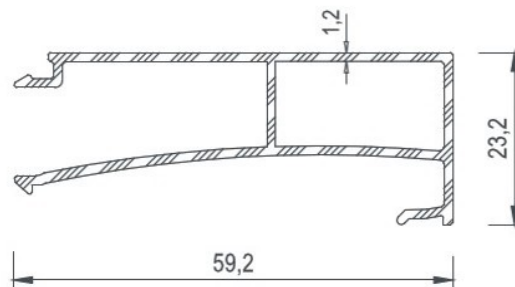
5589



5590

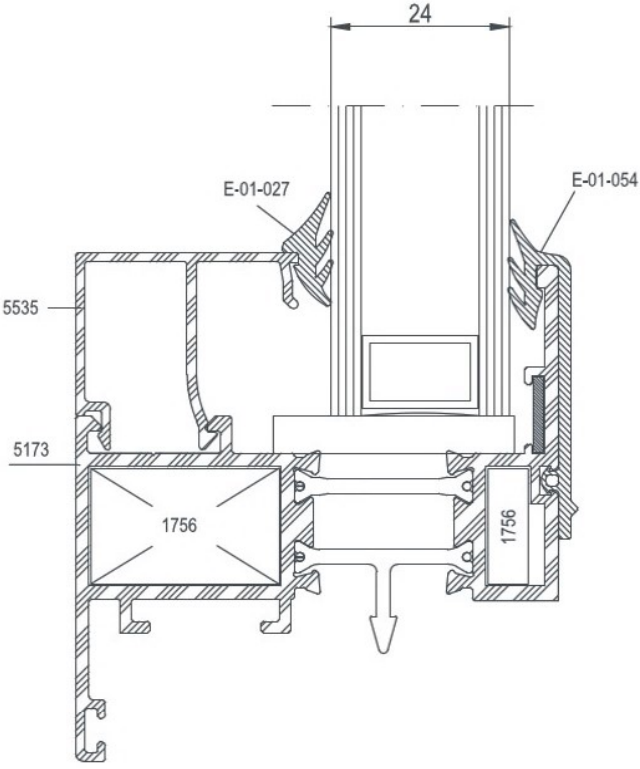


5591



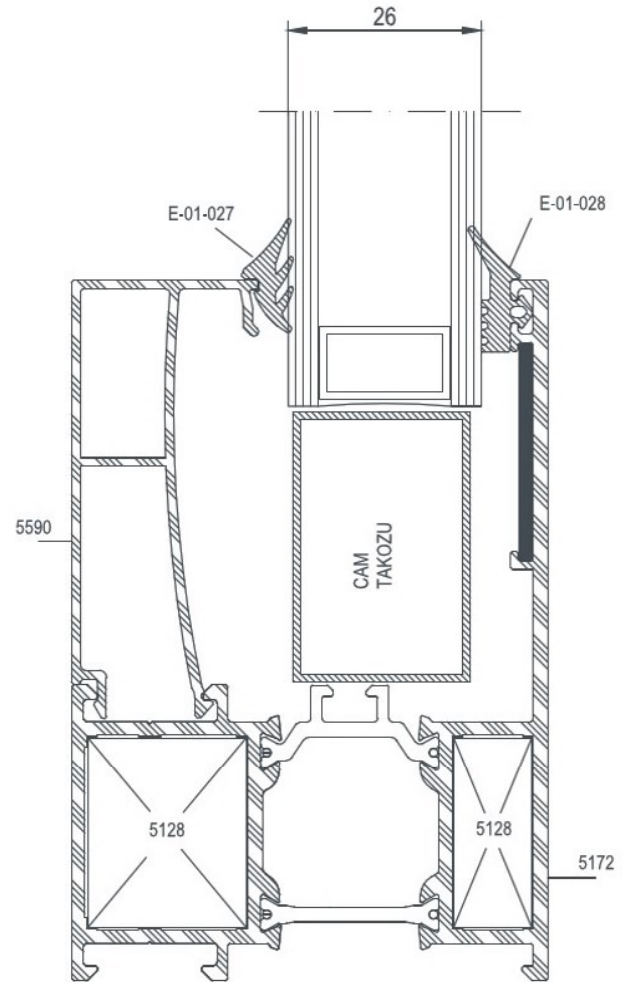


COD Code	AGIRLIK (kg/m) Weight	Jxx cm4	Jyy cm4	Wxx cm3	Wyy cm3	L m
-------------	--------------------------	---------	---------	---------	---------	-----



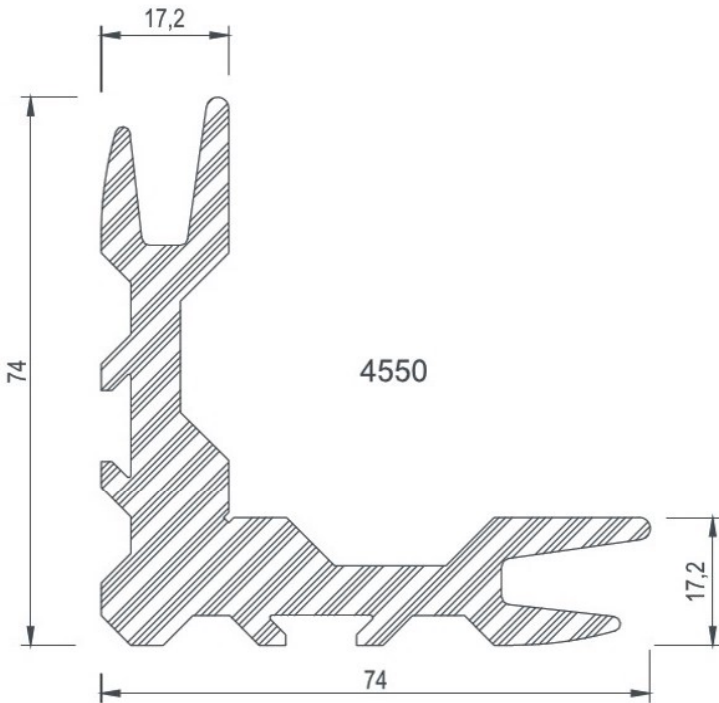
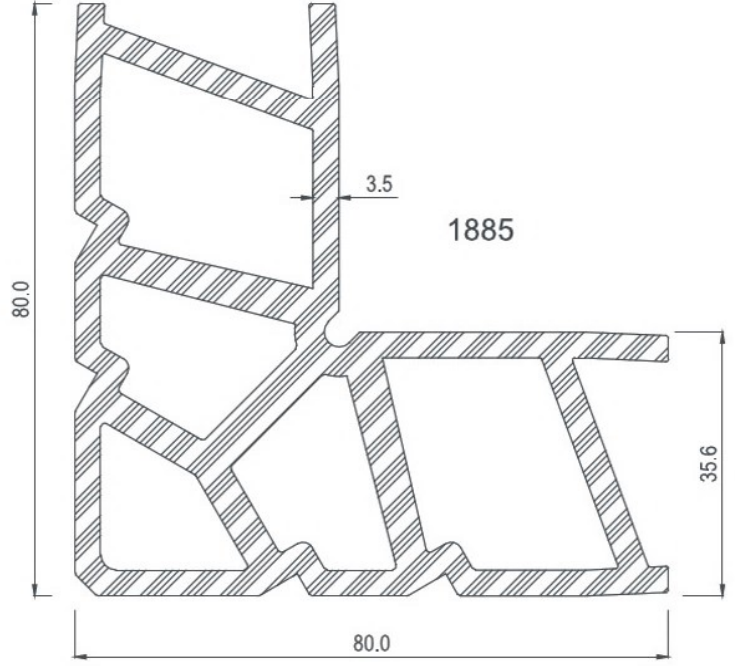
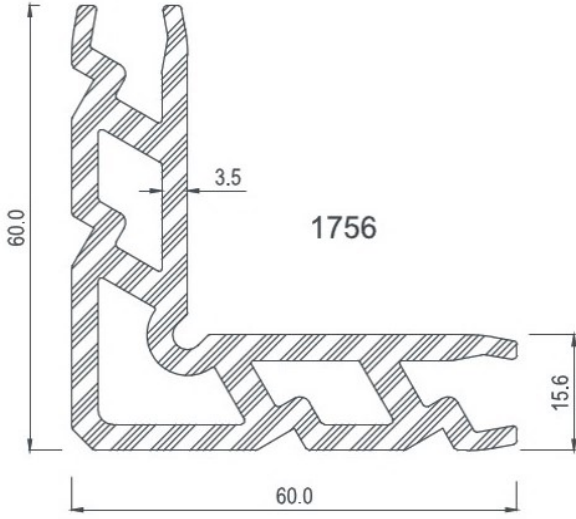
CAM ÇİTASI Glazing Bead	İÇ CAM FİTİLİ Glazing Gasket (in)	CAM KALINLIĞI Glas Thickness	DIŞ CAM FİTİLİ Glazing Gasket (out)
5535	E-01-027	24 mm	E-01-054
5126	E-01-027	26 mm	E-01-054
5125	E-01-027	28 mm	E-01-054
5124	E-01-027	30 mm	E-01-054
5123	E-01-027	32 mm	E-01-054
5122	E-01-027	34 mm	E-01-054
5121	E-01-027	36 mm	E-01-054
5120	E-01-027	38 mm	E-01-054
5119	E-01-027	40 mm	E-01-054
5118	E-01-027	42 mm	E-01-054

CAM ÇİTASI Glazing Bead	İÇ CAM FİTİLİ Glazing Gasket (in)	CAM KALINLIĞI Glas Thickness	DIŞ CAM FİTİLİ Glazing Gasket (out)
5589	E-01-027	24 mm	E-01-028
5590	E-01-027	26 mm	E-01-028
5591	E-01-027	28 mm	E-01-028
5588	E-01-027	30 mm	E-01-028
5587	E-01-027	32 mm	E-01-028






COD Code	AGIRLIK (kg/m) Weight	Jxx cm ⁴	Jyy cm ⁴	Wxx cm ³	Wyy cm ³	L m
1756	2,474	---	---	---	---	6
1885	4,471	---	---	---	---	6
4550	3,581	---	---	---	---	6

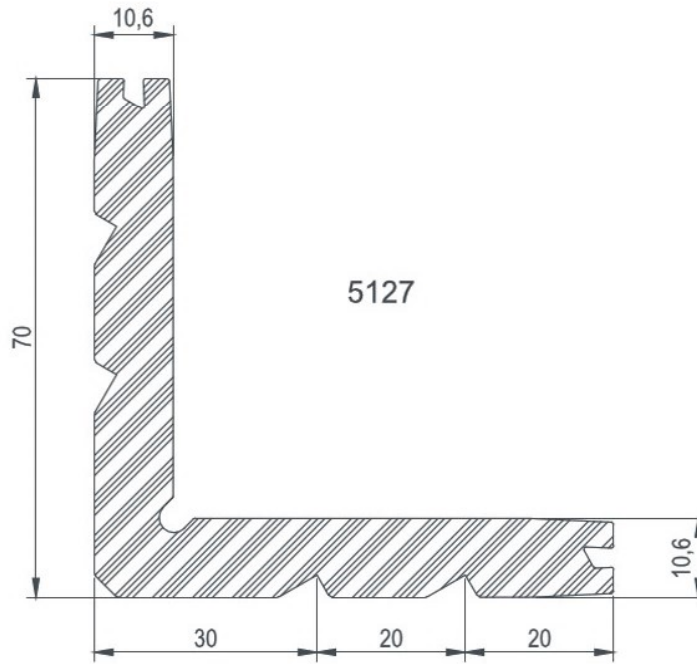


KÖŞE TAKOZLARI / Corner Cleats

Nr	 L m	AKS. KODU Ac. Code	KESİM ÖLÇÜSÜ Cutting Size
5155	1756	1756-26,8	26,8 mm
	1756	1756-5,4	5,4 mm
5173	1756	1756-25,4	25,4 mm
	1756	1756-5,5	5,5 mm
5156	1885	1885-18,3	18,3 mm
	1885	1885-5,3	5,3 mm
5722	4550	4550-18,3	18,3 mm
	4550	4550-5,3	5,3 mm



COD Code	AGIRLIK (kg/m) Weight	Jxx cm ⁴	Jyy cm ⁴	Wxx cm ³	Wyy cm ³	L m
5127	3,484	---	---	---	---	6



KÖŞE TAKOZLARI / Corner Cleats

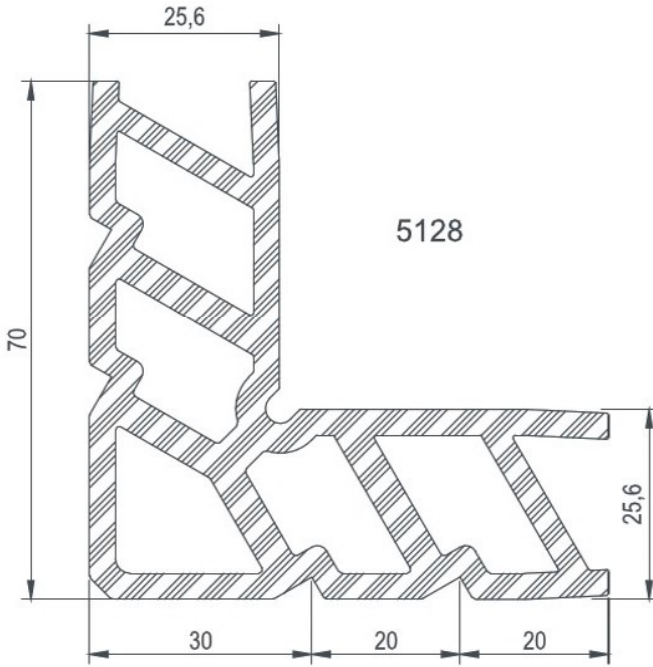
Nr	L m	AKS. KODU Acs. Code	KESİM ÖLÇÜSÜ Cutting Size
5100	5127	5127-21,3	21,3 mm
	5127	5127-10,5	10,5 mm
5103	5127	5127-18,6	18,6 mm
	5127	5127- 5,3	5,3 mm
5107	5127	5127-21,3	21,3 mm
	5127	5127-10,5	10,5 mm
5159	5127	5127-21,3	21,3 mm
	5127	5127-10,5	10,5 mm
5153	5127	5127-18,6	18,6 mm
	5127	5127- 5,3	5,3 mm
5150	5127	5127-21,3	21,3 mm
	5127	5127-10,5	10,5 mm
5133	5127	5127-18,77	18,77 mm
	5127	5127-18,77	18,77 mm



COD Code	AGIRLIK (kg/m) Weight	Jxx cm ⁴	Jyy cm ⁴	Wxx cm ³	Wyy cm ³	L m
5128	3,652	---	---	---	---	6

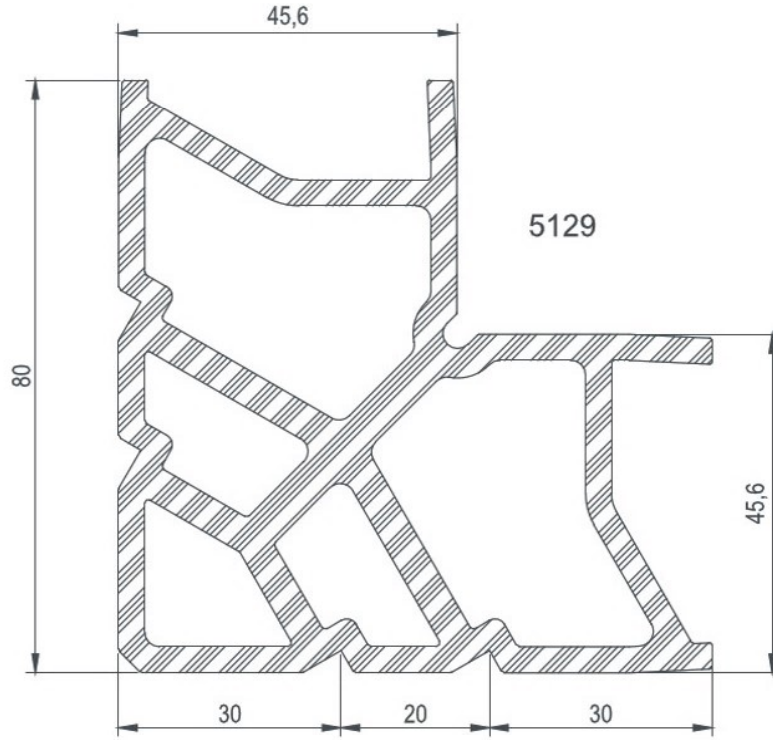
KÖŞE TAKOZLARI / Corner Cleats

Nr	 L m	AKS. KODU Acs. Code	KESİM ÖLÇÜSÜ Cutting Size
5101	5128	5128-21,3	21,3 mm
	5128	5128-10,5	10,5 mm
5104	5128	5128-18,6	18,6 mm
	5128	5128-5,3	5,3 mm
5108	5128	5128-21,3	21,3 mm
	5128	5128-10,5	10,5 mm
5111	5128	5128-21,3	21,3 mm
	5128	5128-10,5	10,5 mm
5112	5128	5128-21,3	21,3 mm
	5128	5128-10,5	10,5 mm
5151	5128	5128-21,3	21,3 mm
	5128	5128-10,5	10,5 mm
5154	5128	5128-18,6	18,6 mm
	5128	5128-5,3	5,3 mm
5160	5128	5128-21,3	21,3 mm
	5128	5128-10,5	10,5 mm
5163	5128	5128-21,3	21,3 mm
	5128	5128-10,5	10,5 mm
5164	5128	5128-21,3	21,3 mm
	5128	5128-10,5	10,5 mm
5137	5128	5128-18,3	18,3 mm
	5128	5128-5,4	5,4 mm
5140	5128	5128-21,3	21,3 mm
	5128	5128-10,5	10,5 mm
5147	5128	5128-21,3	21,3 mm
	5128	5128-10,5	10,5 mm
5719	5128	5128-18,6	18,6 mm
	5128	5128-5,3	5,3 mm
5721	5128	5128-21,3	21,3 mm
	5128	5128-10,5	10,5 mm
5170	5128	5128-21,3	21,3 mm
	5128	5128-10,5	10,5 mm
5171	5128	5128-21,3	21,3 mm
	5128	5128-10,5	10,5 mm
5172	5128	5128-21,3	21,3 mm
	5128	5128-10,5	10,5 mm





COD Code	AGIRLIK (kg/m) Weight	Jxx cm4	Jyy cm4	Wxx cm3	Wyy cm3	L m
5129	4,618	---	---	---	---	6

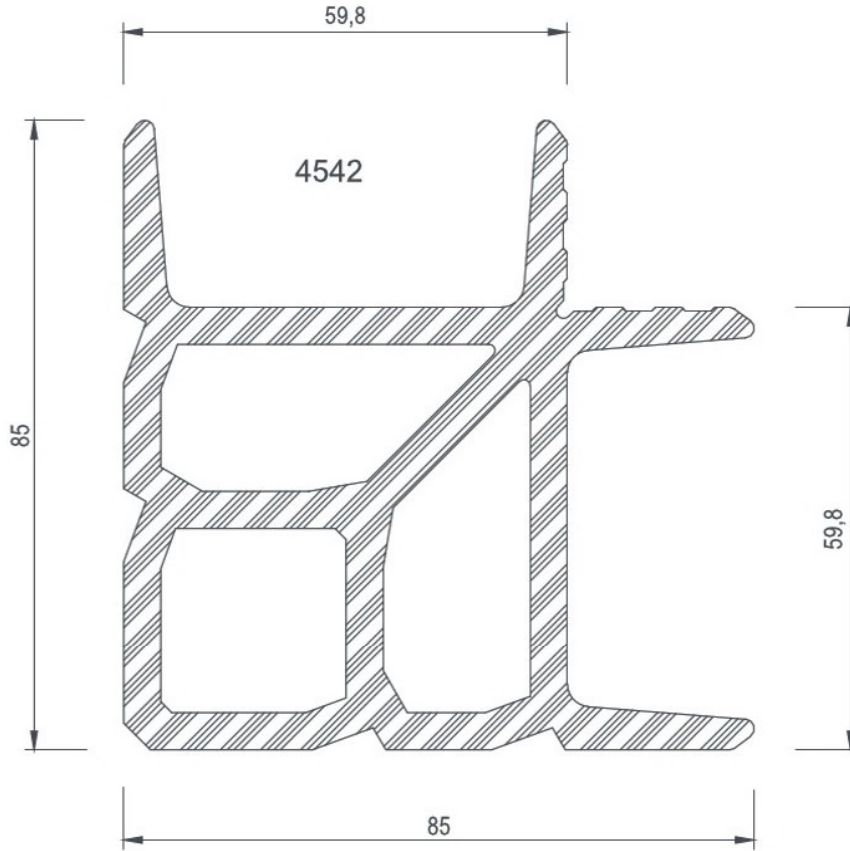


KÖŞE TAKOZLARI / Corner Cleats

Nr		AKS. KODU Ac. Code	KESİM ÖLÇÜSÜ Cutting Size
5102	5129	5129-21,3	21,3 mm
	5129	5129-10,5	10,5 mm
5106	5129	5129-26,7	26,7 mm
	5129	5129-5,3	5,3 mm
5109	5129	5129-21,3	21,3 mm
	5129	5129-10,5	10,5 mm
5152	5129	5129-21,3	21,3 mm
	5129	5129-10,5	10,5 mm
5158	5129	5129-26,7	26,7 mm
	5129	5129-5,3	5,3 mm
5161	5129	5129-21,3	21,3 mm
	5129	5129-10,5	10,5 mm
5138	5129	5129-18,3	18,3 mm
	5129	5129-5,4	5,4 mm
5141	5129	5129-21,3	21,3 mm
	5129	5129-10,5	10,5 mm



COD Code	AGIRLIK (kg/m) Weight	Jxx cm ⁴	Jyy cm ⁴	Wxx cm ³	Wyy cm ³	L m
4542	5,381	---	---	---	---	6

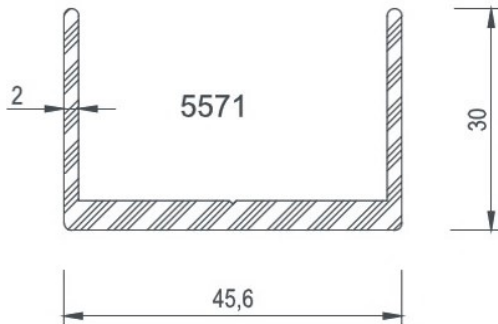
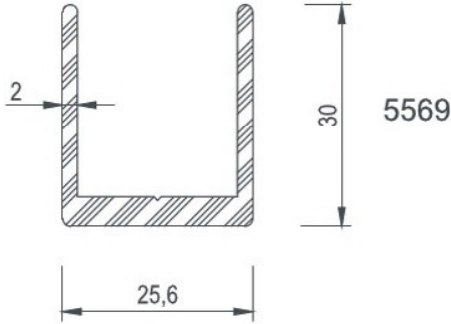
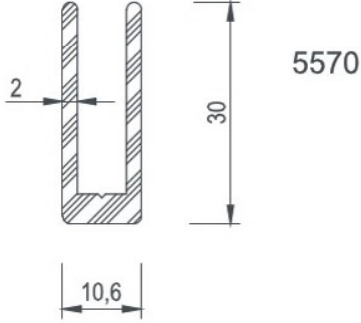


KÖŞE TAKOZLARI / Corner Cleats

Nr	L m	AKS. KODU Acs. Code	KESİM ÖLÇÜSÜ Cutting Size
5157	4542	4542-18,6	18,6 mm
	4542	4542- 5,3	5,3 mm
5139	4542	4542-18,6	18,6 mm
	4542	4542- 5,3	5,3 mm
5720	4542	4542-18,6	18,6 mm
	4542	4542- 5,3	5,3 mm



COD Code	AGIRLIK (kg/m) Weight	Jxx cm ⁴	Jyy cm ⁴	Wxx cm ³	Wyy cm ³	L m
5569	0,555	---	---	---	---	6
5570	0,393	---	---	---	---	6
5571	0,772	---	---	---	---	6



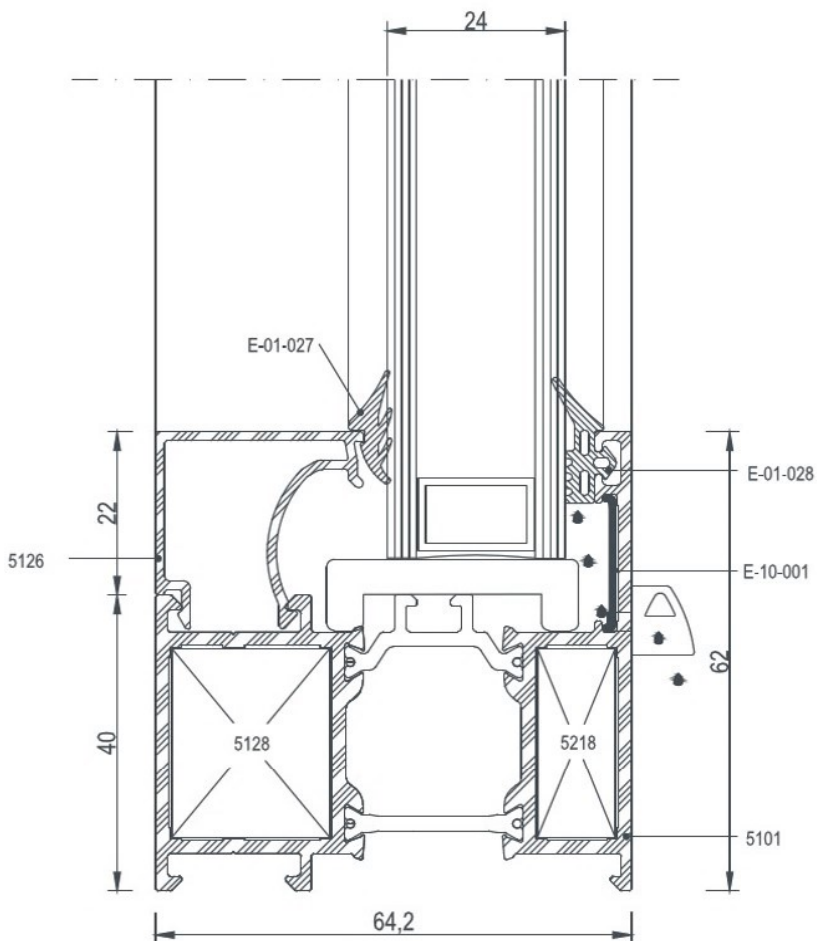
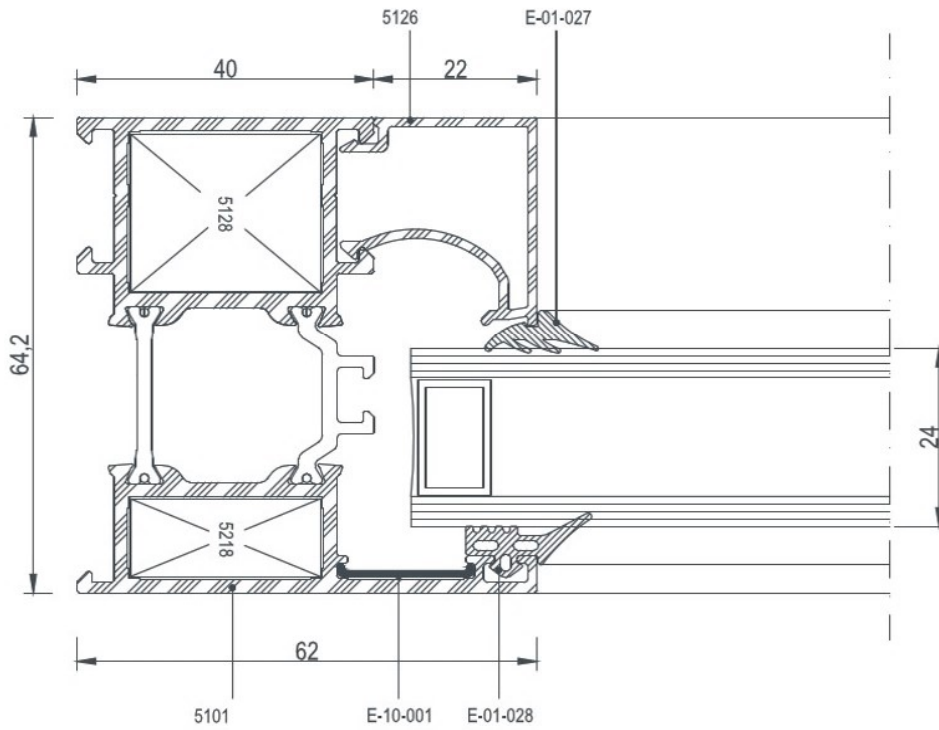
ORTA KAYIT BAĞLANTI / Mullion Connection Piece

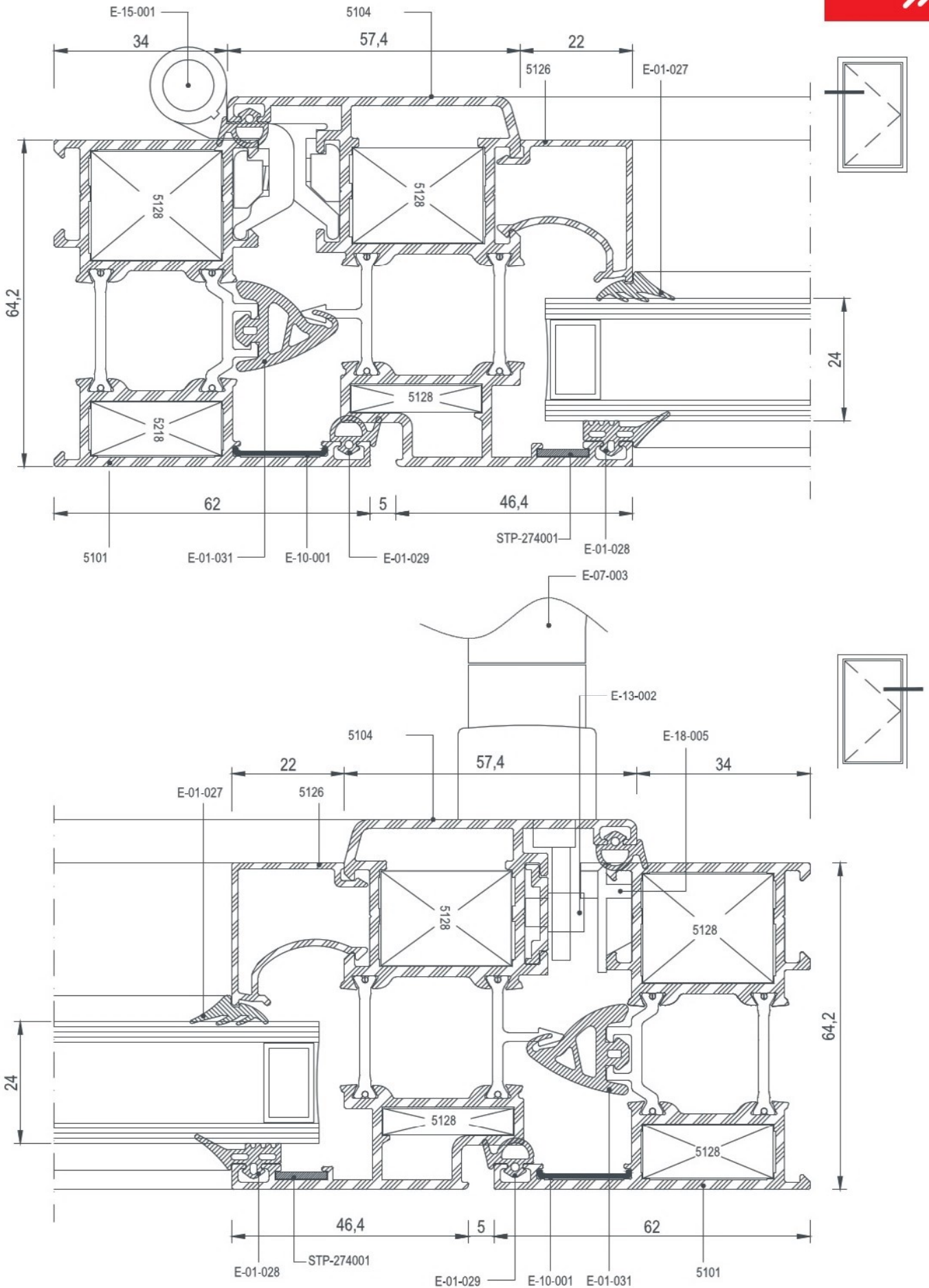
Nr	↔ L m	AKS. KODU Acs. Code	KESİM ÖLÇÜSÜ Cutting Size
5107	5570	5570-21,3	21,3 mm
5108	5569	5569-21,3	21,3 mm
5109	5571	5571-45,6	45,6 mm
5110	----	----	---
5111	5569	5569-21,3	21,3 mm
5112	5569	5569-21,3	21,3 mm
5113	5569	5569-21,3	21,3 mm
5159	5570	5570-21,3	21,3 mm
5160	5569	5569-21,3	21,3 mm
5161	5571	5571-45,6	45,6 mm
5162	----	----	---
5163	5569	5569-21,3	21,3 mm
5164	5569	5569-21,3	21,3 mm
5165	5569	5569-21,3	21,3 mm
5113	5569	5569-21,3	21,3 mm
5718	5569	5569-21,3	21,3 mm

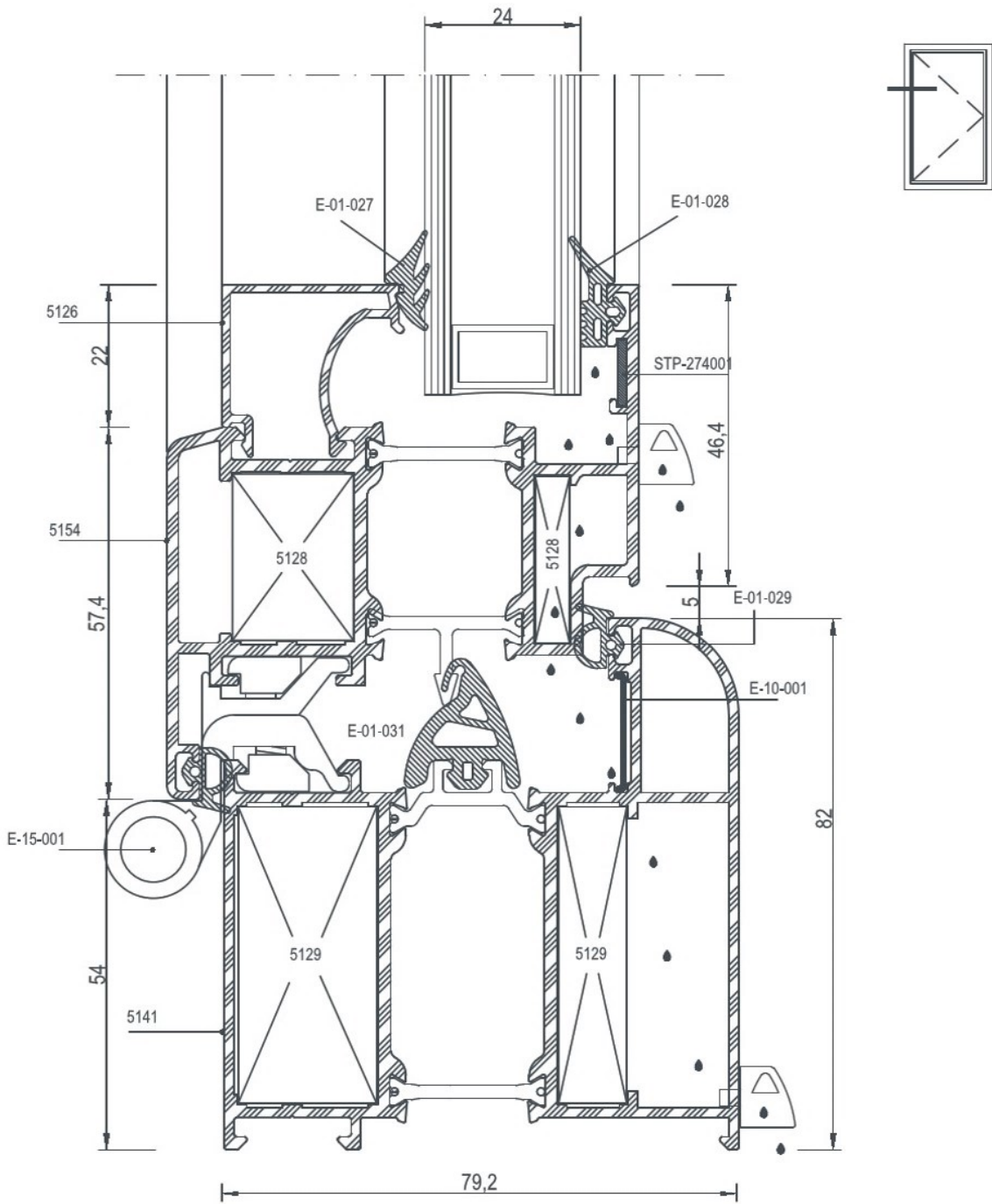


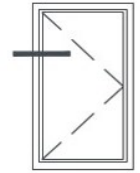
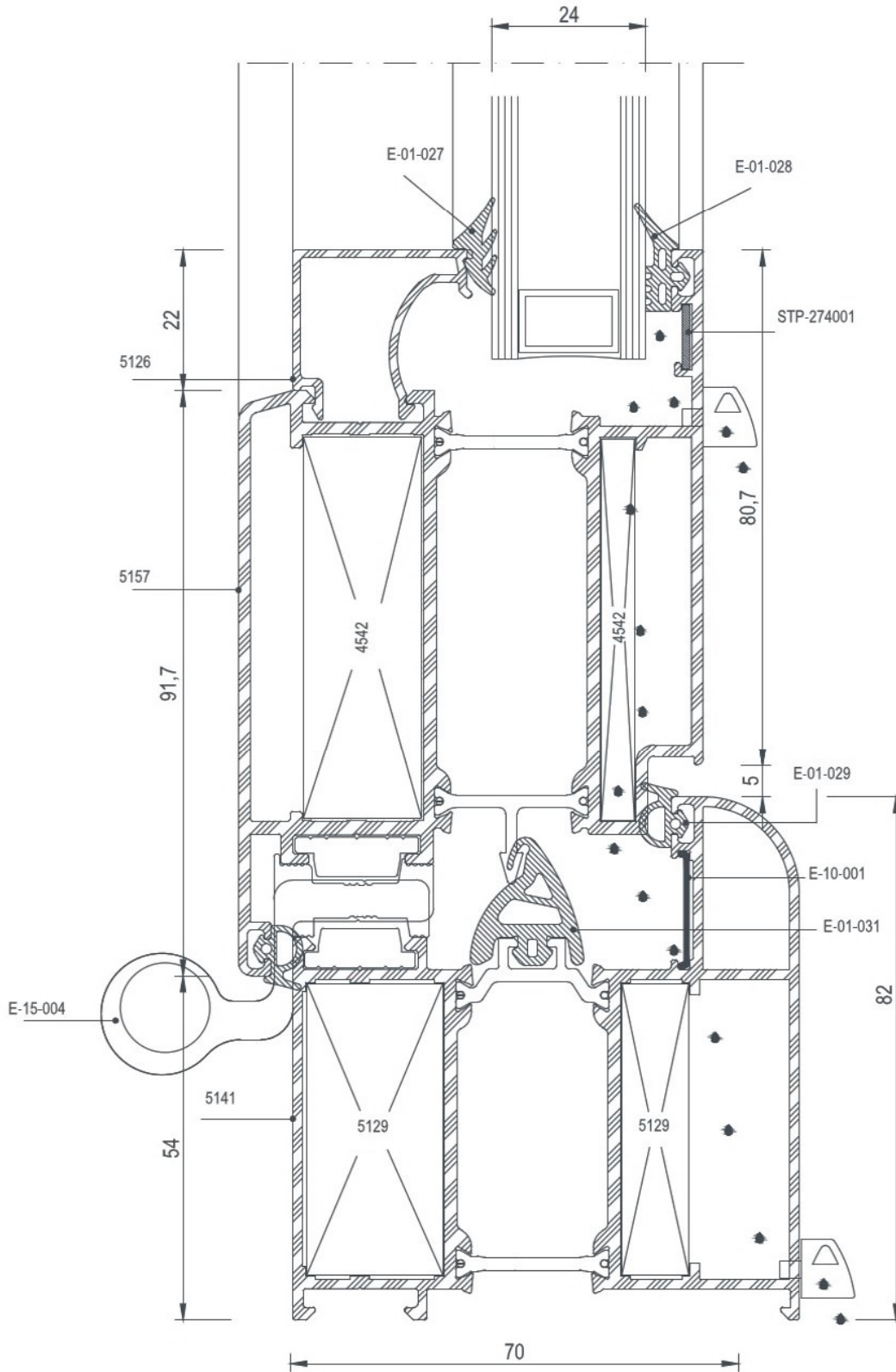
E 64

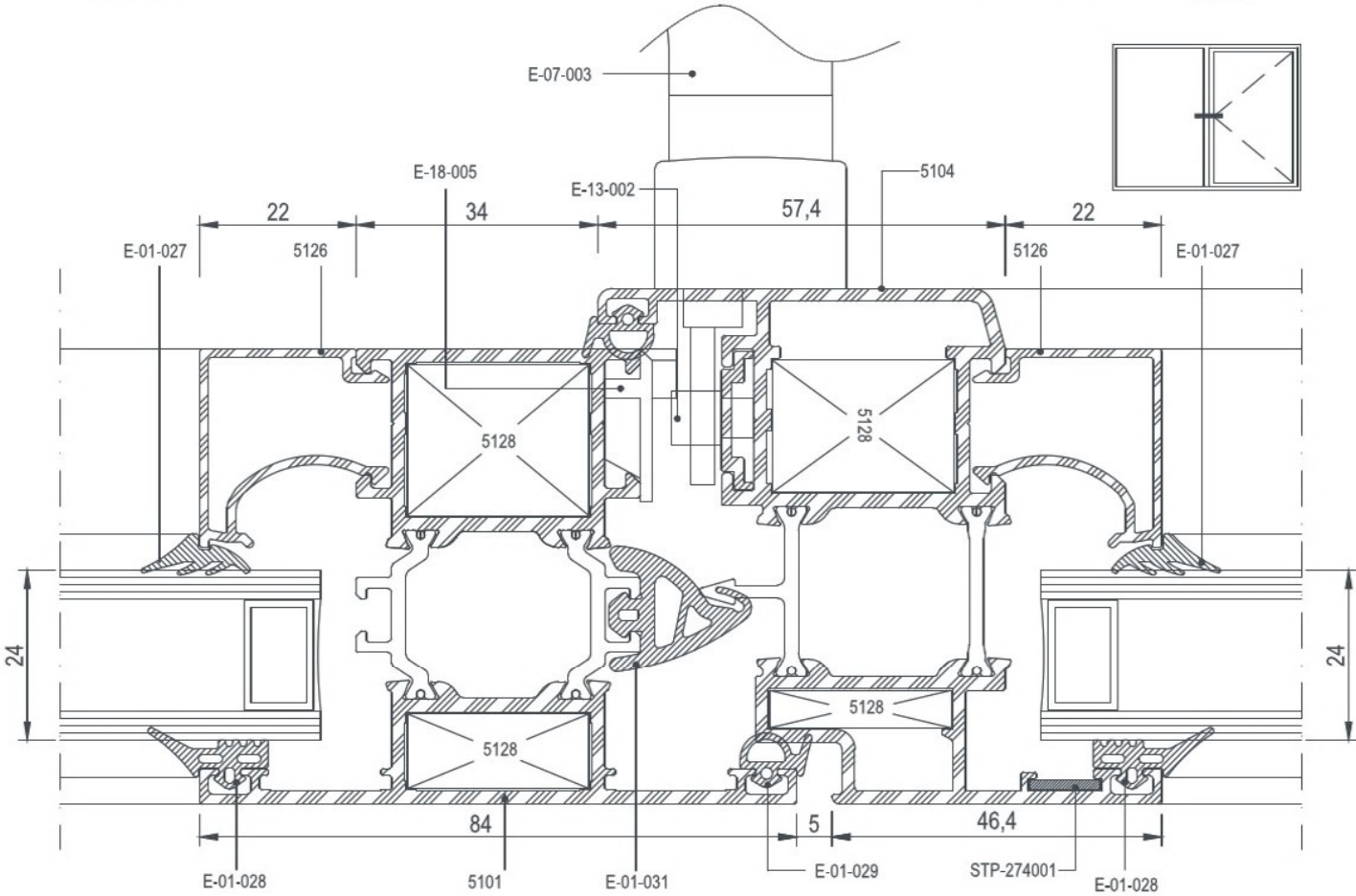
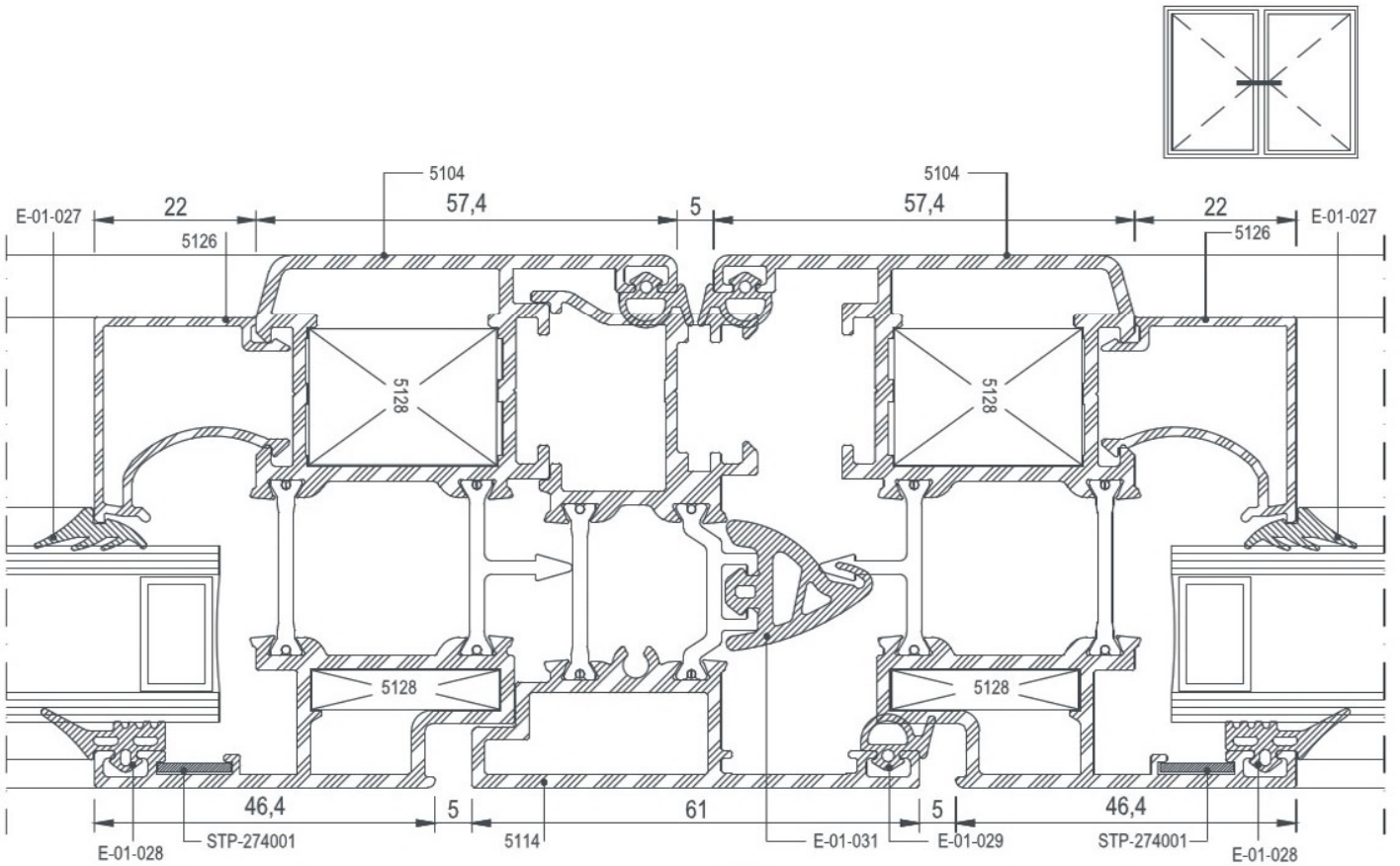
DETAYLAR
DETAILS

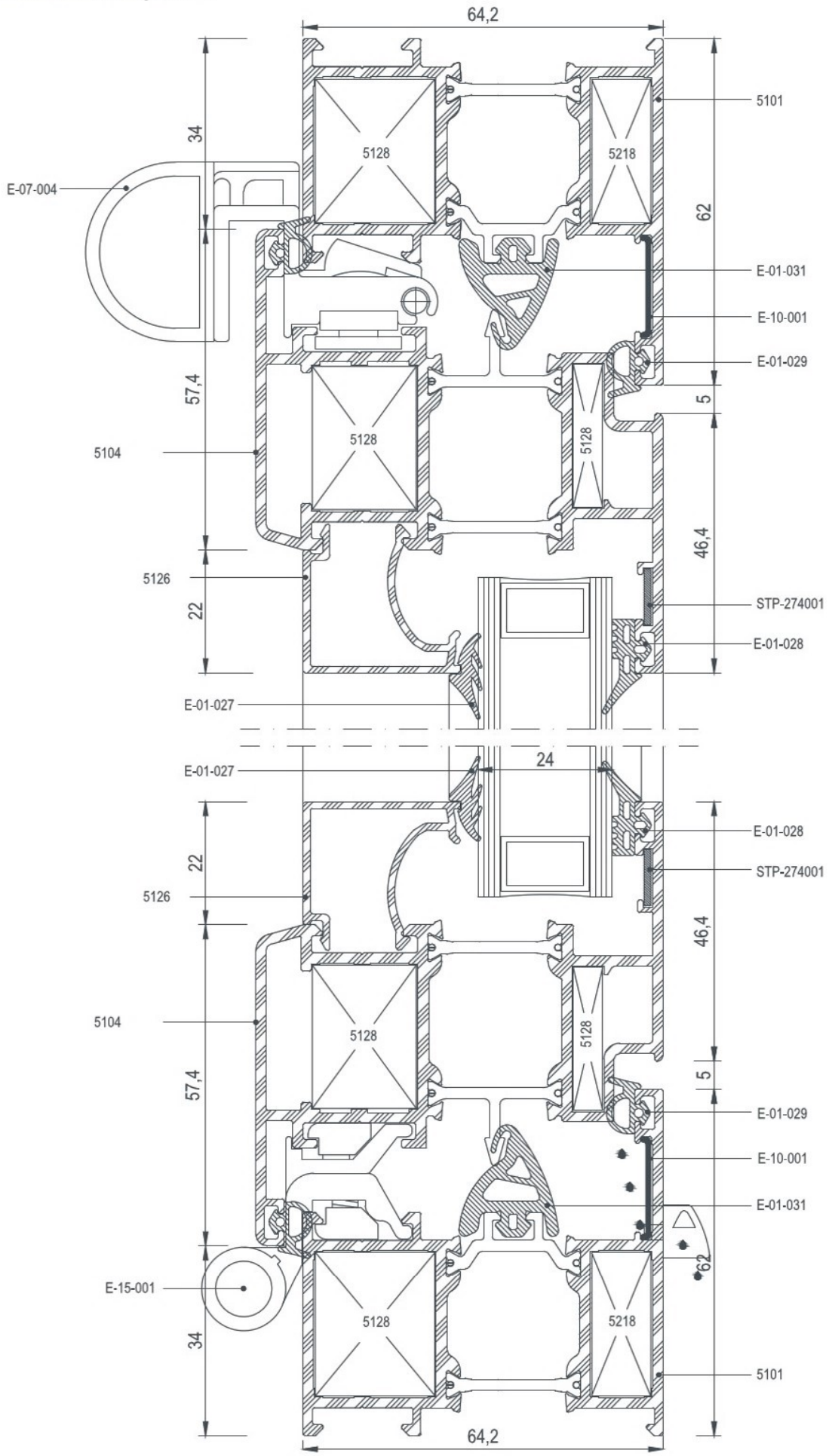


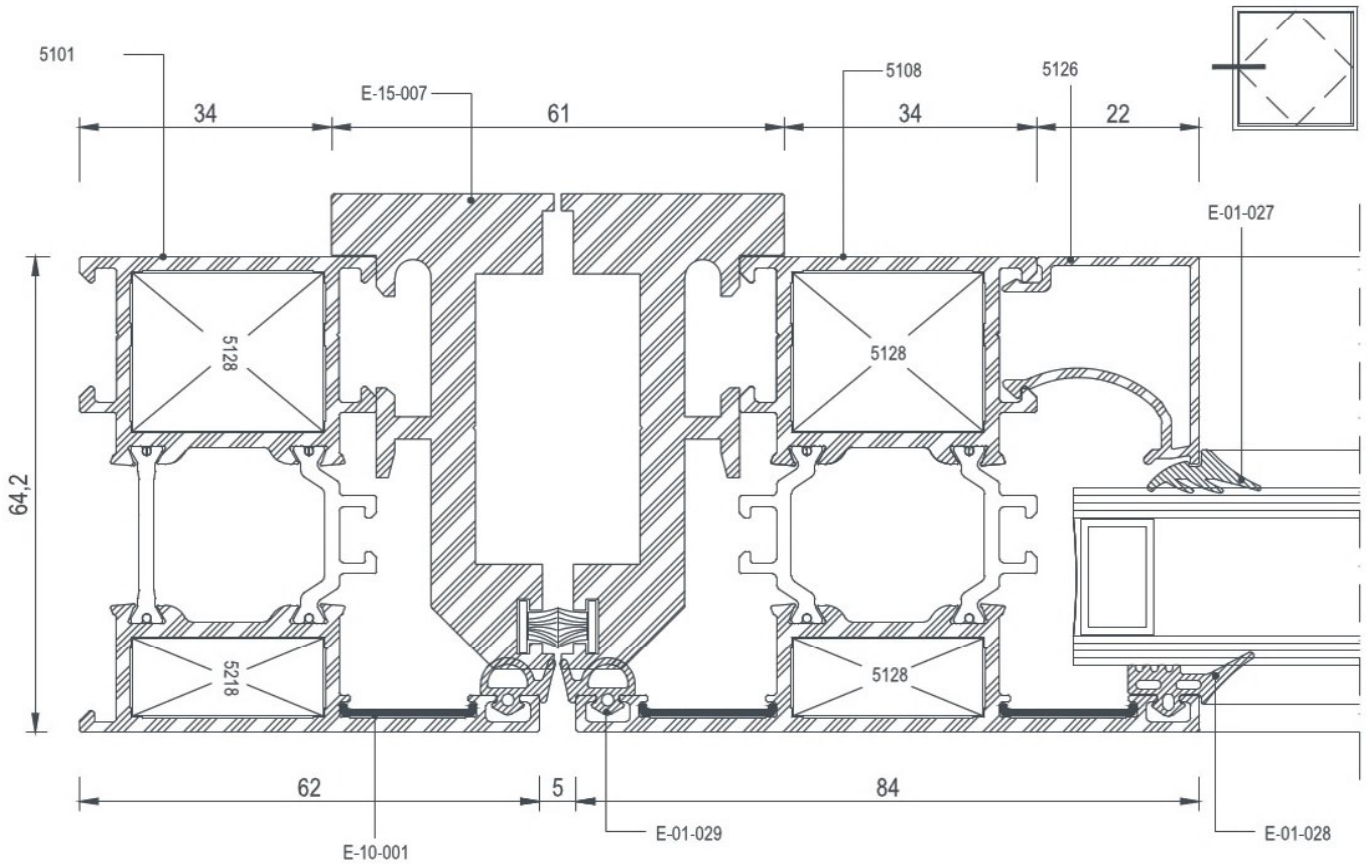
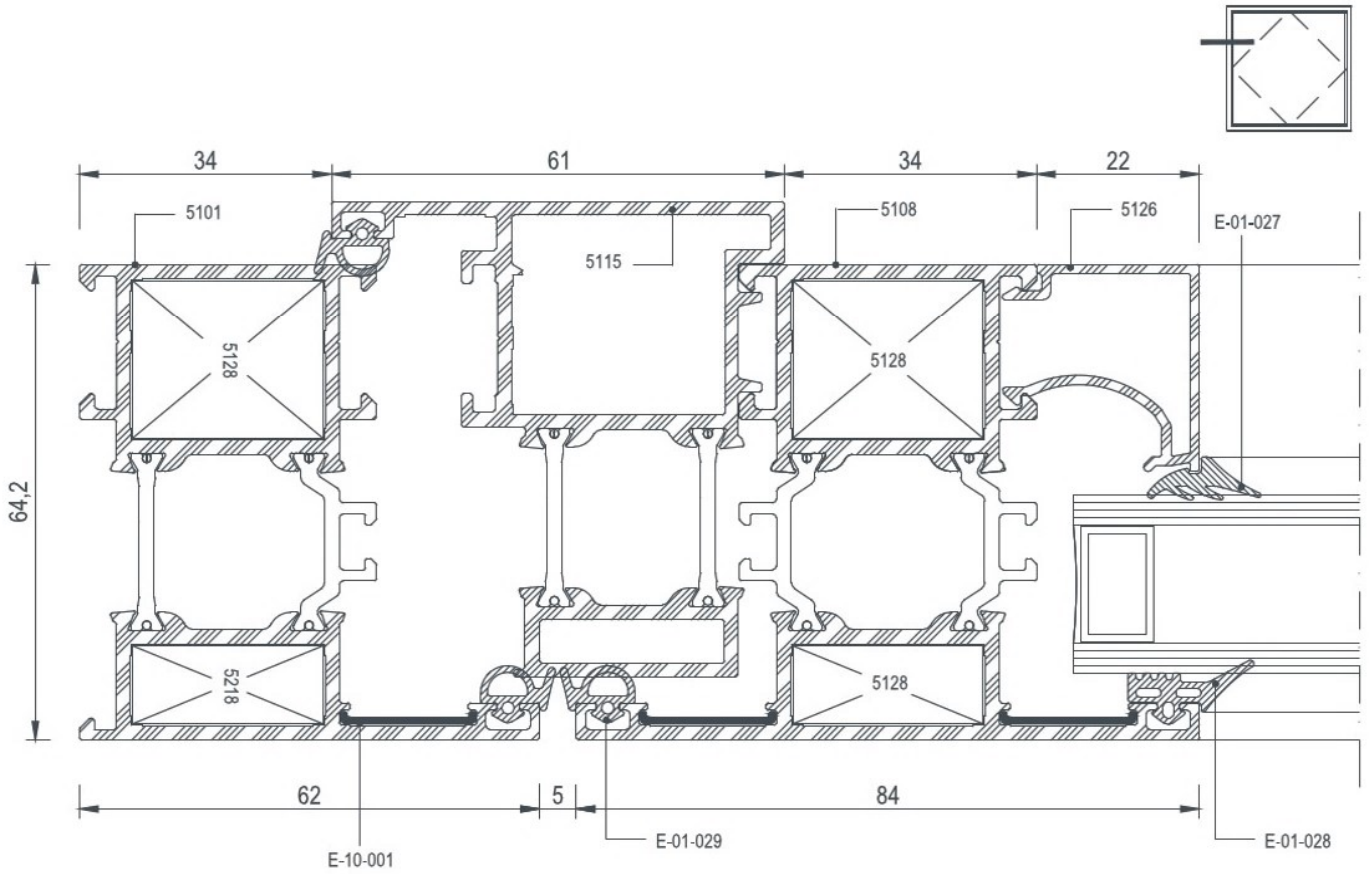


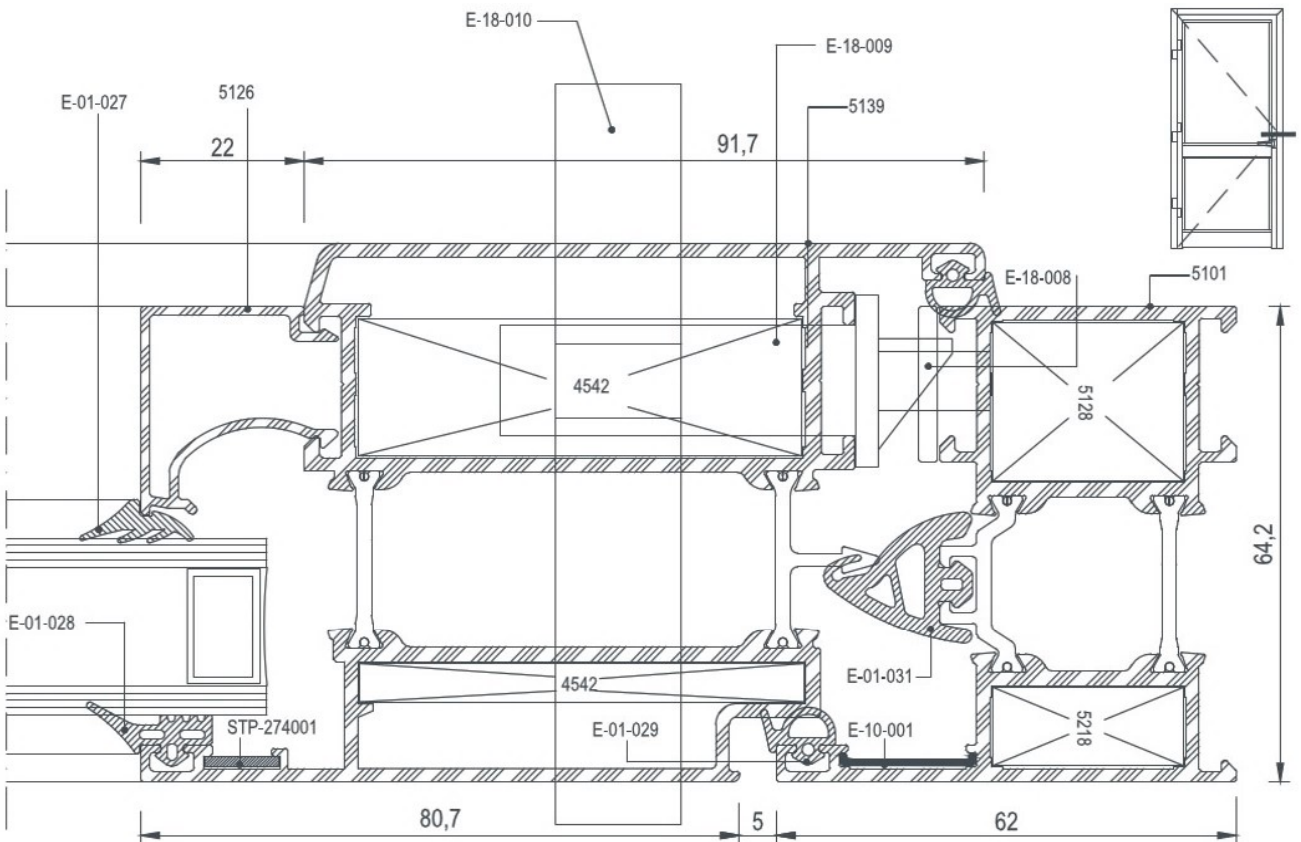
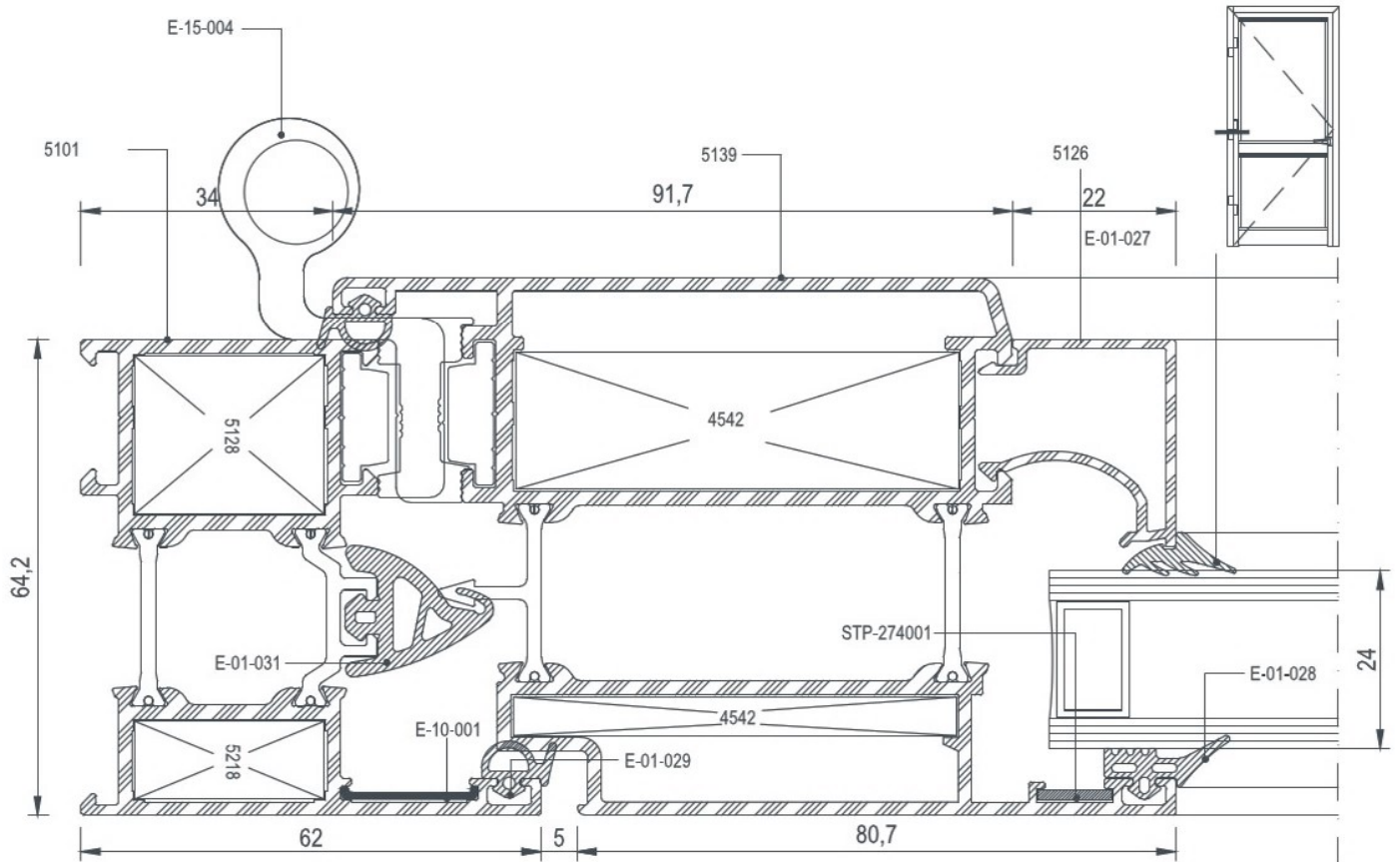


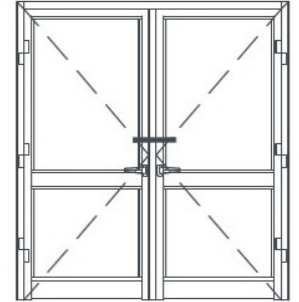
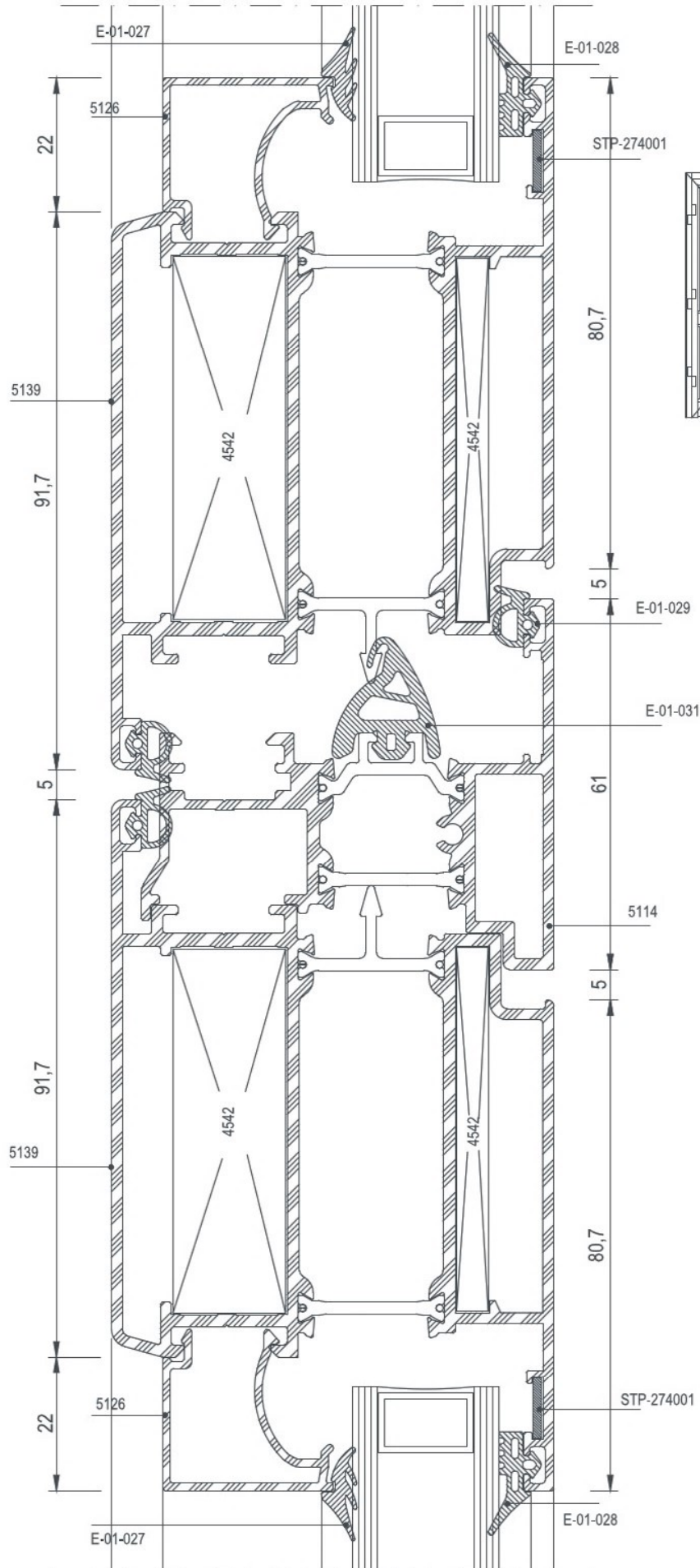


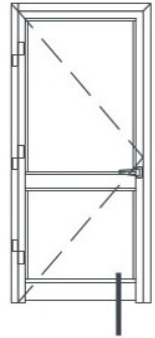
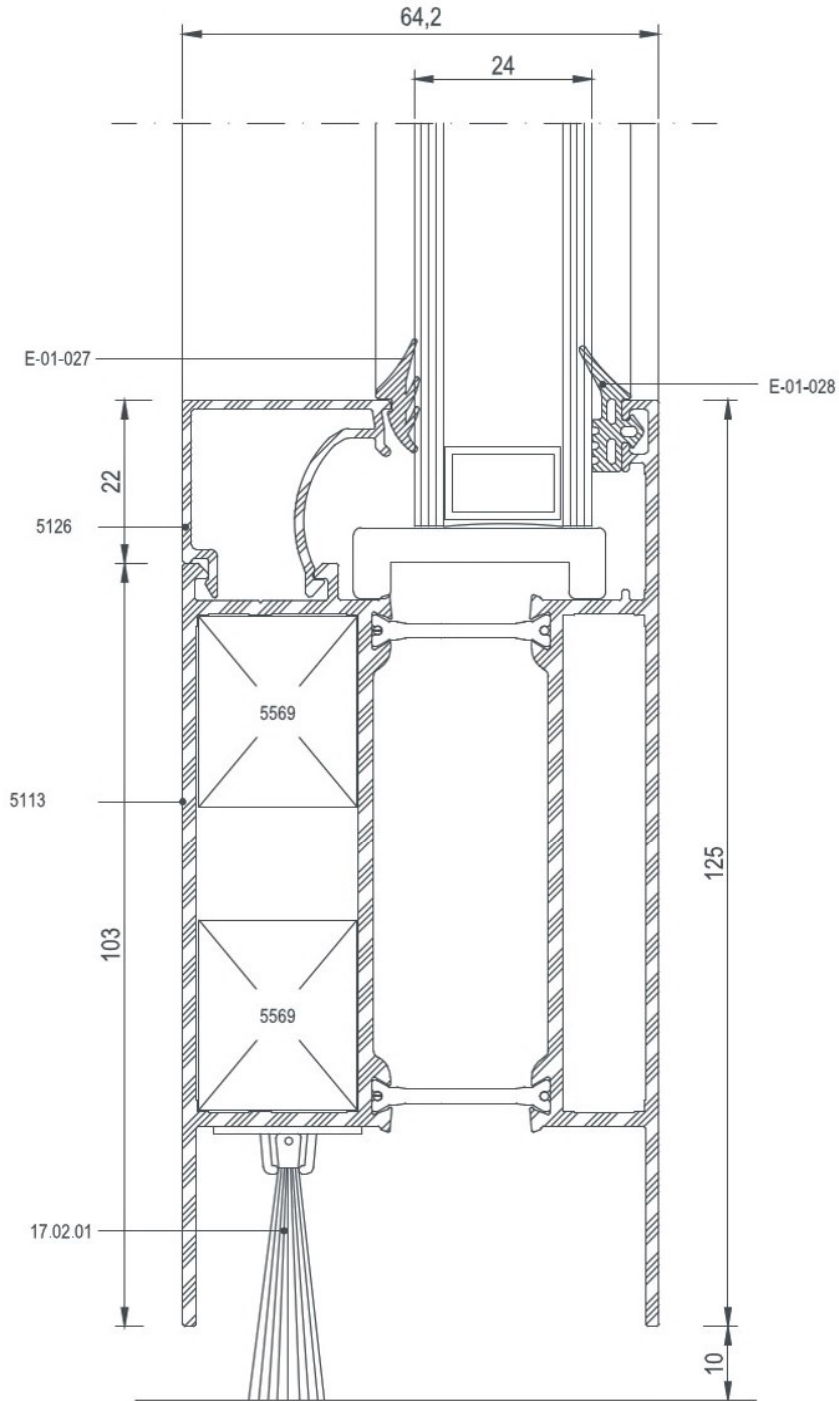


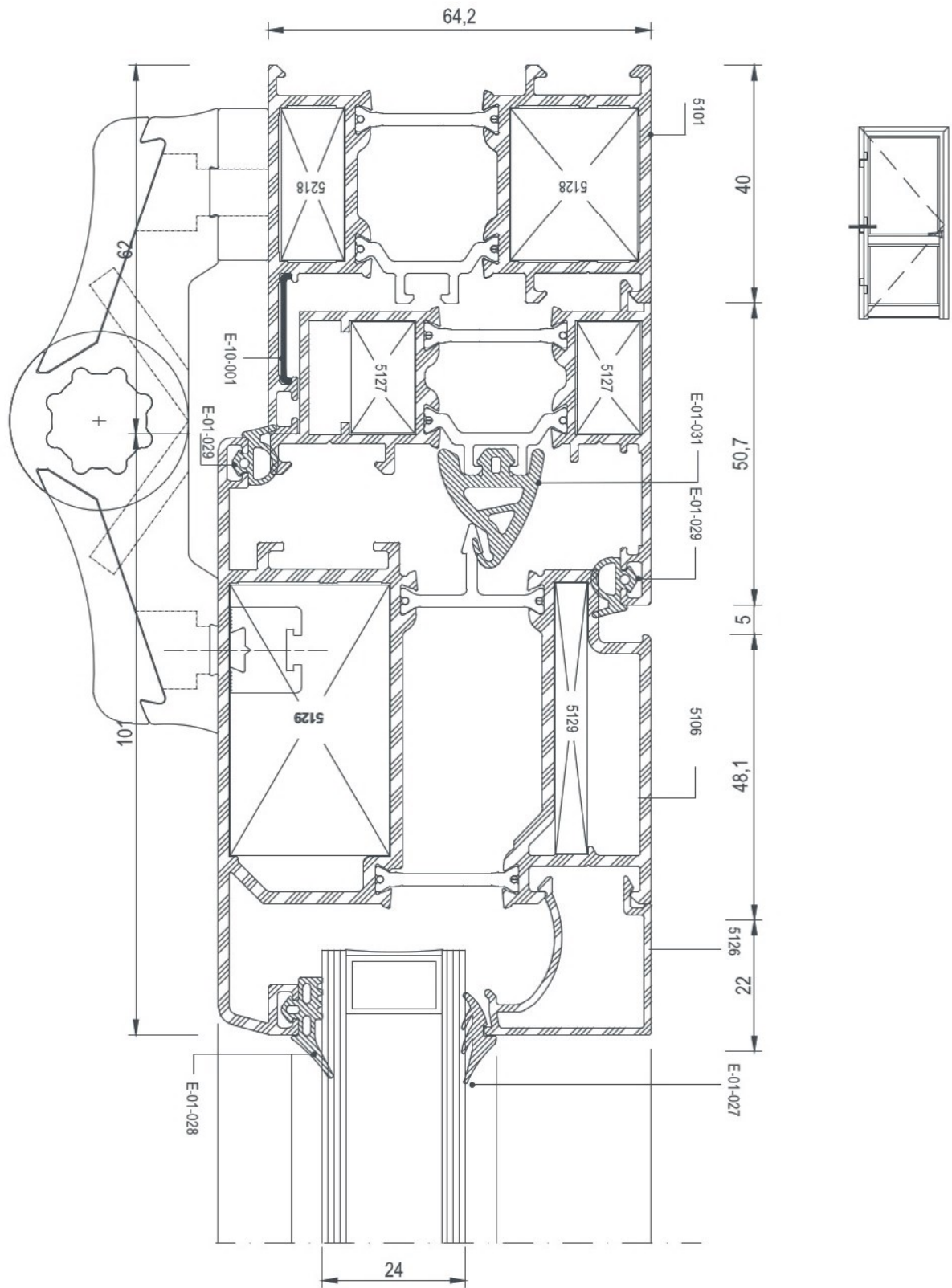


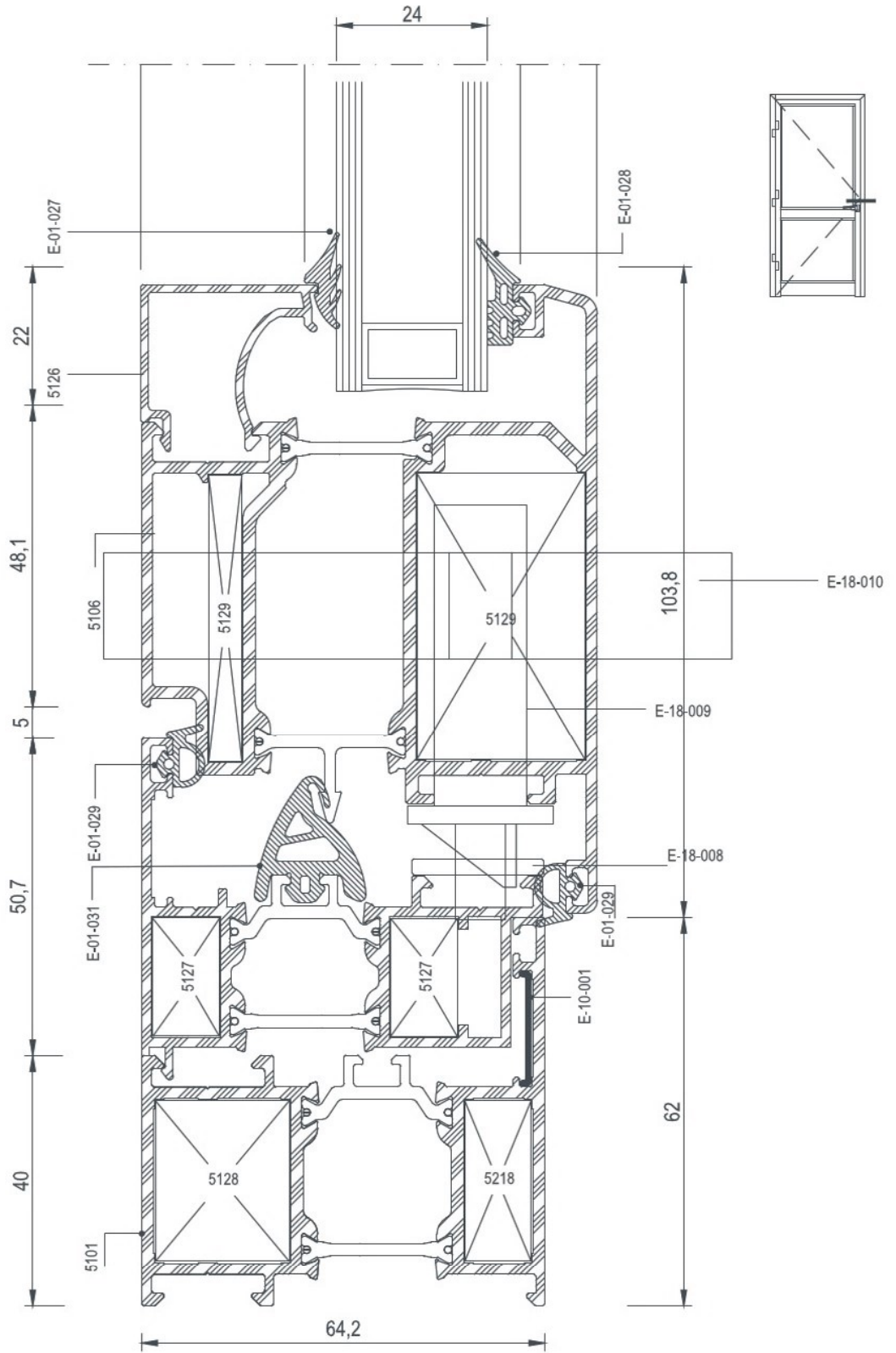


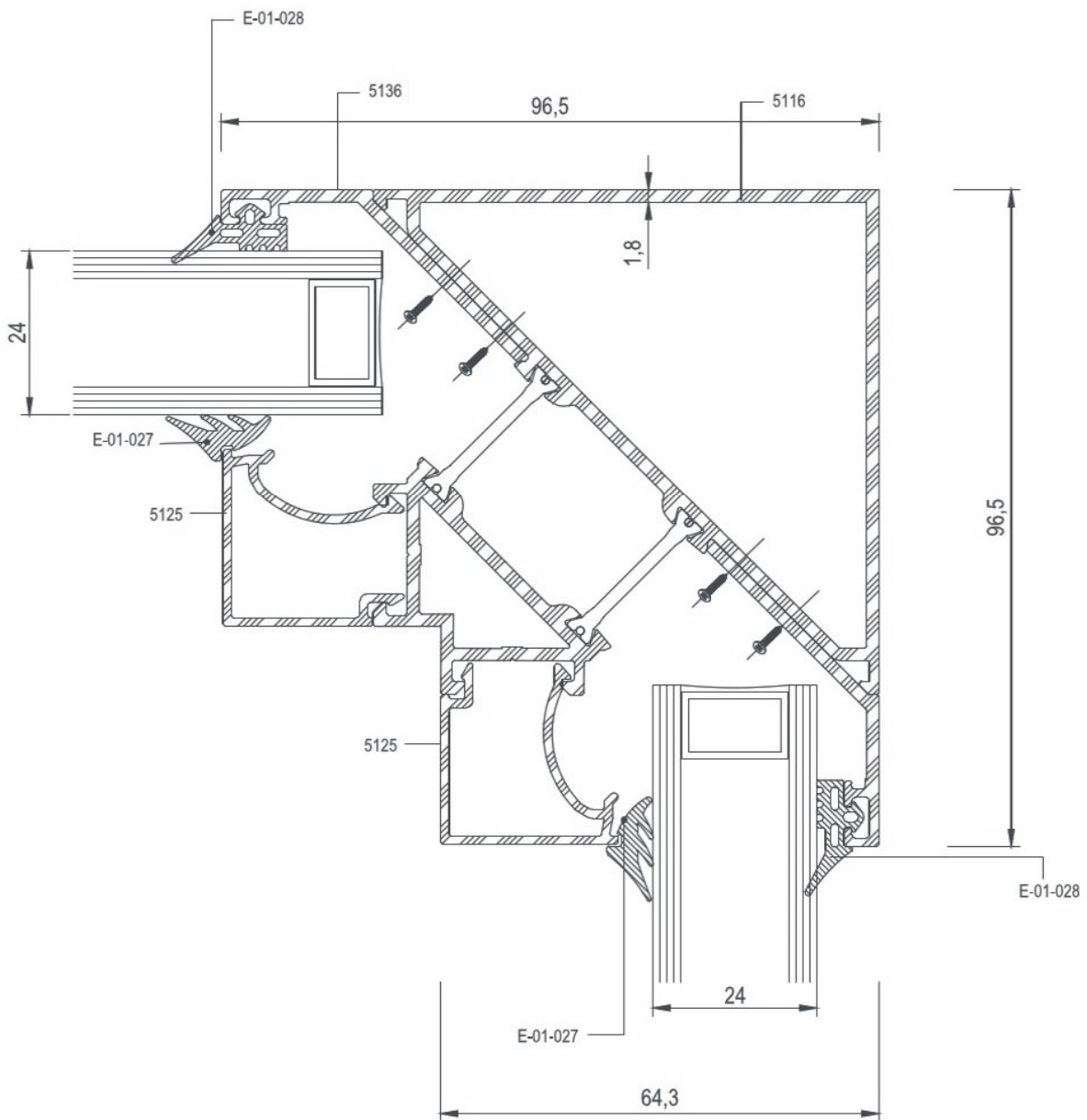
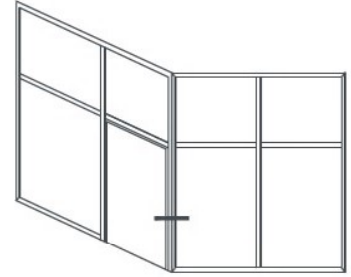


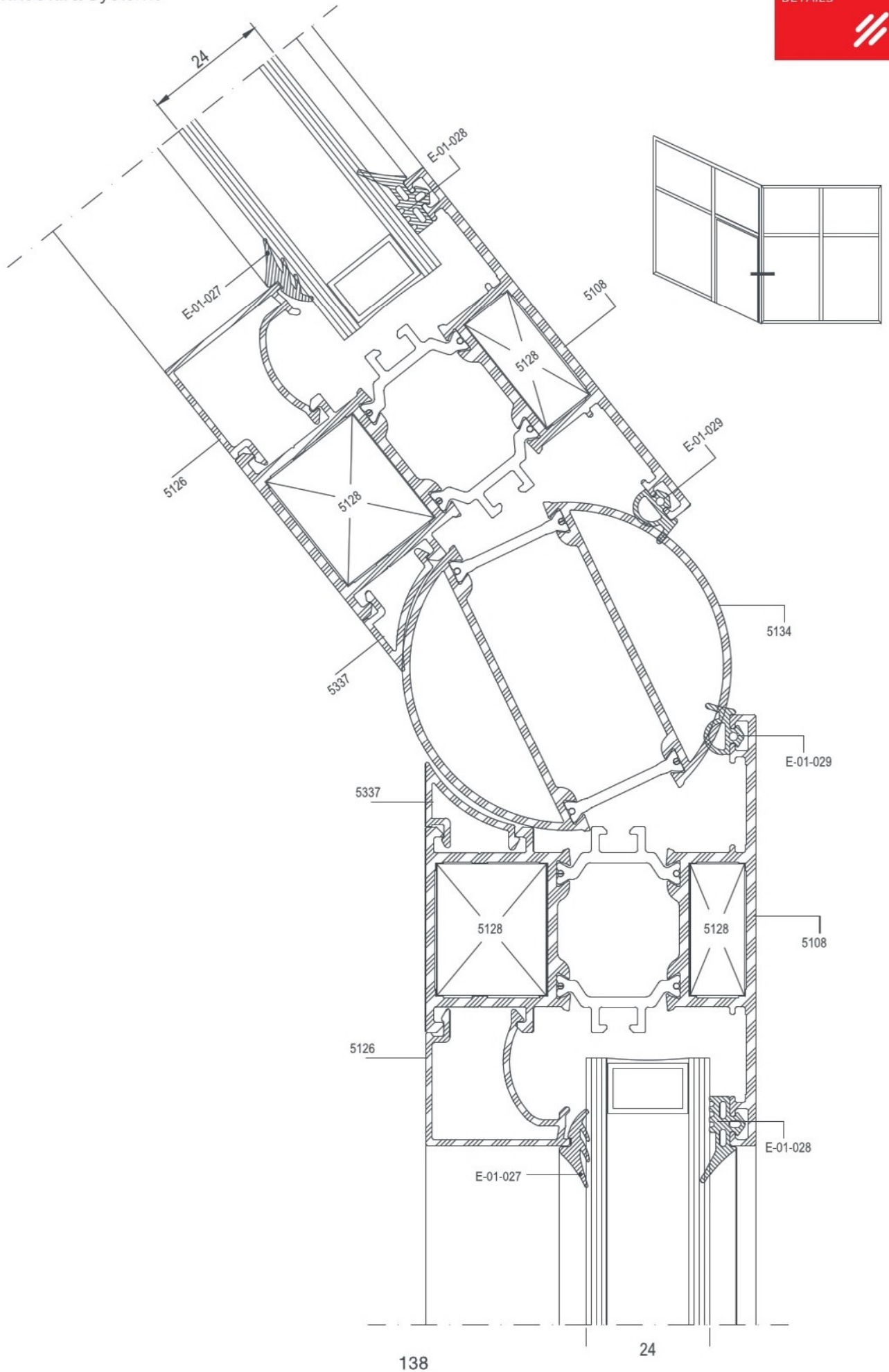


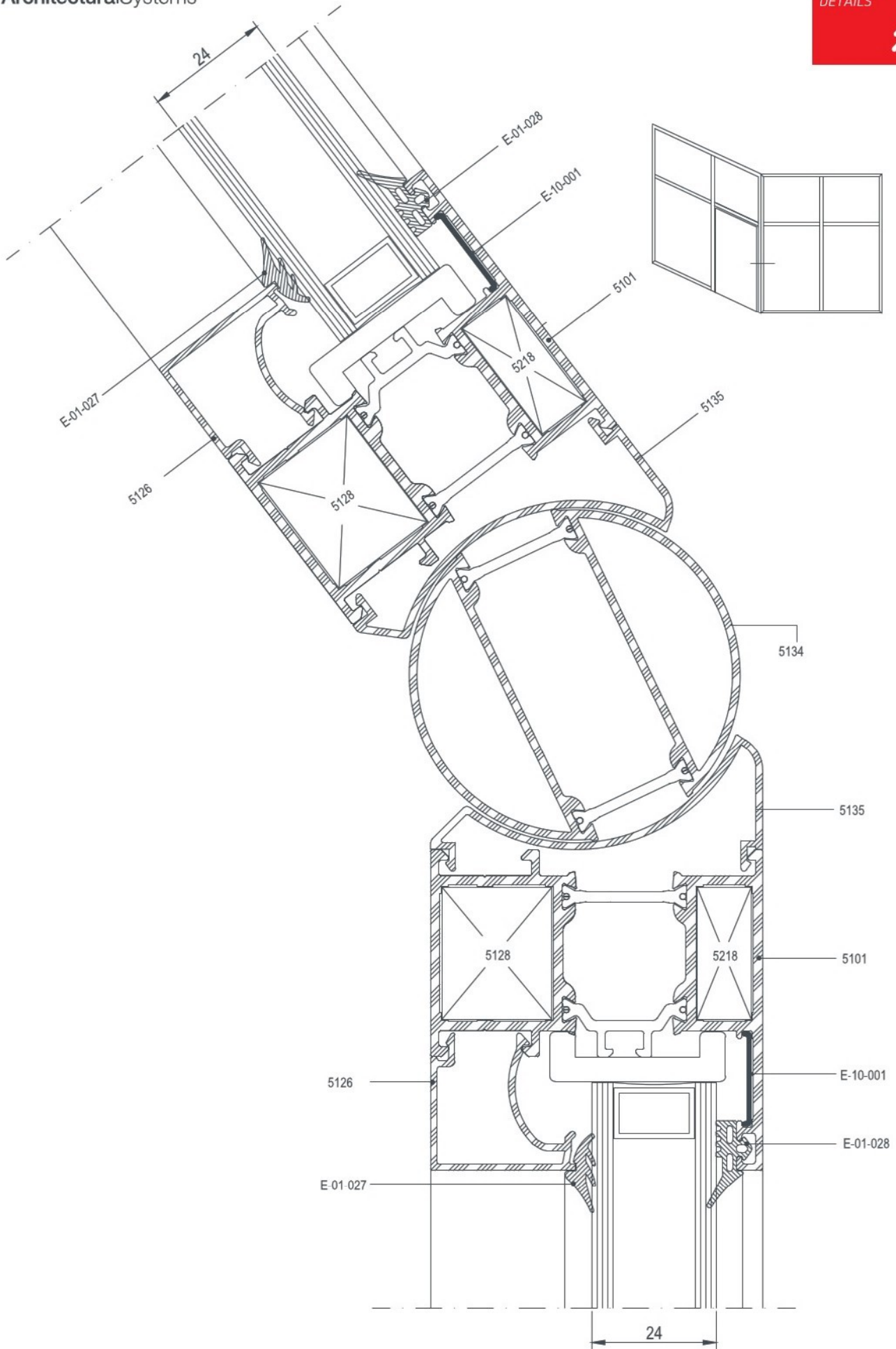












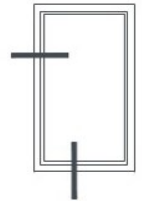
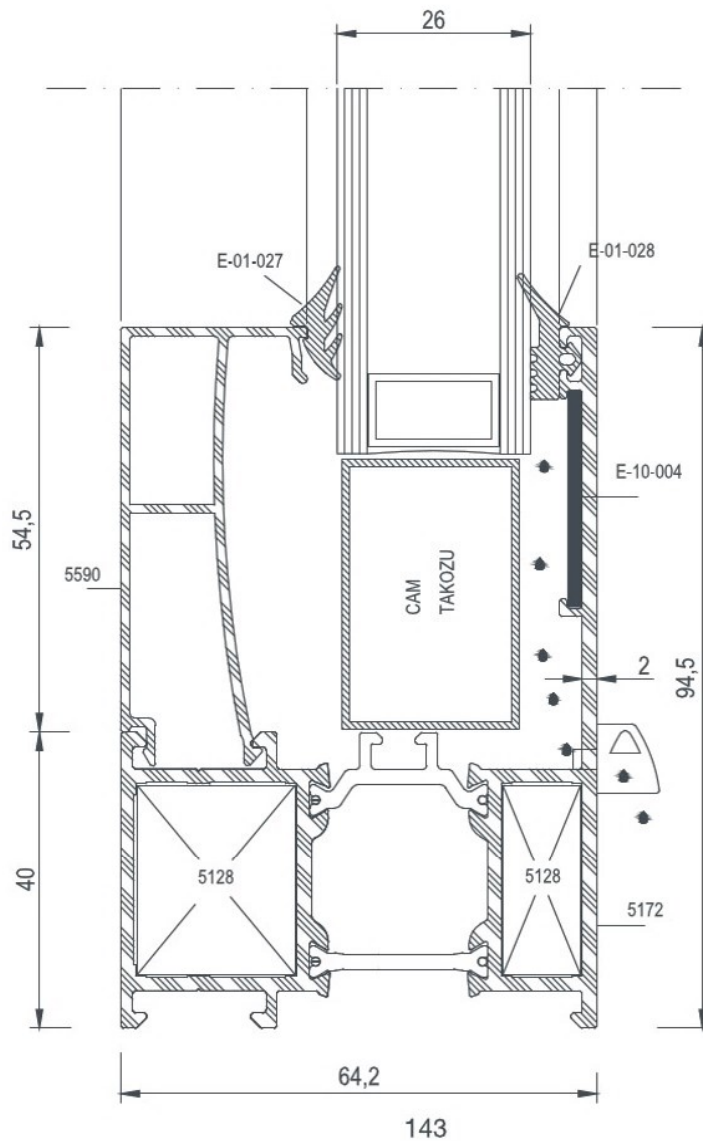
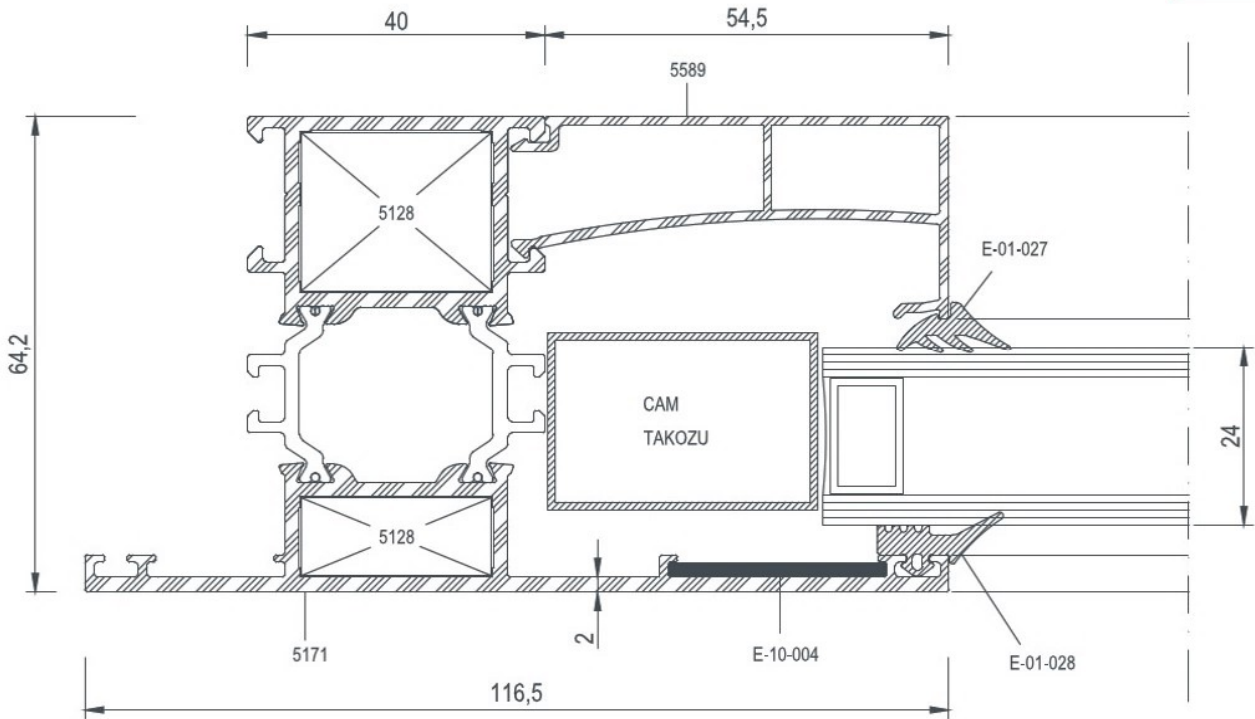


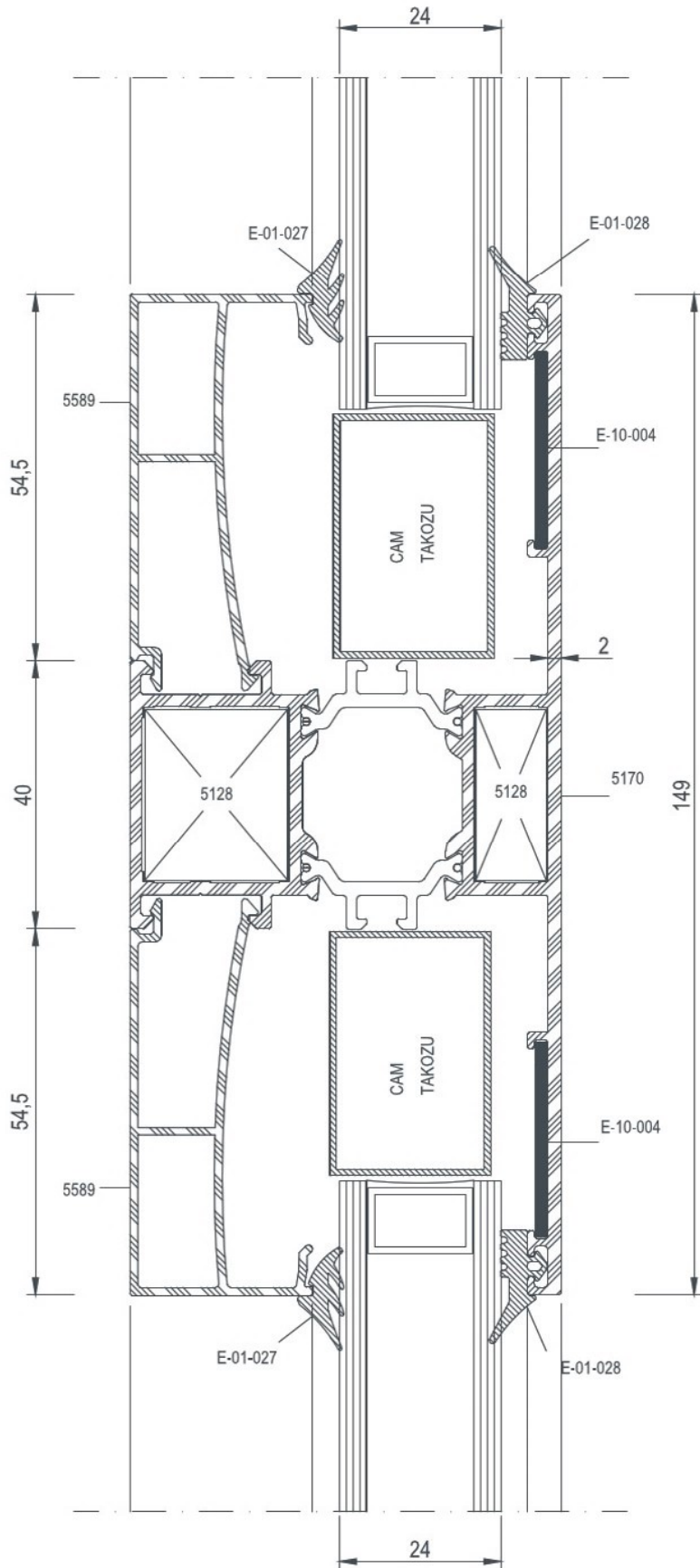
E 64

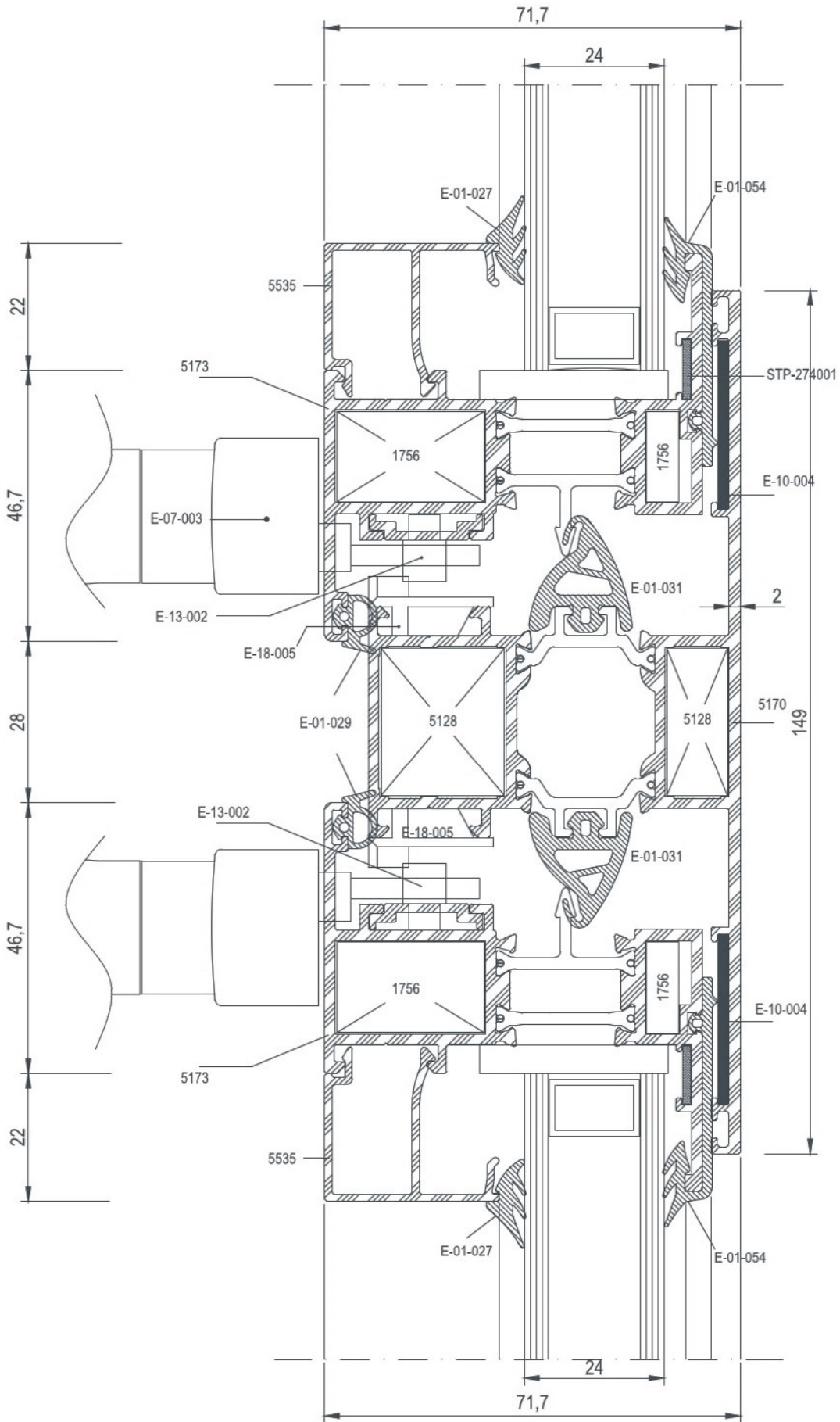
DETAYLAR

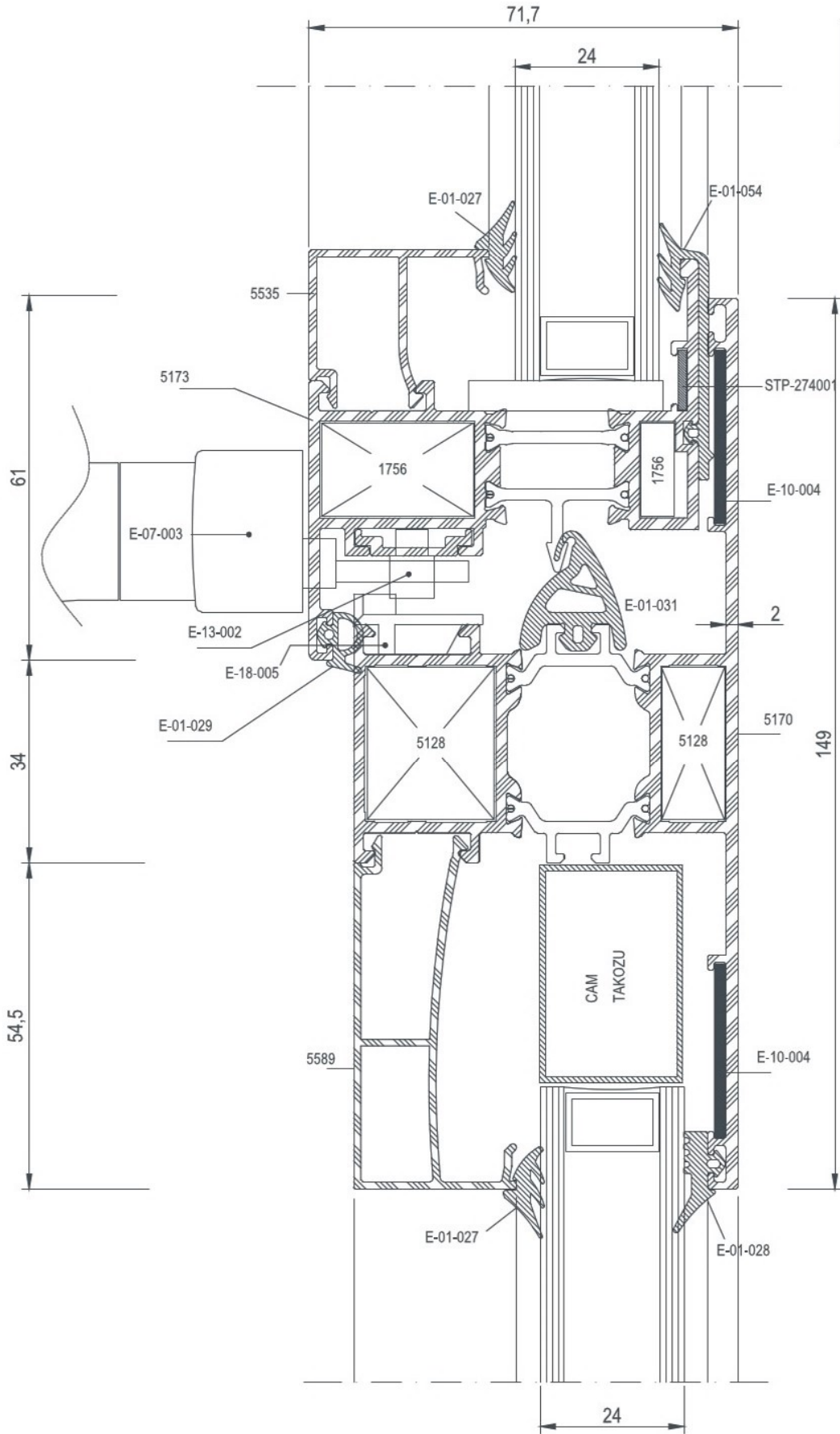
DETAILS

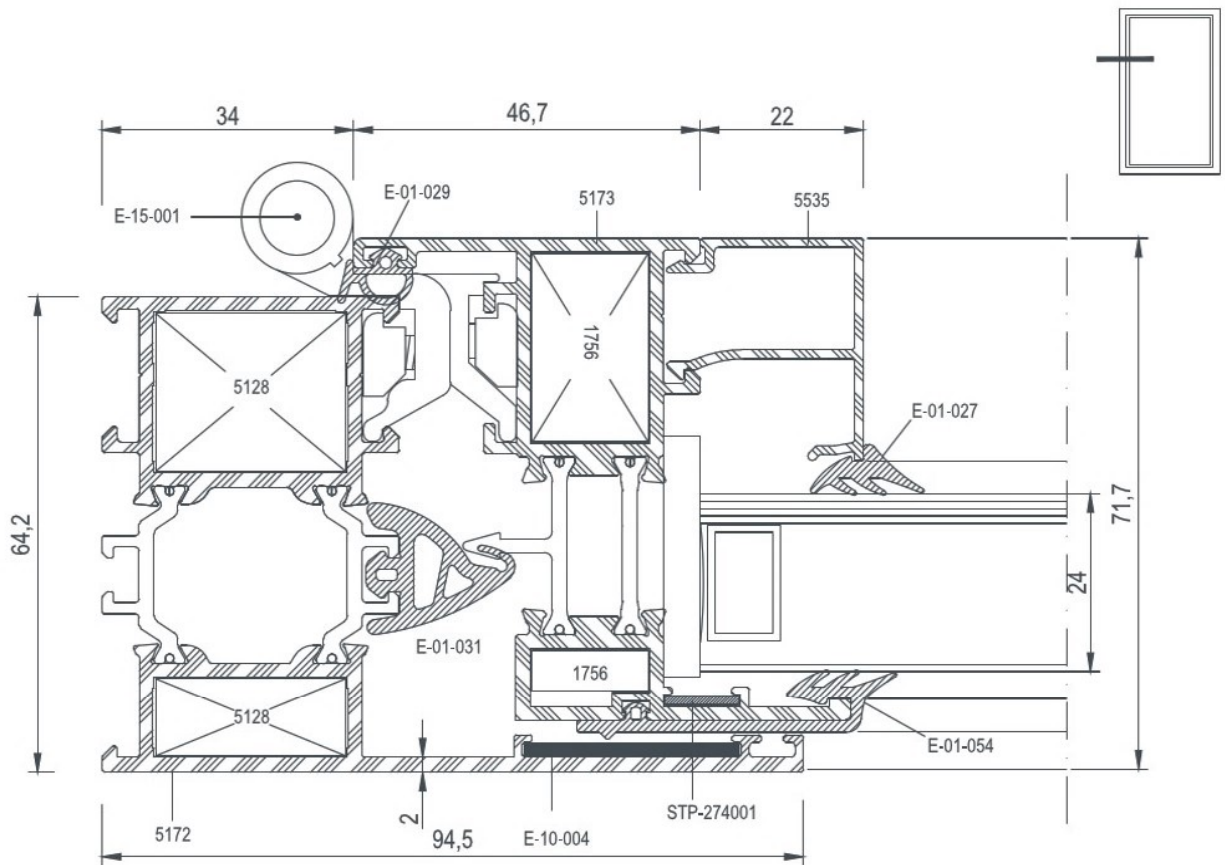
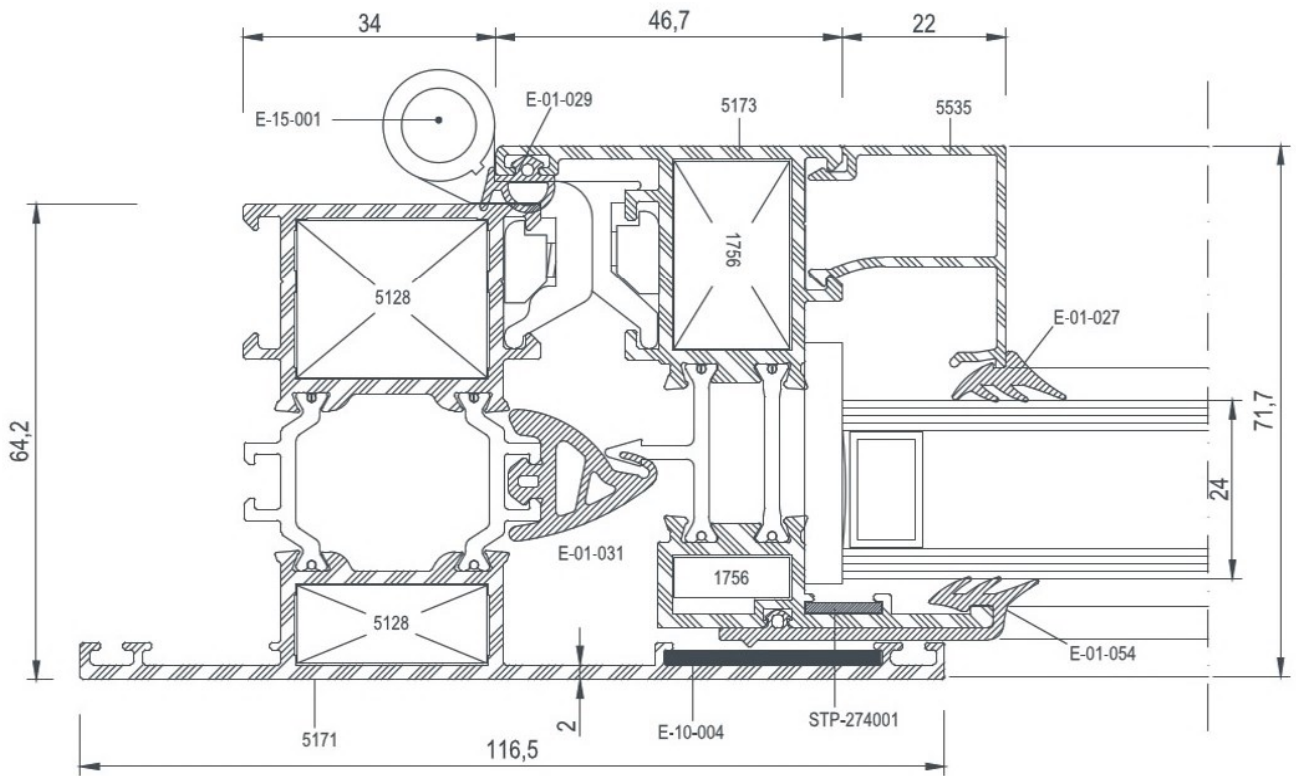
E 64 - 2.0T GİZLİ KANAT PROFİLİ DETAYLARI
E 64 - 2.0T SECRET SASH PROFILE DETAILS








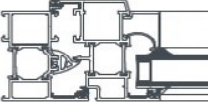
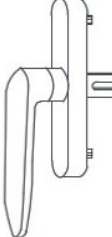
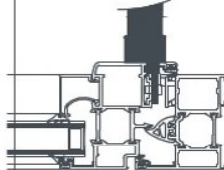


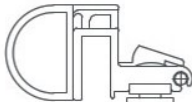
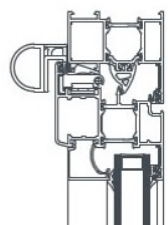

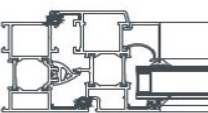
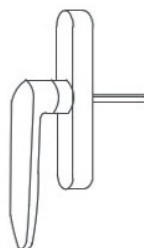
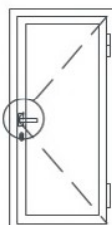

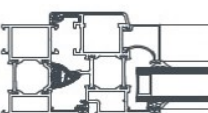
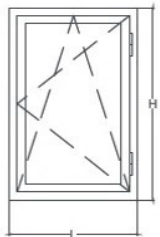
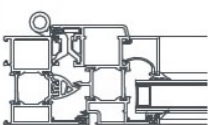

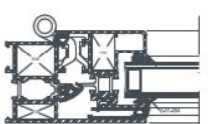

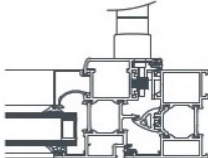


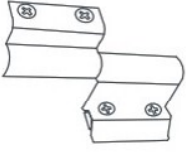
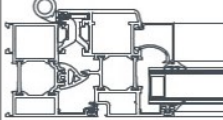

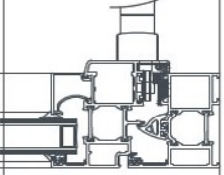

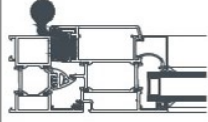
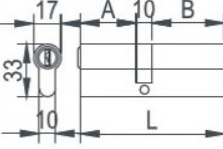
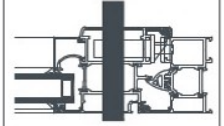
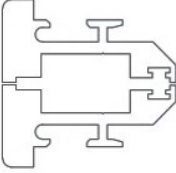
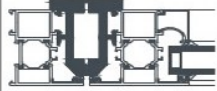
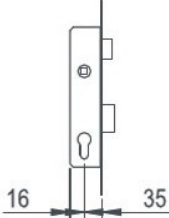
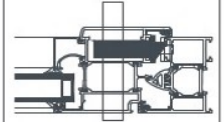
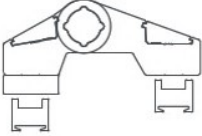
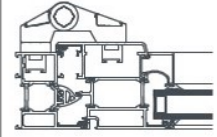

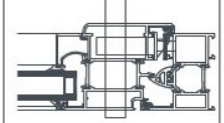

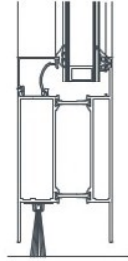




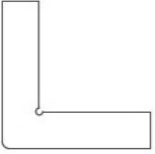
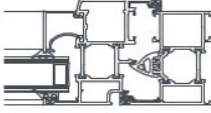
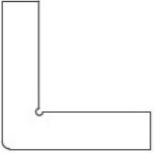

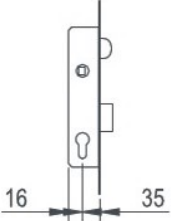
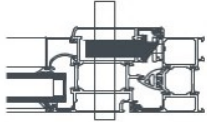

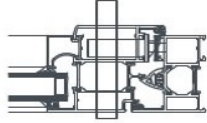


E 64

AKSESUARLAR
ACCESSORIES

	<p>E-01-027</p> <p>3mm iç cam fitili 3mm gasket</p> <p>45 gr/mt</p>			<p>E-07-003</p> <p>İspanyollet Kol Window handle</p>	
	<p>E-01-028</p> <p>Dış cam fitili outside gasket</p> <p>60 gr/mt</p>			<p>E-07-004</p> <p>Vasistas Mandal Vasistas Spring</p>	
	<p>E-01-029</p> <p>Dış Bini Fitili Acoustical Gasket</p> <p>40 gr/mt</p>			<p>E-07-005</p> <p>Kapı Kolu Door Handle</p>	
	<p>E-01-031</p> <p>TozluK Fitili Central gasket</p> <p>183 gr/mt</p>			<p>E-07-006</p> <p>Çift Açılım Mekanizması Tilt and Turn Mechanism</p> <p>L: 570-1000 mm H: 400-1200 mm</p>	
	<p>E-01-054</p> <p>Gizli Kanat Fitili Secret Sash gasket</p> <p>165 gr/mt</p>			<p>E-13-002</p> <p>Tij Pimi Lock Pin</p>	

	E-15-001 Pencere Menteşesi Window Hinge			E-18-005 Ayarlı Pim Karşılığı Lock Plate							
	E-15-004 Kapı Menteşesi Door Hinge		 <table border="1" data-bbox="865 974 997 1025"> <thead> <tr> <th>A</th> <th>B</th> <th>L</th> </tr> </thead> <tbody> <tr> <td>35</td> <td>55</td> <td>90</td> </tr> </tbody> </table>	A	B	L	35	55	90	E-18-010 Barel Cylinder	
A	B	L									
35	55	90									
	E-15-007 Pivot Menteşe Pivot Hinge			E-18-009 Dilli Kilit Mortise Lock							
	E-15-006 Kapı Menteşesi Door Hinge			E-18-008 Dilli Kilit Karşılığı Forend							
	E-17-003 Kapı Altı Fırçası Brush 1 Mt			E-23-002 Vasistas Makas Vasistas Accessory							

	<p>E-10-001 Köşe Çavuşu Corner joint</p>				
	<p>STP-274001 Köşe Çavuşu Corner joint</p>				
	<p>E-18-009-1 Makaralı Kilit Roller Lock</p>				
	<p>E-18-008-1 Makaralı Kilit Karşılığı Roller Lock Forend</p>				



E 74 - 1.5 - 1.8T - 2.0T
YALITIMLI PENCERE VE KAPI SİSTEMLERİ

E 74 - 1.5 - 1.8T - 2.0T
INSULATED WINDOWS & DOORS SYSTEMS



E 74



COD Code	PROFİL KESİTİ Profile View	PROFİL AÇIKLAMASI Profile Description	AGIRLIK (kg/m) Weight	Jxx cm ⁴	Jyy cm ⁴	Wxx cm ³	Wyy cm ³
5650		KASA PROFİLİ FRAME PROFILE	1,257	29,40	3,62	7,02	1,35
5500		KASA PROFİLİ FRAME PROFILE	1,318	31,60	3,73	7,55	1,40
5651		KASA PROFİLİ FRAME PROFILE	1,573	37,93	10,10	8,72	3,05
5501		KASA PROFİLİ FRAME PROFILE	1,658	41,20	10,55	9,50	3,20
5668		KASA PROFİLİ FRAME PROFILE	1,717	43,40	10,88	10,01	3,28
5669		KASA PROFİLİ FRAME PROFILE	1,846	59,45	14,16	11,22	4,30
5580		KASA PROFİLİ FRAME PROFILE	2,225	76,00	34,62	13,45	7,41
5652		KASA PROFİLİ FRAME PROFILE	1,953	49,52	26,62	10,34	6,42
5502		KASA PROFİLİ FRAME PROFILE	2,070	54,33	28,10	11,43	6,80
5653		KANAT PROFİLİ SASH PROFILE	1,534	44,41	4,04	8,68	1,83
5503		KANAT PROFİLİ SASH PROFILE	1,628	48,33	4,25	9,37	1,90



COD Code	PROFİL KESİTİ Profile View	PROFİL AÇIKLAMASI Profile Description	AGIRLIK (kg/m) Weight	Jxx cm4	Jyy cm4	Wxx cm3	Wyy cm3
5654		KANAT PROFİLİ SASH PROFILE	1,837	56,15	11,88	10,65	4,34
5504		KANAT PROFİLİ SASH PROFILE	1,966	61,76	12,93	11,77	4,73
5670		KANAT PROFİLİ SASH PROFILE	2,010	64,77	12,36	12,02	4,57
5655		PVC KANALLI PENCERE KANADI PVC CHANNEL SASH PROFILE	1,777	53,66	9,84	10,05	3,62
5656		PVC KANALLI PENCERE KANADI PVC CHANNEL SASH PROFILE	2,246	75,82	27,31	12,75	6,96
5556		PVC KANALLI PENCERE KANADI PVC CHANNEL SASH PROFILE	2,187	71,32	18,76	12,84	5,90
5671		PVC KANALLI PENCERE KANADI PVC CHANNEL SASH PROFILE	2,041	67,61	12,77	12,74	4,46
5557		PVC KANALLI PENCERE KANADI PVC CHANNEL SASH PROFILE	2,755	99,70	51,04	15,06	10,55
5657		İÇE AÇILIR KAPI KANAT PRF. INNER OPENING DOOR SASH PROFILE	2,515	90,08	48,00	13,32	9,36
5558		İÇE AÇILIR KAPI KANAT PRF. INNER OPENING DOOR SASH PROFILE	2,680	97,83	52,43	14,60	9,36
5672		İÇE AÇILIR KAPI KANAT PRF. INNER OPENING DOOR SASH PROFILE	2,759	104,17	52,28	15,60	10,60



COD Code	PROFİL KESİTİ Profile View	PROFİL AÇIKLAMASI Profile Description	AGIRLIK (kg/m) Weight	Jxx cm ⁴	Jyy cm ⁴	Wxx cm ³	Wyy cm ³
5658		DIŞA AÇILIR KAPI KANAT PRF. OUTWARD OPENING DOOR SASH PROFILE	2,308	64,87	44,36	13,74	8,79
5506		DIŞA AÇILIR KAPI KANAT PRF. OUTWARD OPENING DOOR SASH PROFILE	2,490	72,70	48,31	15,42	9,51
5659		ORTA KAYIT PROFİLİ MULLION PROFILE	1,403	33,31	7,63	7,60	2,21
5507		ORTA KAYIT PROFİLİ MULLION PROFILE	1,472	35,71	7,96	8,15	2,30
5660		ORTA KAYIT PROFİLİ MULLION PROFILE	1,716	41,62	16,53	9,67	3,93
5508		ORTA KAYIT PROFİLİ MULLION PROFILE	1,812	45,21	17,37	10,51	4,13
5673		ORTA KAYIT PROFİLİ MULLION PROFILE	1,881	66,56	22,18	16,43	5,28
5662		VİDALI ORTA KAYIT PROFİLİ SCREW MULLION PROFILE	1,795	44,48	16,90	10,74	4,02
5510		VİDALI ORTA KAYIT PROFİLİ SCREW MULLION PROFILE	1,885	52,30	37,77	12,31	7,26
5661		ORTA KAYIT PROFİLİ MULLION PROFILE	2,098	52,30	37,77	12,31	7,26
5509		ORTA KAYIT PROFİLİ MULLION PROFILE	2,224	57,40	39,90	13,56	7,67



COD Code	PROFİL KESİTİ Profile View	PROFİL AÇIKLAMASI Profile Description	AGIRLIK (kg/m) Weight	Jxx cm4	Jyy cm4	Wxx cm3	Wyy cm3
5663		TAKV.ORTA KAYIT PROFİLİ SUPPORTED MULLION PROFILE	2,316	110,91	26,66	17,83	6,34
5511		TAKV.ORTA KAYIT PROFİLİ SUPPORTED MULLION PROFILE	2,526	125,24	29,33	19,73	6,98
5664		TAKV.ORTA KAYIT PROFİLİ SUPPORTED MULLION PROFILE	2,509	160,67	24,50	7,60	2,21
5512		TAKV.ORTA KAYIT PROFİLİ SUPPORTED MULLION PROFILE	2,728	177,13	26,77	21,14	6,37
5665		ETEK PROFİLİ KICK PROFILE	2,478	81,00	62,22	11,00	10,46
5513		ETEK PROFİLİ KICK PROFILE	2,669	89,43	69,49	12,22	11,41
5673		ETEK PROFİLİ KICK PROFILE	2,834	95,24	74,43	13,07	12,10
5666		ÇİFT KANAT ADAPTÖR PROF. DOUBLE SASH ADAPTER PROFILE	1,472	33,31	7,63	7,11	2,22
5514		ÇİFT KANAT ADAPTÖR PROF. DOUBLE SASH ADAPTER PROFILE	1,549	35,02	8,18	7,30	2,34
5667		PİVOT ADAPTÖR PROFİLİ PIVOTING ADAPTER PROFILE	1,516	34,33	9,42	7,50	3,08
5515		PİVOT ADAPTÖR PROFİLİ PIVOTING ADAPTER PROFILE	1,625	37,84	10,37	8,28	3,31



COD Code	PROFİL KESİTİ Profile View	PROFİL AÇIKLAMASI Profile Description	AGIRLIK (kg/m) Weight	Jxx cm4	Jyy cm4	Wxx cm3	Wyy cm3
5558		DIŞA AÇILIR KAPI ADAPTÖRÜ OUTWARD OPENING DOOR ADAPTER	1,288	27,10	5,46	6,53	1,84
5516		KÖŞE DÖNÜŞ PROFİLİ CORNER PROFILE	2,151	61,14	40,77	10,82	7,78
5117		TİJ PROFİLİ SASH PROFILE	0,105	----	----	----	----
5560		KÖŞE DÖNÜŞ PROFİLİ CORNER PROFILE	1,674	25,92	25,21	7,00	7,10
5337		ADAPTÖR PROFİLİ ADAPTER PROFILE	0,151	----	----	----	----
5559		ADAPTÖR PROFİLİ ADAPTER PROFILE	0,324	3,28	0,16	1,07	0,20
5561		ADAPTÖR PROFİLİ ADAPTER PROFILE	0,471	11,47	0,56	2,67	0,37
5572		TİJ PROFİLİ SASH PROFILE	0,100	----	----	----	----
5118		CAM ÇITASI PROFİLİ GLAZING BEAD	0,249	----	----	----	----
5119		CAM ÇITASI PROFİLİ GLAZING BEAD	0,251	----	----	----	----
5120		CAM ÇITASI PROFİLİ GLAZING BEAD	0,255	----	----	----	----



COD Code	PROFİL KESİTİ Profile View	PROFİL AÇIKLAMASI Profile Description	AGIRLIK (kg/m) Weight	Jxx cm4	Jyy cm4	Wxx cm3	Wyy cm3
5121		CAM ÇITASI PROFİLİ GLAZING BEAD	0,260	----	----	----	----
5122		CAM ÇITASI PROFİLİ GLAZING BEAD	0,267	----	----	----	----
5123		CAM ÇITASI PROFİLİ GLAZING BEAD	0,274	----	----	----	----
5124		CAM ÇITASI PROFİLİ GLAZING BEAD	0,281	----	----	----	----
5125		CAM ÇITASI PROFİLİ GLAZING BEAD	0,292	----	----	----	----
5526		CAM ÇITASI PROFİLİ GLAZING BEAD	0,308	----	----	----	----
5535		CAM ÇITASI PROFİLİ GLAZING BEAD	0,305	----	----	----	----
5536		CAM ÇITASI PROFİLİ GLAZING BEAD	0,312	----	----	----	----
5537		CAM ÇITASI PROFİLİ GLAZING BEAD	0,318	----	----	----	----
5538		CAM ÇITASI PROFİLİ GLAZING BEAD	0,325	----	----	----	----
5539		CAM ÇITASI PROFİLİ GLAZING BEAD	0,331	----	----	----	----



COD Code	PROFİL KESİTİ Profile View	PROFİL AÇIKLAMASI Profile Description	AGIRLIK (kg/m) Weight	Jxx cm4	Jyy cm4	Wxx cm3	Wyy cm3
5674		ORTA KAYIT PROFİLİ MULLION PROFILE	2,223	72,89	56,06	9,78	11,33
5675		ORTA KAYIT PROFİLİ MULLION PROFILE	2,038	59,36	35,46	9,81	6,39
5676		KASA PROFİLİ FRAME PROFILE	1,873	59,27	22,18	9,84	5,33
5677		KANAT PROFİLİ SASH PROFILE	1,570	40,24	5,84	8,83	2,31
5587		CAM ÇITASI PROFİLİ GLAZING BEAD	0,510	6,36	0,82	1,97	0,75
5588		CAM ÇITASI PROFİLİ GLAZING BEAD	0,521	6,63	1,05	2,00	0,90
5589		CAM ÇITASI PROFİLİ GLAZING BEAD	0,548	7,30	1,18	2,11	0,73
5590		CAM ÇITASI PROFİLİ GLAZING BEAD	0,542	7,13	1,08	2,08	0,73
5591		CAM ÇITASI PROFİLİ GLAZING BEAD	0,534	6,97	1,00	2,06	0,74
5592		CAM ÇITASI PROFİLİ GLAZING BEAD	0,554	7,47	1,30	2,14	0,74
5593		CAM ÇITASI PROFİLİ GLAZING BEAD	0,560	7,65	1,41	2,17	0,76



COD Code	PROFİL KESİTİ Profile View	PROFİL AÇIKLAMASI Profile Description	AGIRLIK (kg/m) Weight	Jxx cm4	Jyy cm4	Wxx cm3	Wyy cm3
5594		CAM ÇITASI PROFİLİ GLAZING BEAD	0,567	7,83	1,55	2,20	0,78
5595		CAM ÇITASI PROFİLİ GLAZING BEAD	0,573	8,02	1,70	2,23	0,81
1756		KÖŞE TAKOZ PROFİLİ CORNER JOINT	2,474	----	----	----	----
1885		KÖŞE TAKOZ PROFİLİ CORNER JOINT	4,471	----	----	----	----
4550		KÖŞE TAKOZ PROFİLİ CORNER JOINT	3,581	----	----	----	----
5127		KÖŞE TAKOZ PROFİLİ CORNER JOINT	3,484	----	----	----	----
5128		KÖŞE TAKOZ PROFİLİ CORNER JOINT	3,652	----	----	----	----
5129		KÖŞE TAKOZ PROFİLİ CORNER JOINT	4,618	----	----	----	----
4542		KÖŞE TAKOZ PROFİLİ CORNER JOINT	5,381	----	----	----	----
5570		" U " BAĞ. PROFİLİ " U " LINKING PROFILE	0,393	----	----	----	----
5569		" U " BAĞ. PROFİLİ " U " LINKING PROFILE	0,555	----	----	----	----



E 74

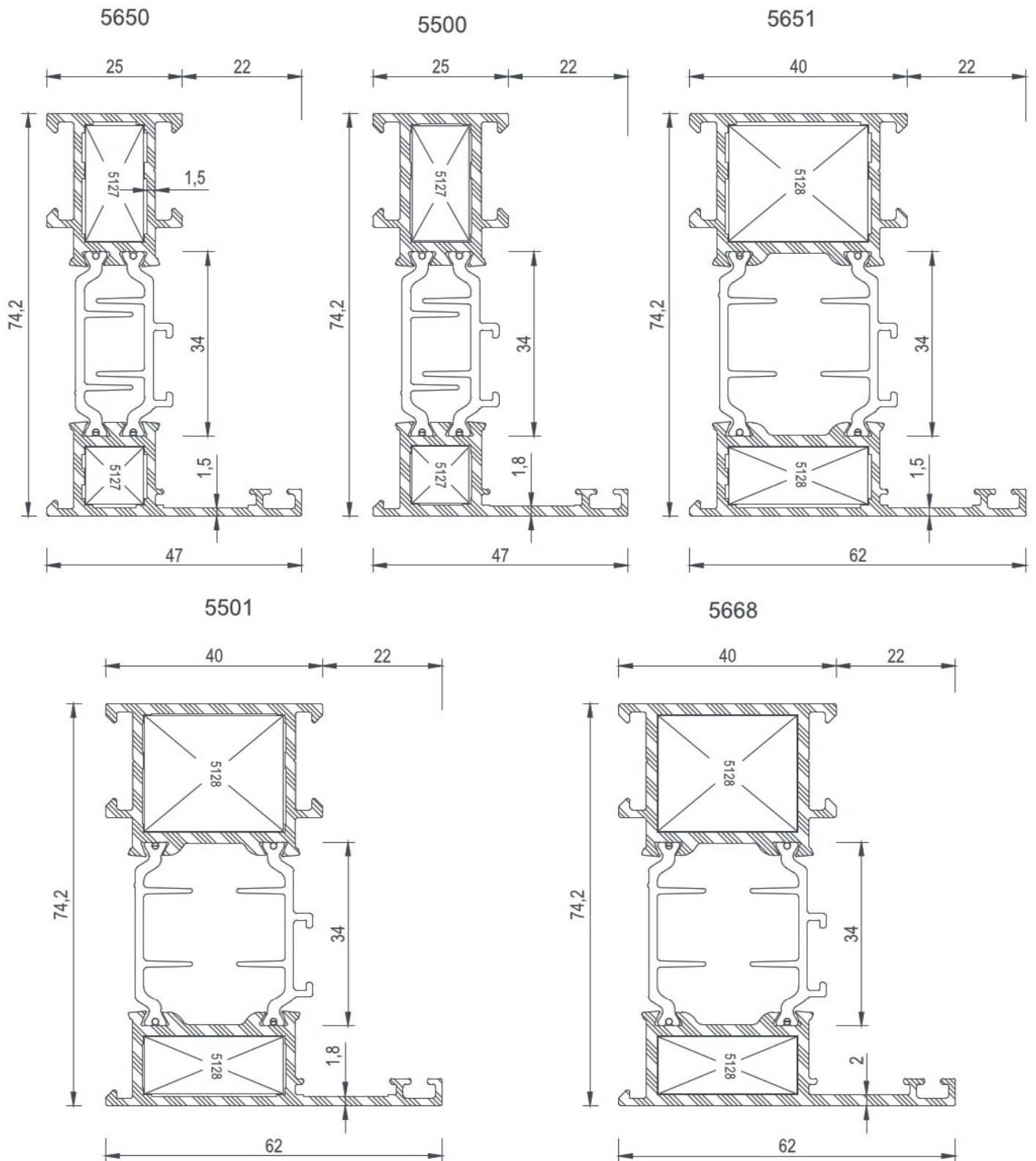
PROFİLLER

PROFILES

E 74 - 1.5 - 1.8 - 2.0 T YALITIMLI SERİ
E 74 - 1.5 - 1.8 - 2.0 T INSULATION SERIES

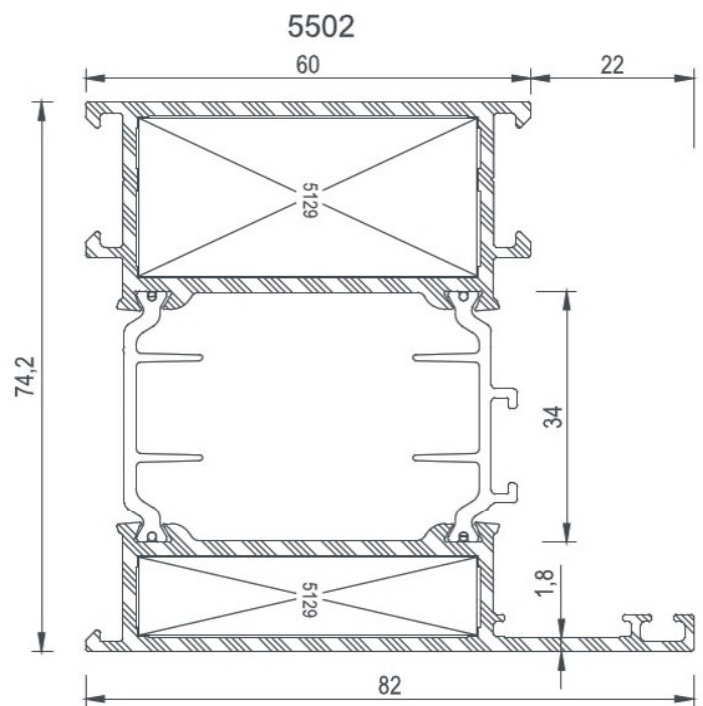
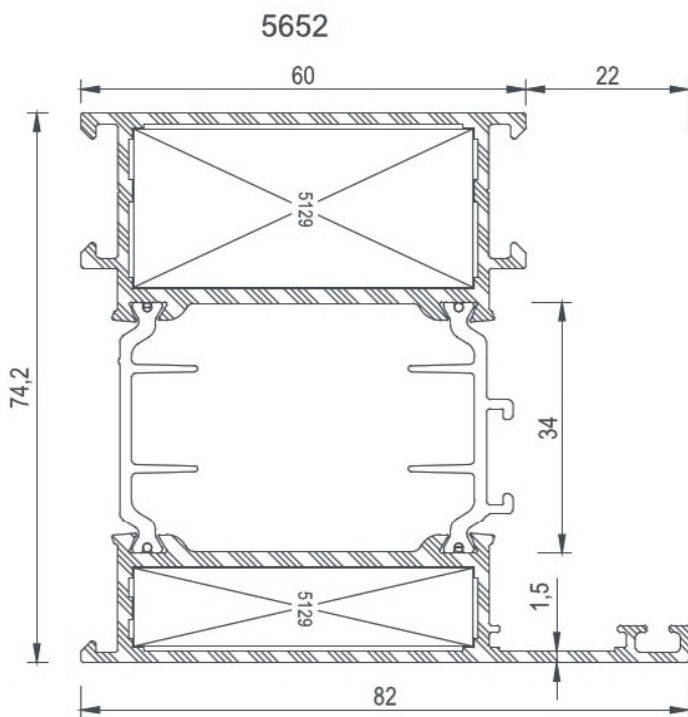
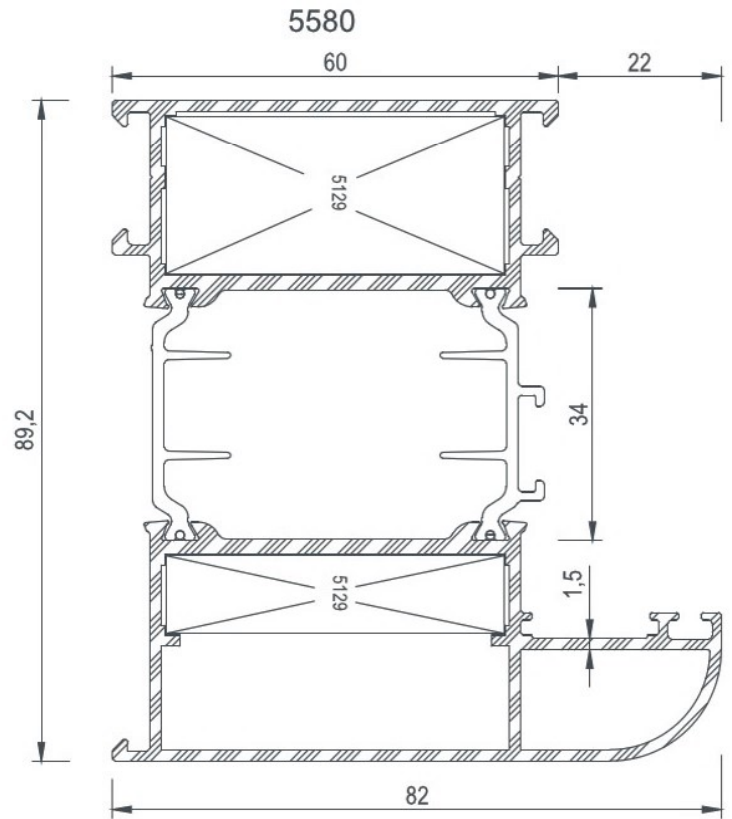
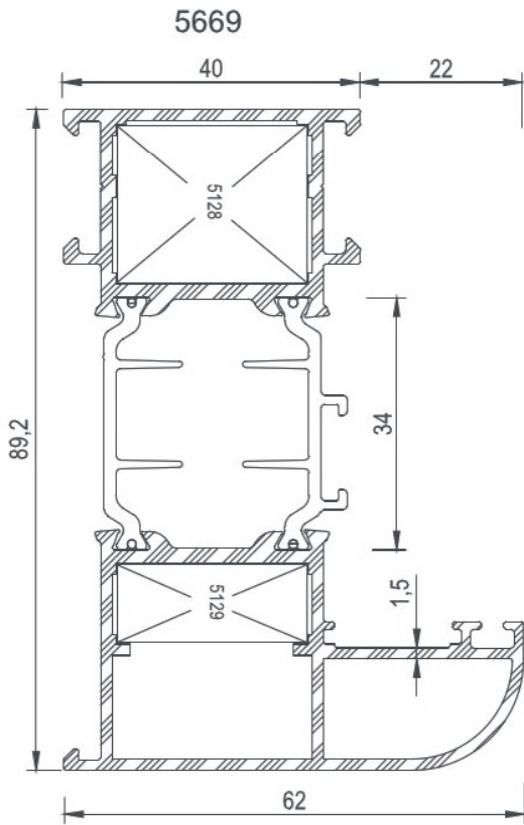


COD Code	AGIRLIK (kg/m) Weight	J _{xx} cm ⁴	J _{yy} cm ⁴	W _{xx} cm ³	W _{yy} cm ³	L m
5650	1,257	29,40	3,62	7,02	1,35	6
5500	1,318	31,60	3,73	7,55	1,40	6
5651	1,573	37,93	10,10	8,72	3,05	6
5501	1,658	41,20	10,55	9,50	3,20	6
5668	1,717	43,40	10,88	10,01	3,28	6





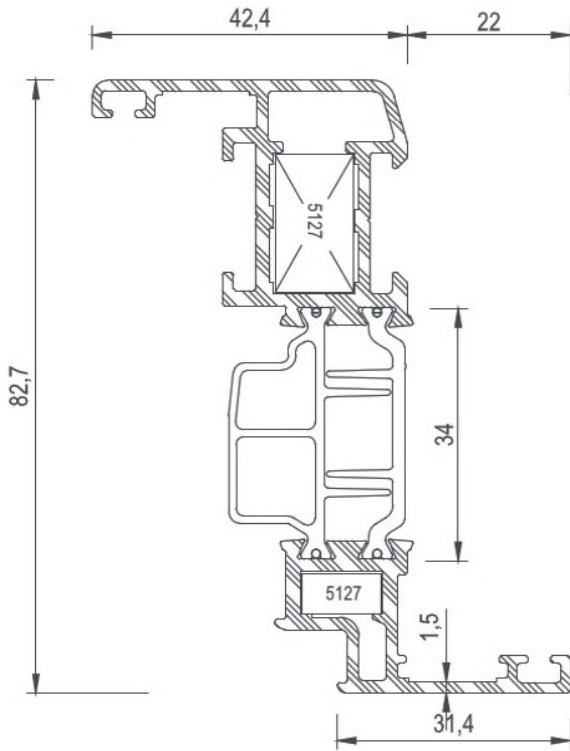
COD Code	AGIRLIK (kg/m) Weight	Jxx cm ⁴	Jyy cm ⁴	Wxx cm ³	Wyy cm ³	L m
5669	1,846	59,45	14,16	11,22	4,30	6
5580	2,225	76,00	34,62	13,45	7,41	6
5652	1,953	49,52	26,62	10,34	6,42	6
5502	2,070	54,33	28,10	11,43	6,80	6



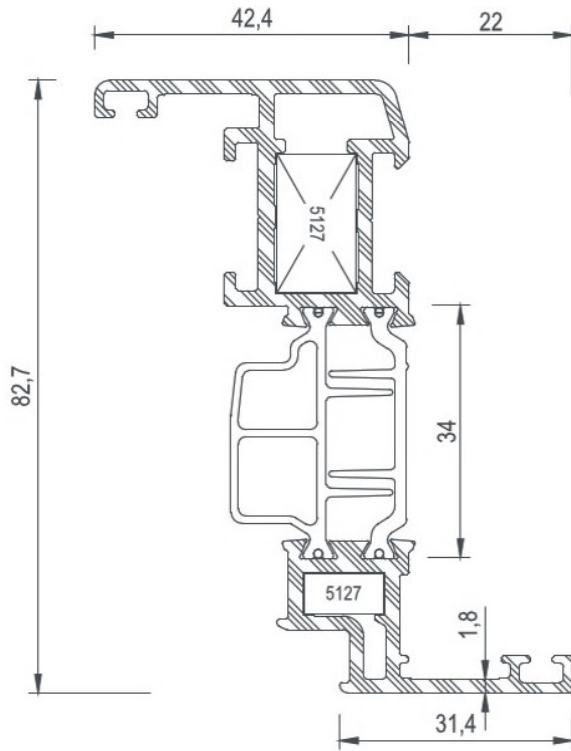


COD Code	AGIRLIK (kg/m) Weight	Jxx cm ⁴	Jyy cm ⁴	Wxx cm ³	Wyy cm ³	L m
5653	1,534	44,41	4,04	8,68	1,83	6
5503	1,628	48,33	4,25	9,37	1,90	6
5654	1,837	56,15	11,88	10,65	4,34	6
5504	1,966	61,76	12,93	11,77	4,73	6

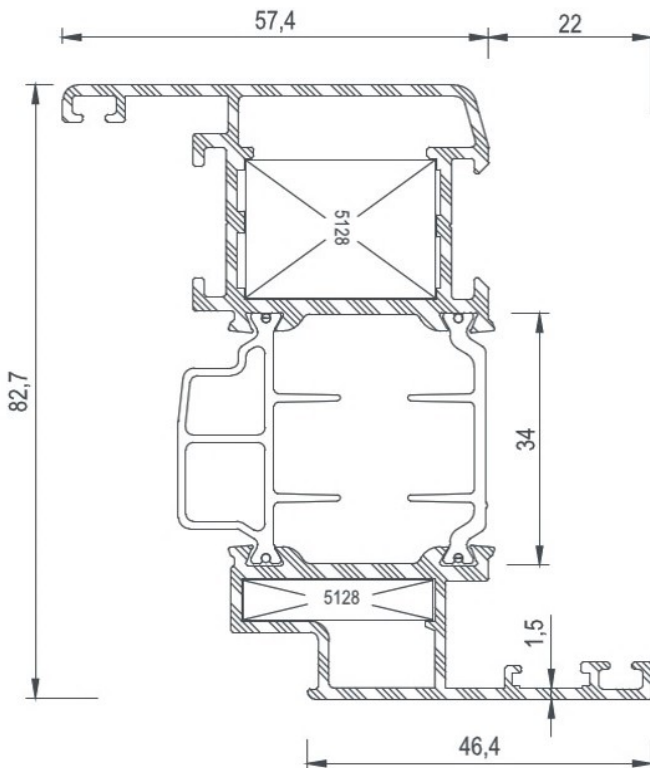
5653



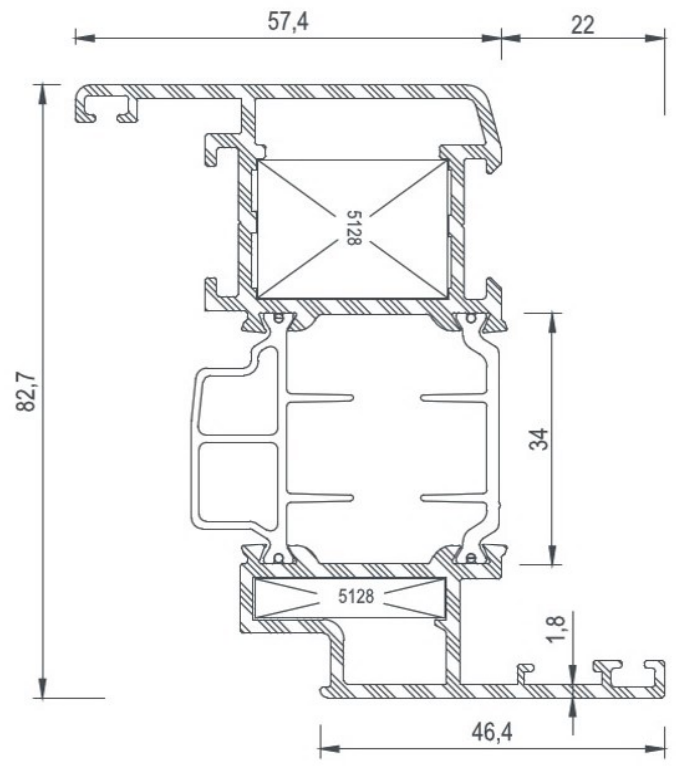
5503



5654

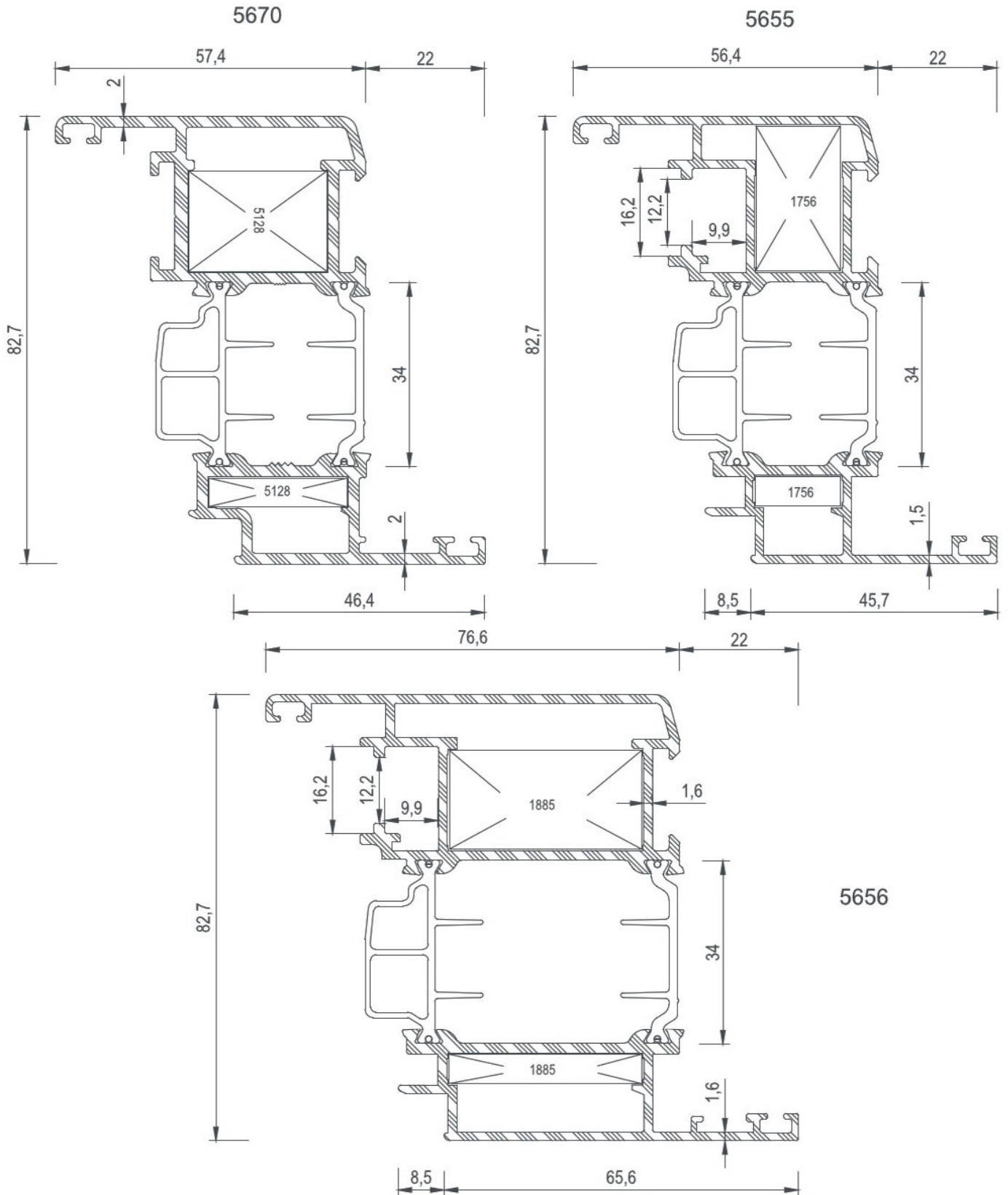


5504



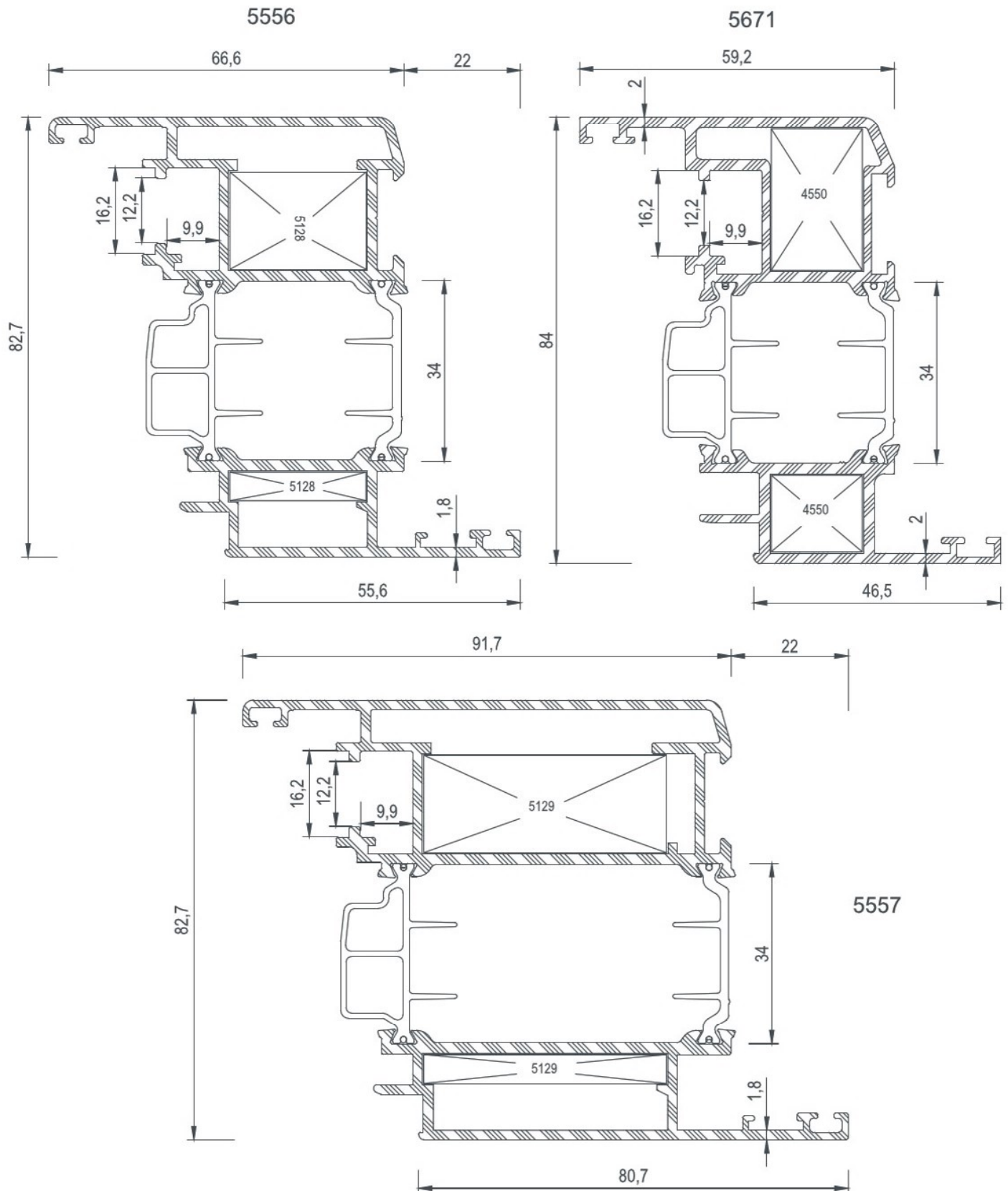


COD Code	AGIRLIK (kg/m) Weight	Jxx cm ⁴	Jyy cm ⁴	Wxx cm ³	Wyy cm ³	L m
5670	2,010	64,77	12,36	12,02	4,57	6
5655	1,777	53,66	9,84	10,05	3,62	6
5656	2,246	75,82	27,31	12,75	6,96	6



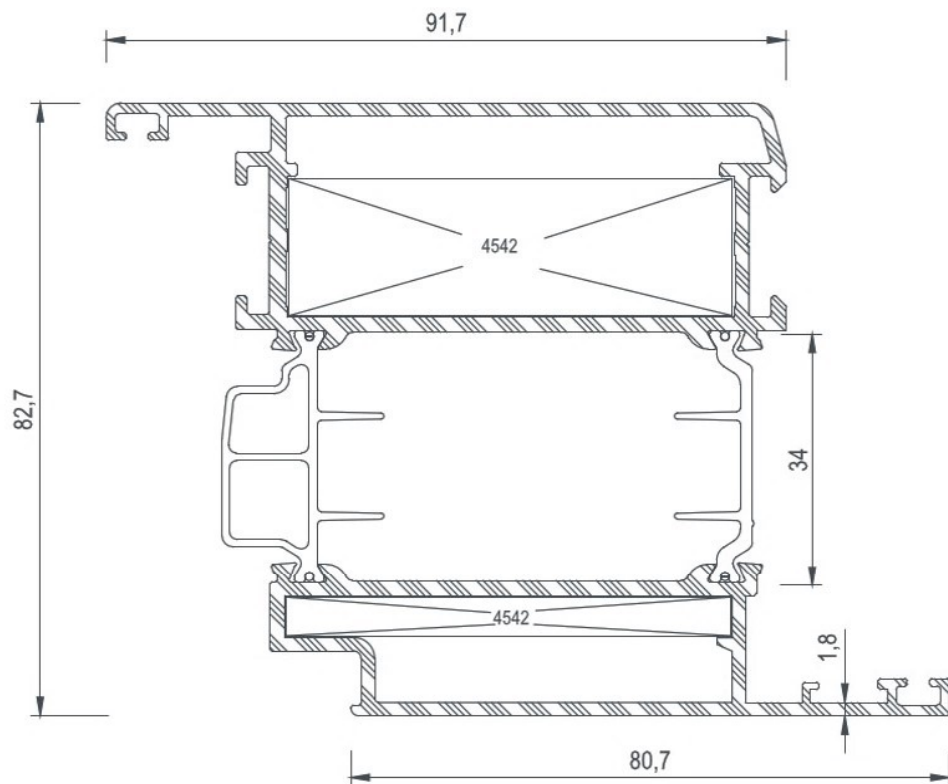
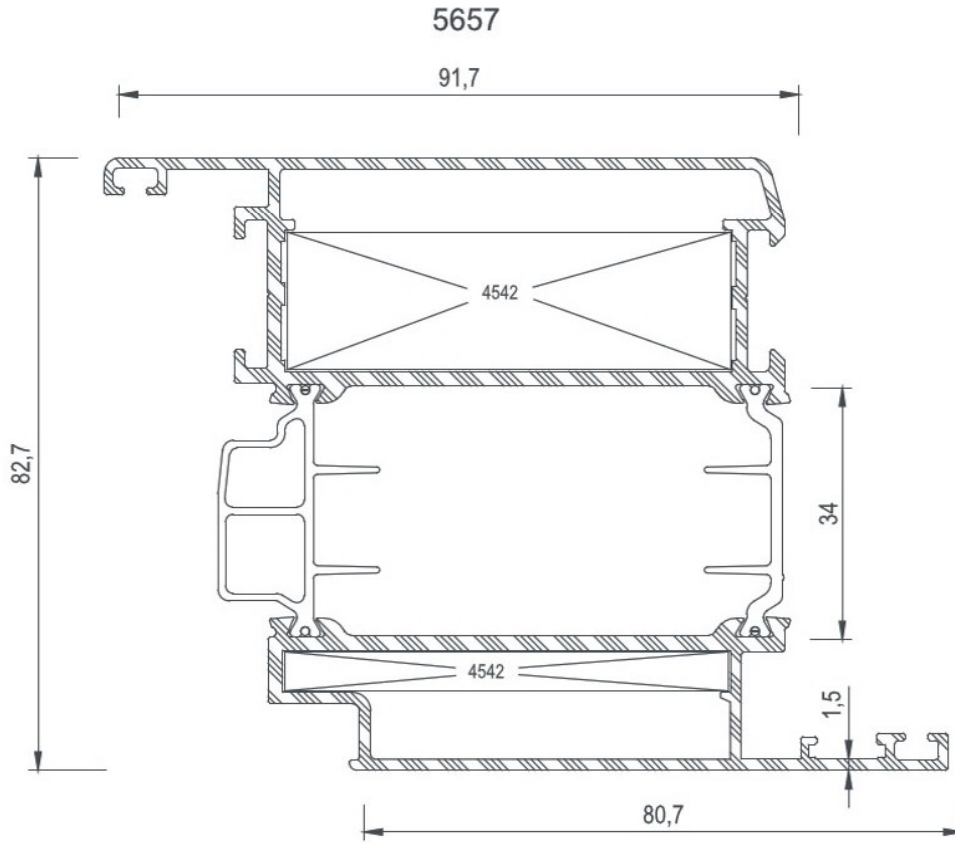


COD Code	AGIRLIK (kg/m) Weight	Jxx cm ⁴	Jyy cm ⁴	Wxx cm ³	Wyy cm ³	L m
5556	2,187	71,32	18,76	12,84	5,90	6
5671	2,041	67,61	12,77	12,74	4,46	6
5557	2,755	99,70	51,04	15,06	10,55	6



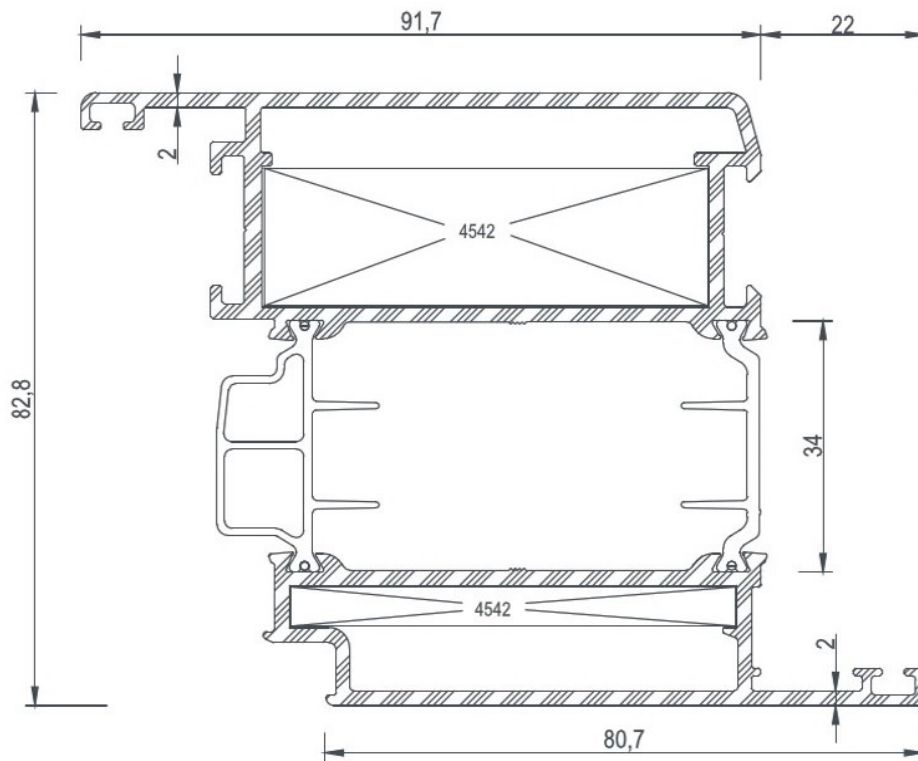


COD Code	AGIRLIK (kg/m) Weight	Jxx cm ⁴	Jyy cm ⁴	Wxx cm ³	Wyy cm ³	L m
5657	2,515	90,08	48,00	13,32	9,36	6
5558	2,680	97,83	52,43	14,60	10,38	6



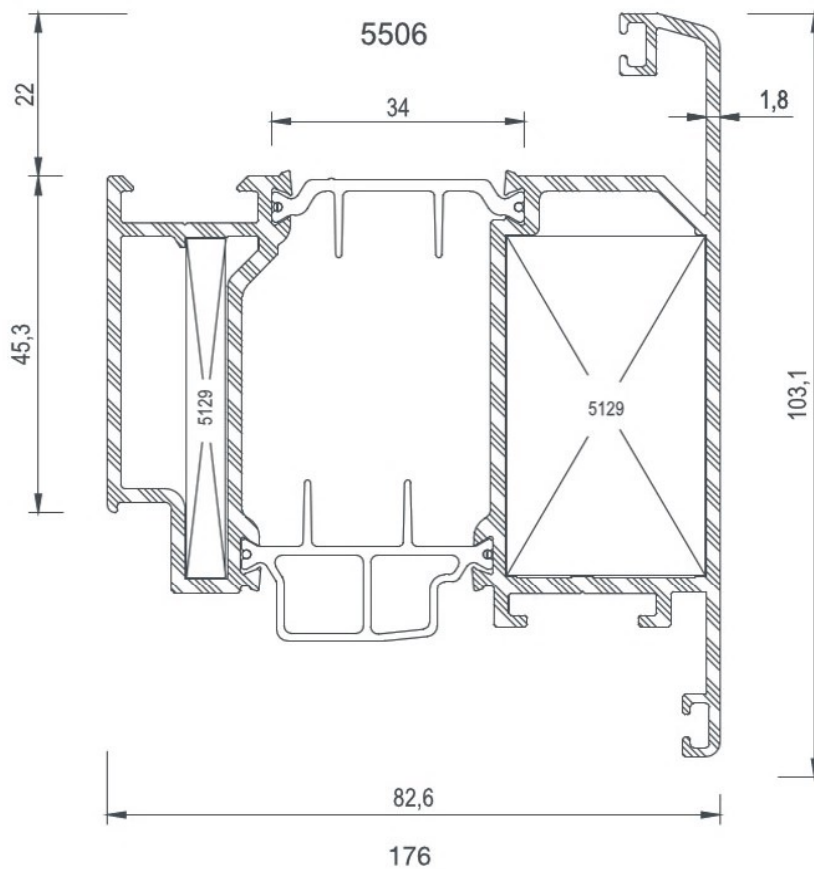
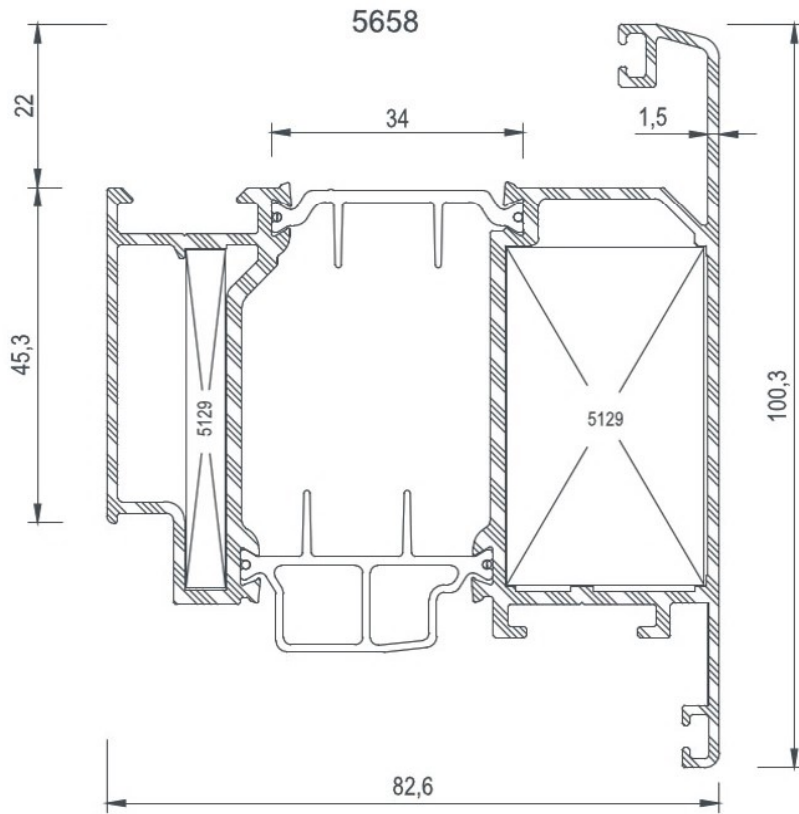
COD Code	AGIRLIK (kg/m) Weight	Jxx cm ⁴	Jyy cm ⁴	Wxx cm ³	Wyy cm ³	L m
5672	2,759	104,17	52,28	15,60	10,60	6

5672



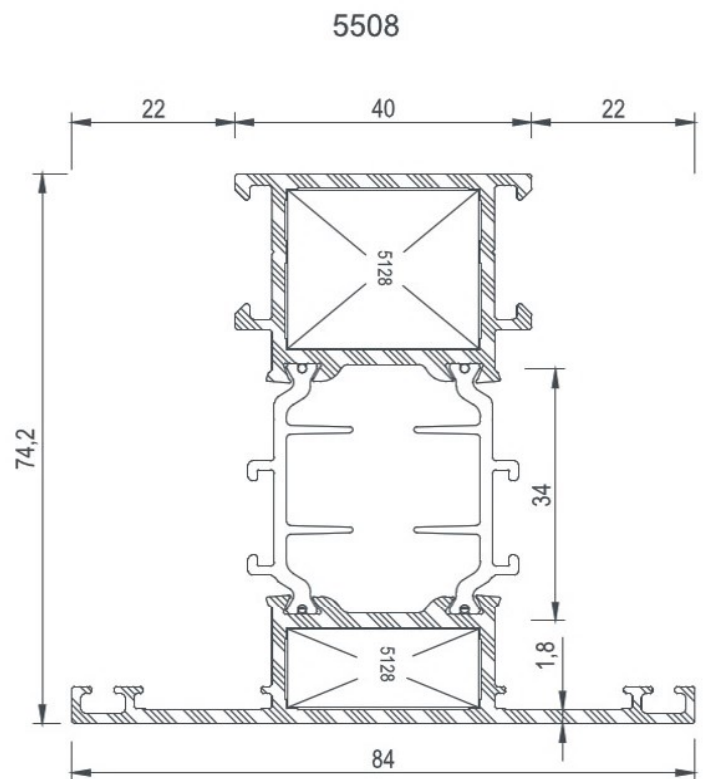
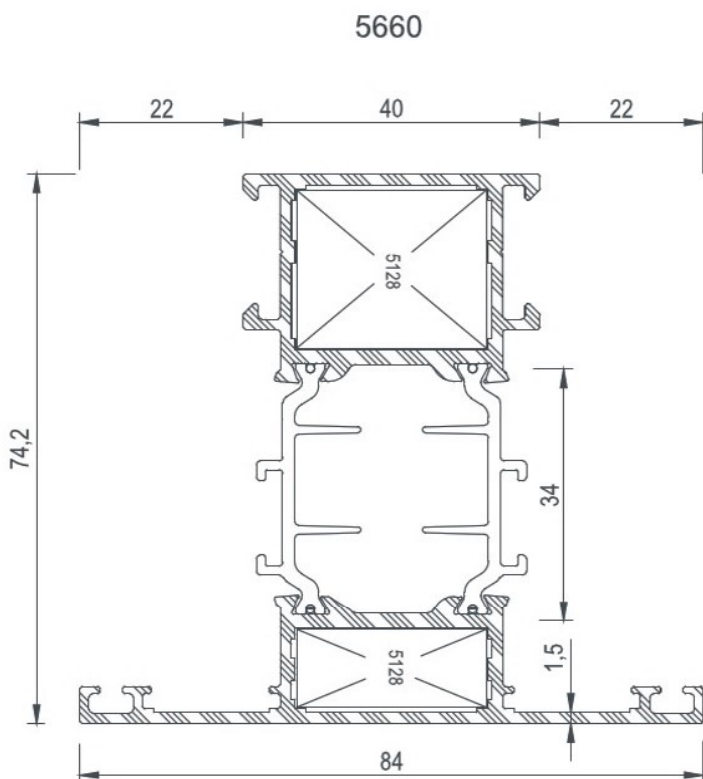
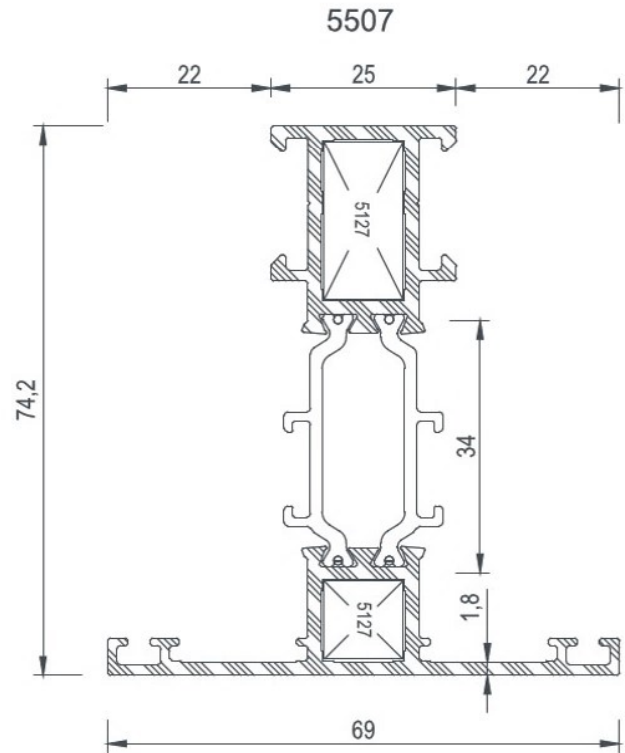
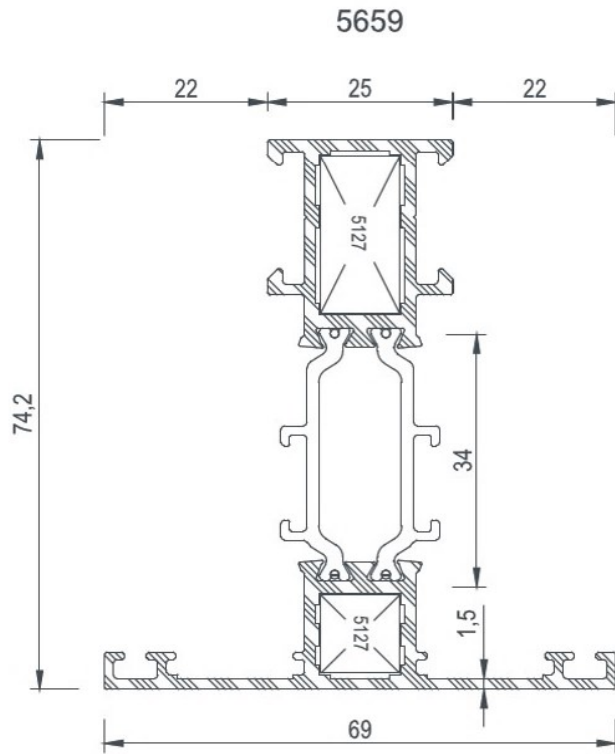


COD Code	AGIRLIK (kg/m) Weight	Jxx cm ⁴	Jyy cm ⁴	Wxx cm ³	Wyy cm ³	L m
5658	2,308	64,87	44,36	13,74	8,79	6
5506	2,490	72,70	48,31	15,42	9,51	6



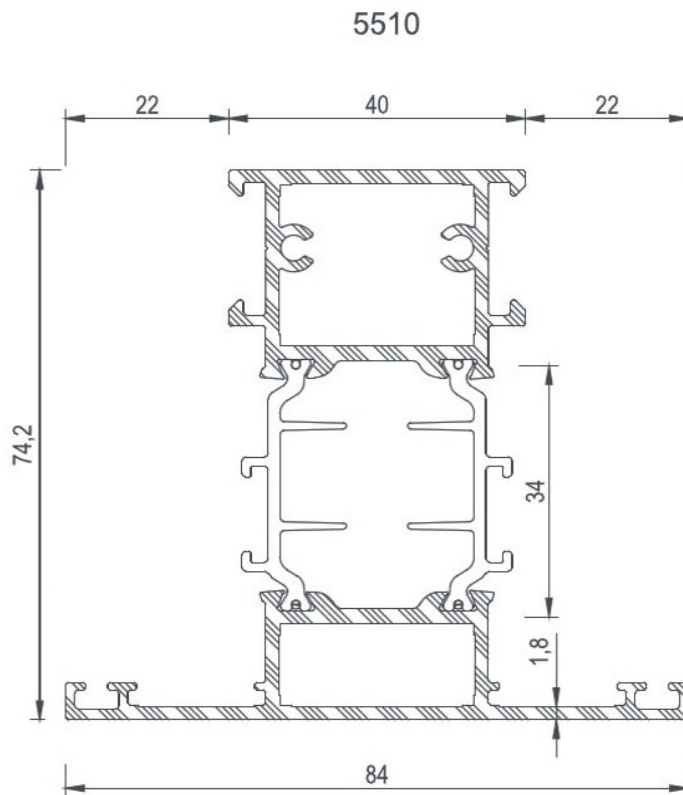
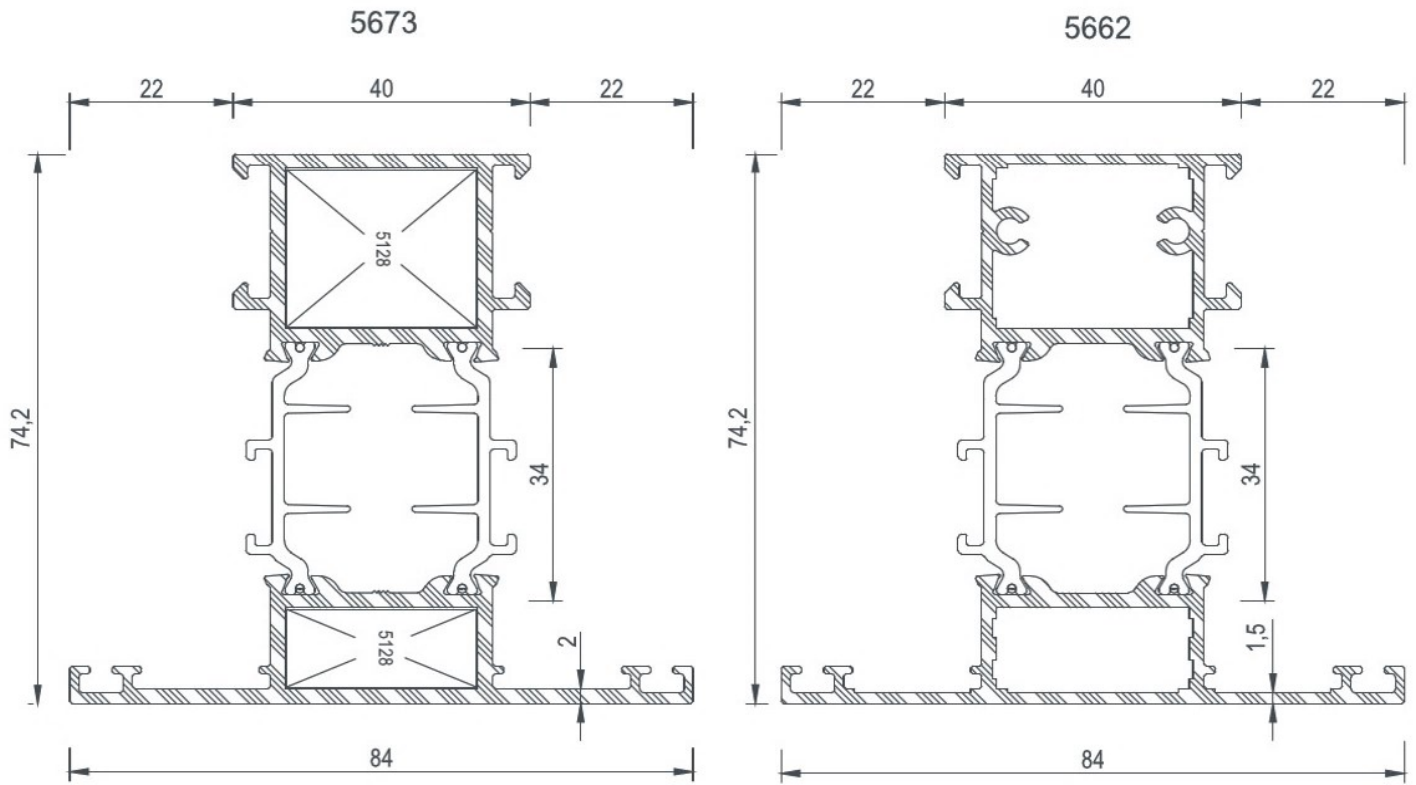


COD Code	AGIRLIK (kg/m) Weight	Jxx cm ⁴	Jyy cm ⁴	Wxx cm ³	Wyy cm ³	L m
5659	1,403	33,31	7,63	7,60	2,21	6
5507	1,472	35,71	7,96	8,15	2,30	6
5660	1,716	41,62	16,53	9,67	3,93	6
5508	1,812	45,21	17,37	10,51	4,13	6



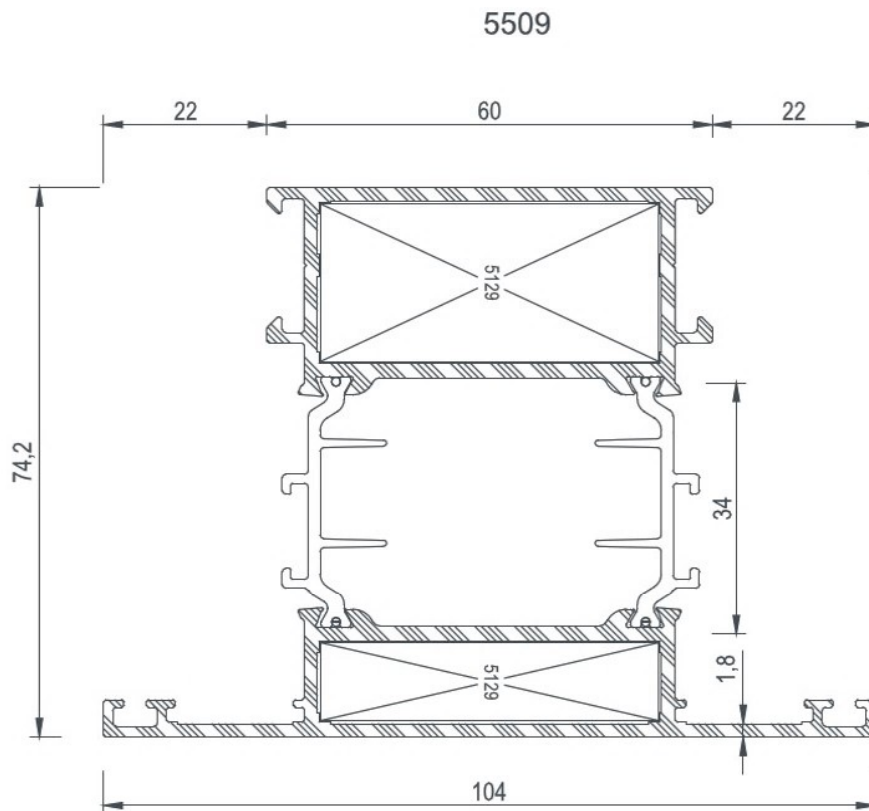
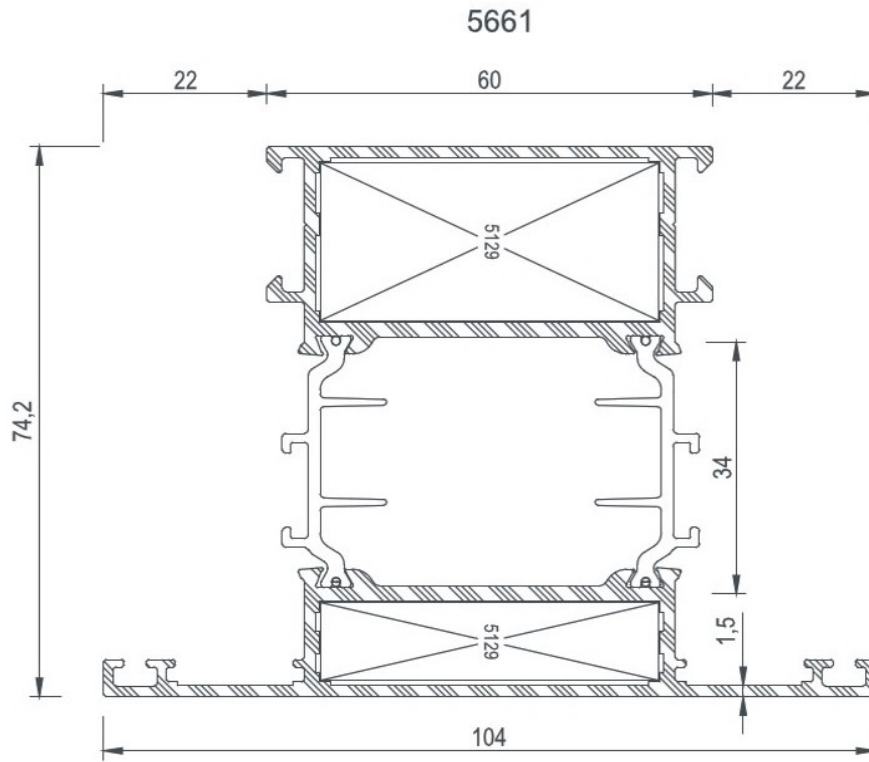


COD Code	AGIRLIK (kg/m) Weight	Jxx cm ⁴	Jyy cm ⁴	Wxx cm ³	Wyy cm ³	L m
5673	1,881	66,56	22,18	16,43	5,28	6
5662	1,795	44,48	16,90	10,74	4,02	6
5510	1,885	52,30	37,77	12,31	7,26	6



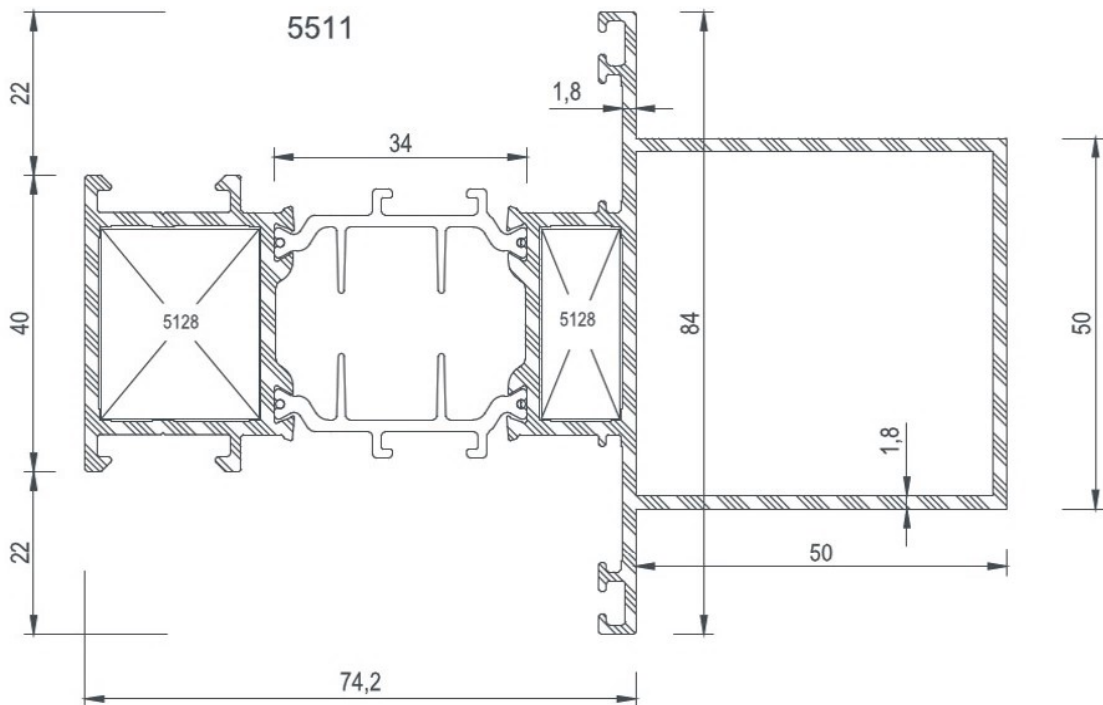
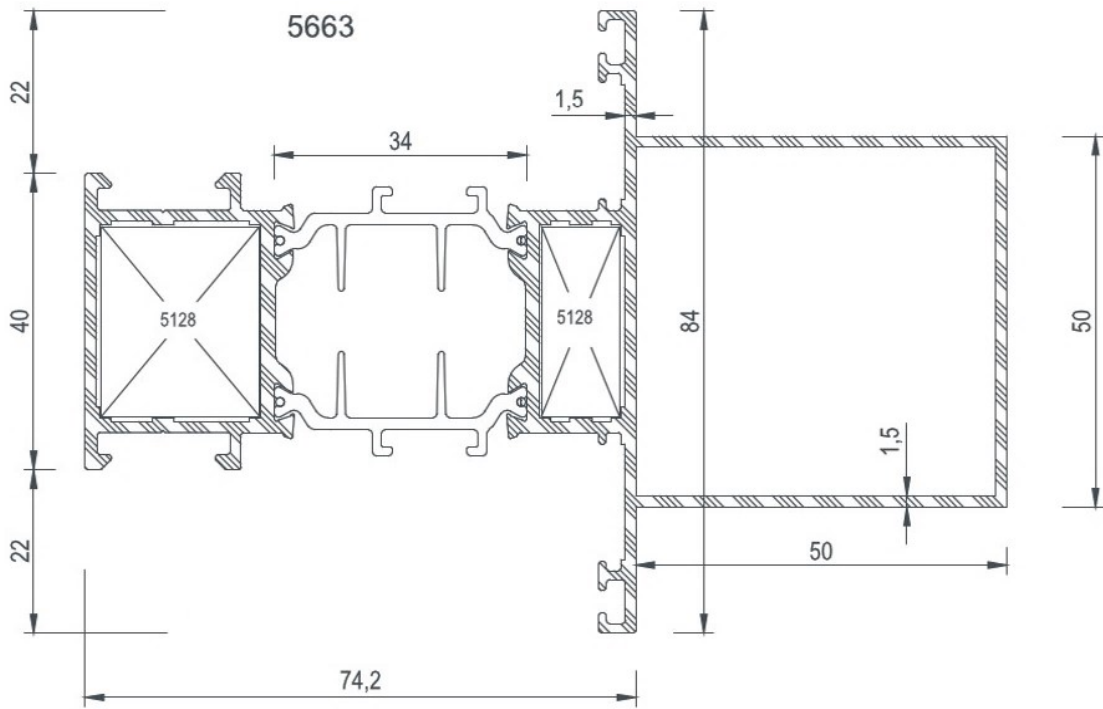


COD Code	AGIRLIK (kg/m) Weight	Jxx cm ⁴	Jyy cm ⁴	Wxx cm ³	Wyy cm ³	L m
5661	2,098	52,30	37,77	12,31	7,26	6
5509	2,224	57,40	39,90	13,56	7,67	6



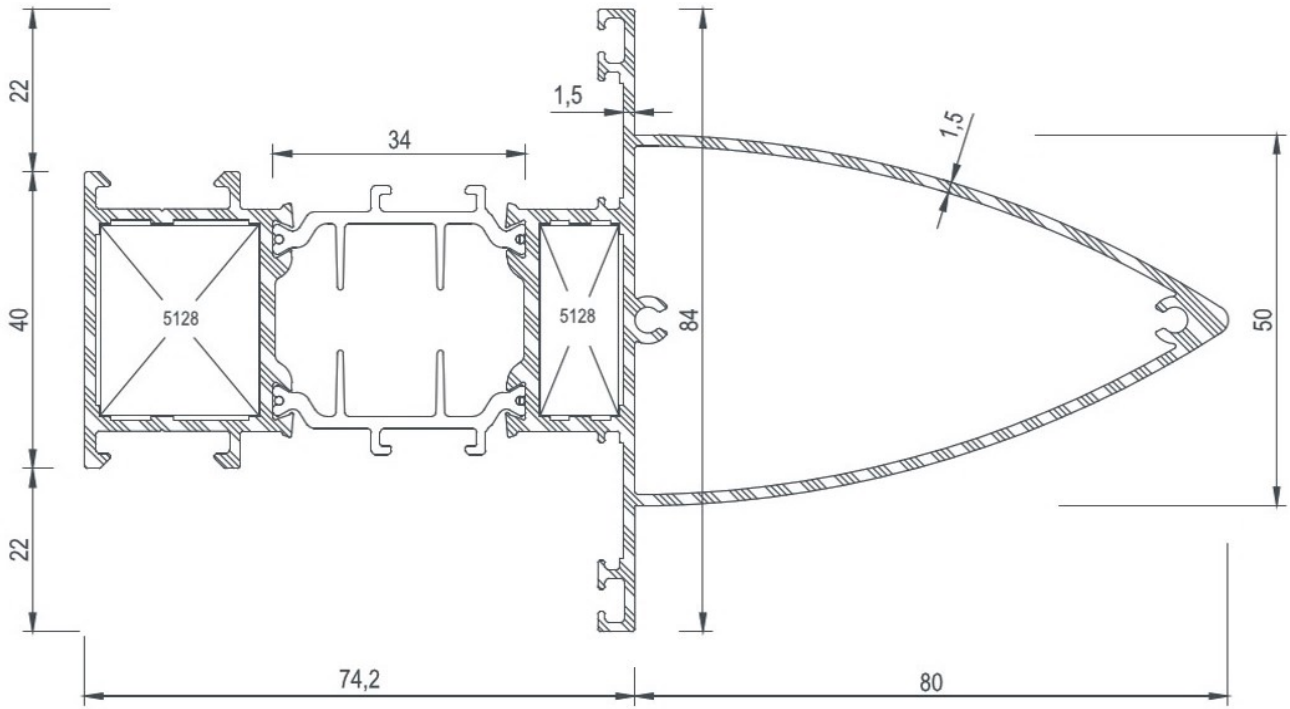


COD Code	AGIRLIK (kg/m) Weight	Jxx cm ⁴	Jyy cm ⁴	Wxx cm ³	Wyy cm ³	L m
5663	2,316	110,91	26,66	17,83	6,34	6
5511	2,526	125,24	29,33	19,73	6,98	6

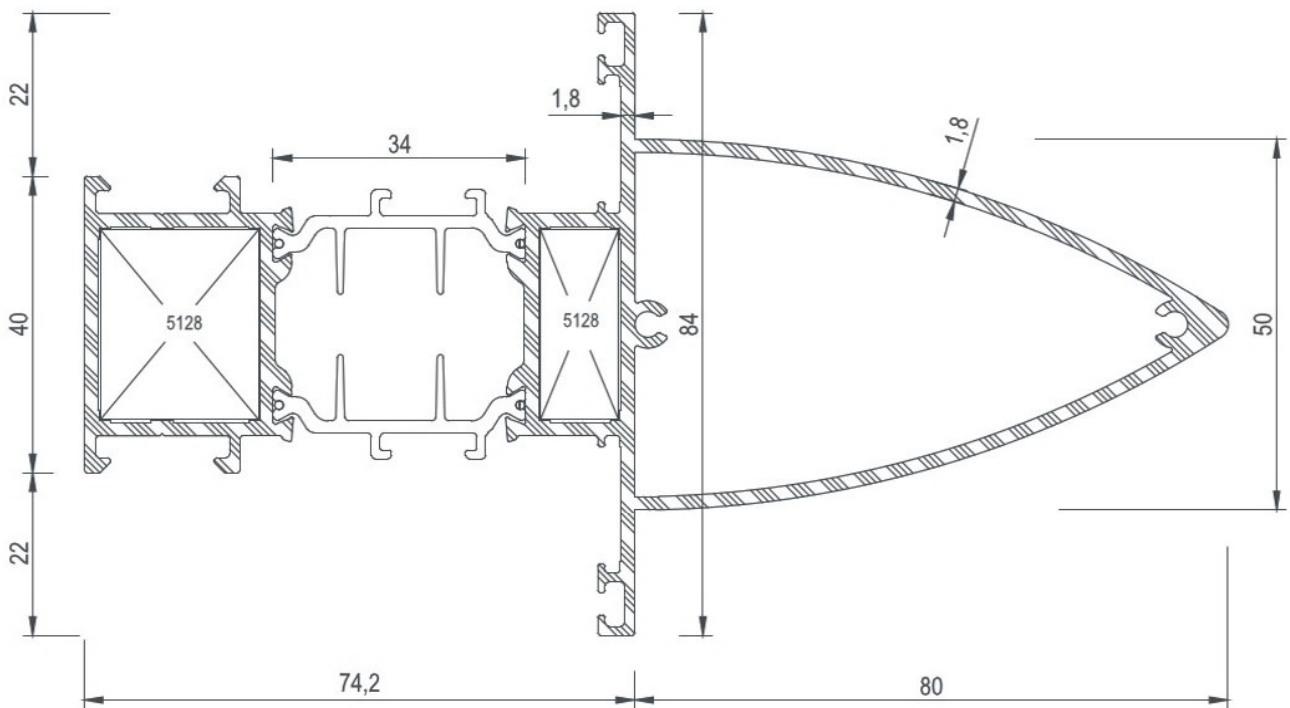


COD Code	AGIRLIK (kg/m) Weight	Jxx cm ⁴	Jyy cm ⁴	Wxx cm ³	Wyy cm ³	L m
5664	2,509	160,67	24,50	7,60	2,21	6
5512	2,728	177,13	26,77	21,14	6,37	6

5664



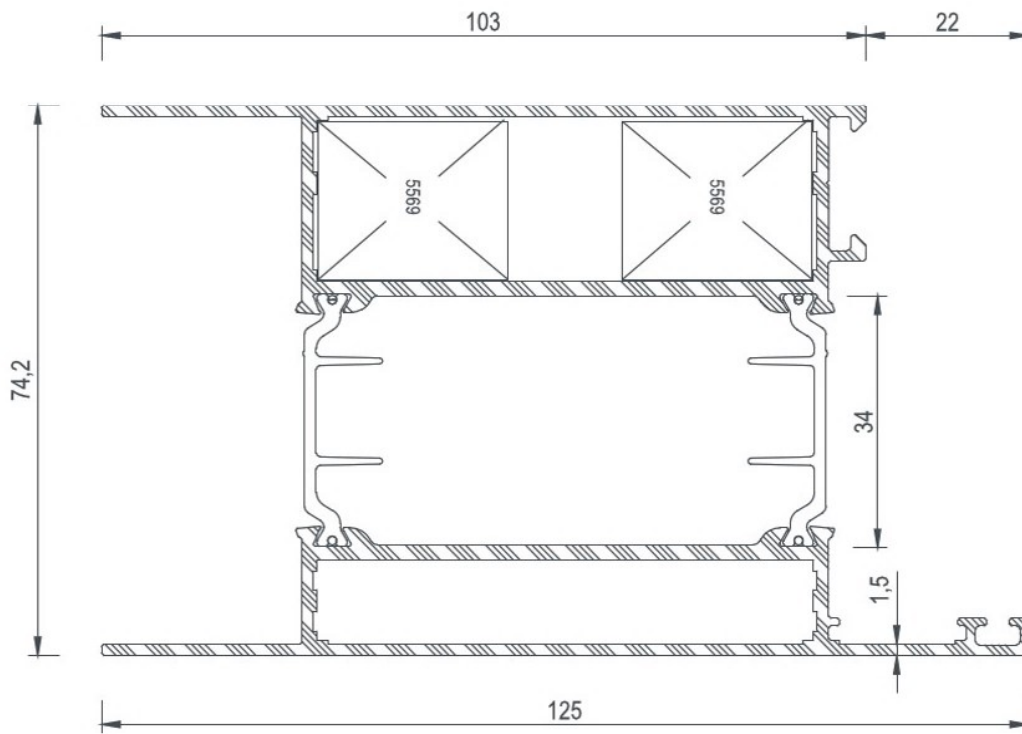
5512



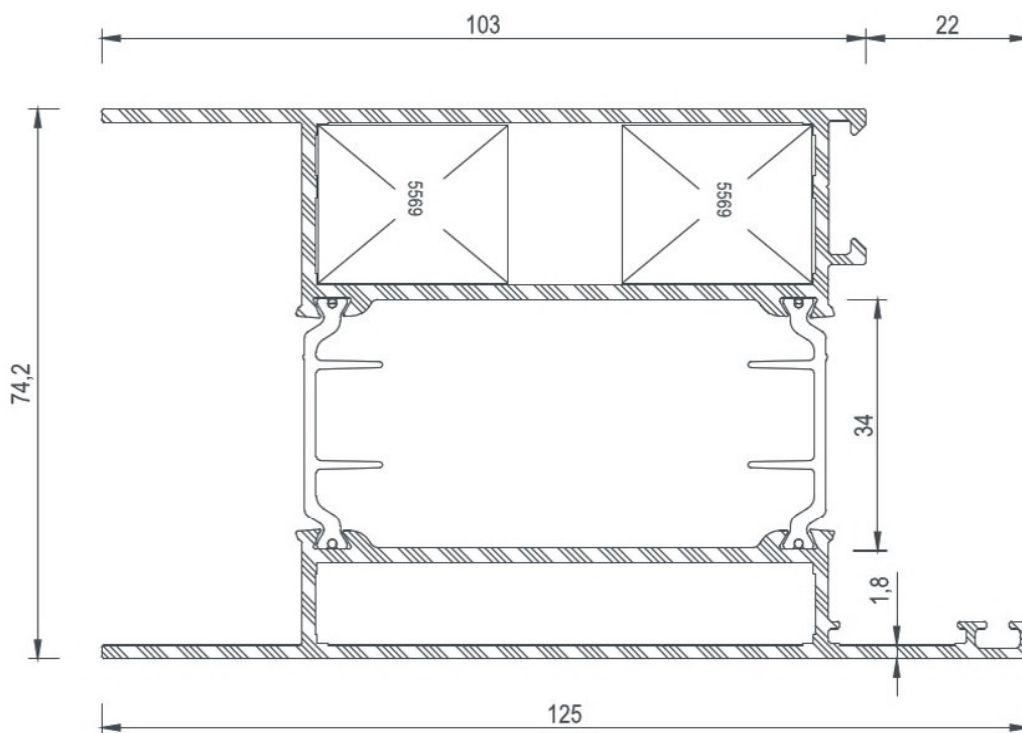


COD Code	AGIRLIK (kg/m) Weight	Jxx cm ⁴	Jyy cm ⁴	Wxx cm ³	Wyy cm ³	L m
5665	2,478	81,00	62,22	11,00	10,46	6
5513	2,669	89,43	69,49	12,22	11,41	6

5665



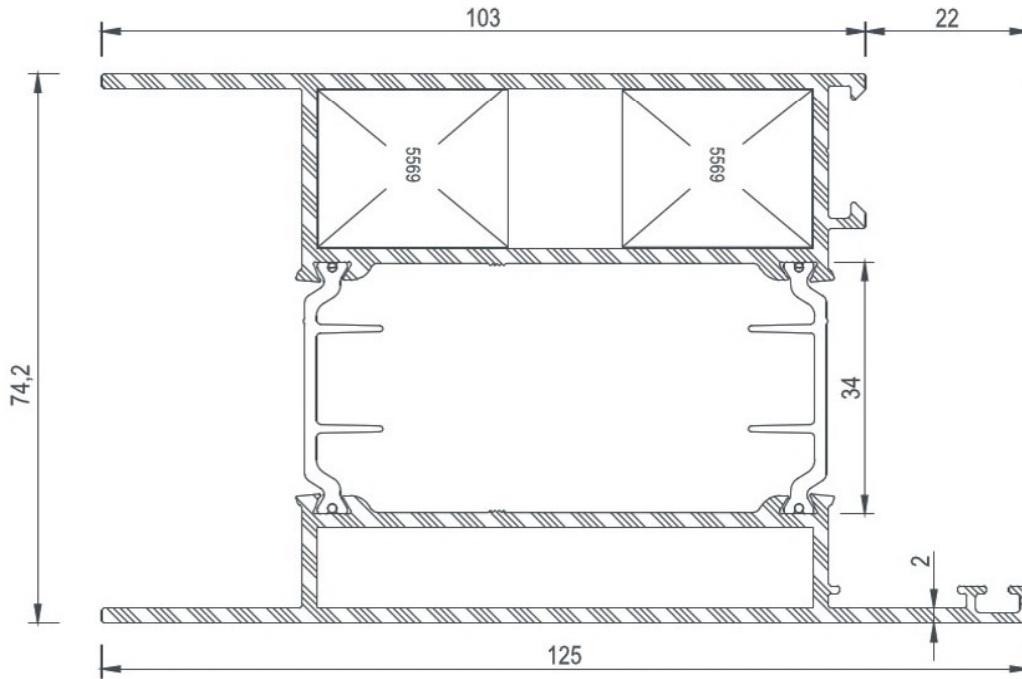
5513



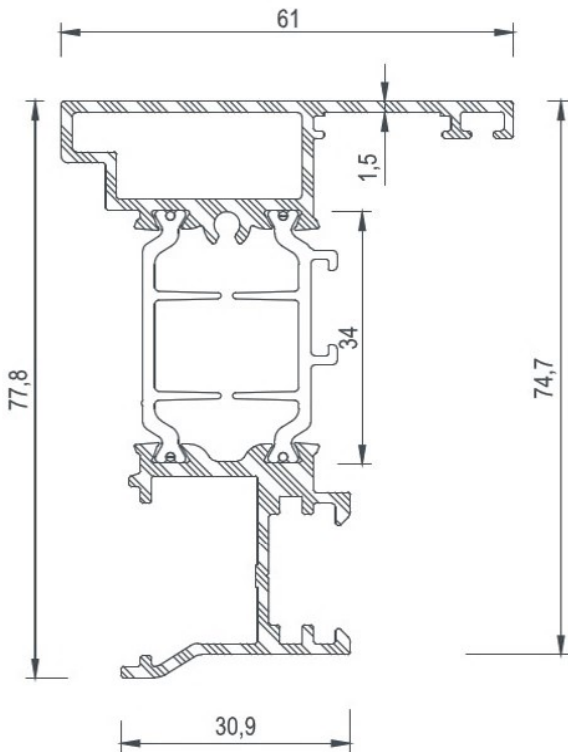


COD Code	AGIRLIK (kg/m) Weight	J _{xx} cm ⁴	J _{yy} cm ⁴	W _{xx} cm ³	W _{yy} cm ³	L m
5678	2,834	95,24	74,43	13,07	12,10	6
5666	1,472	33,31	7,63	7,11	2,22	6
5514	1,549	35,02	8,18	7,30	2,34	6

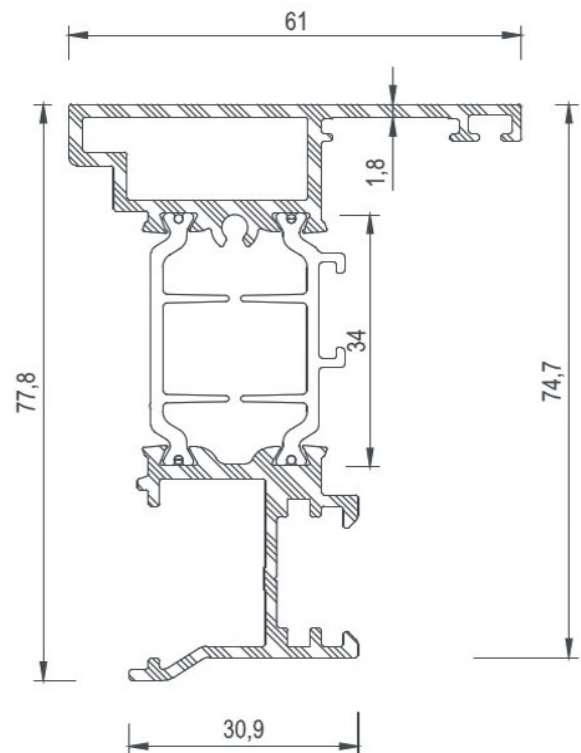
5678



5666

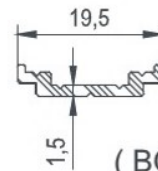
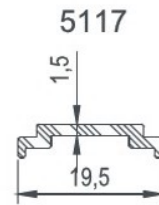
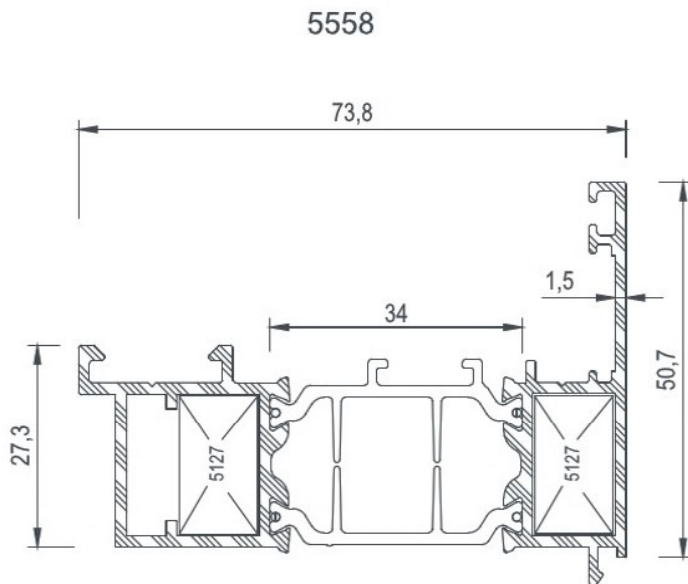
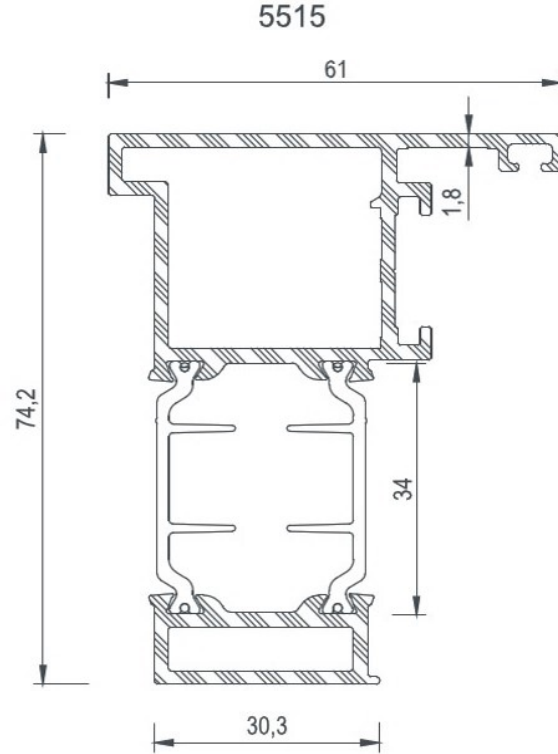
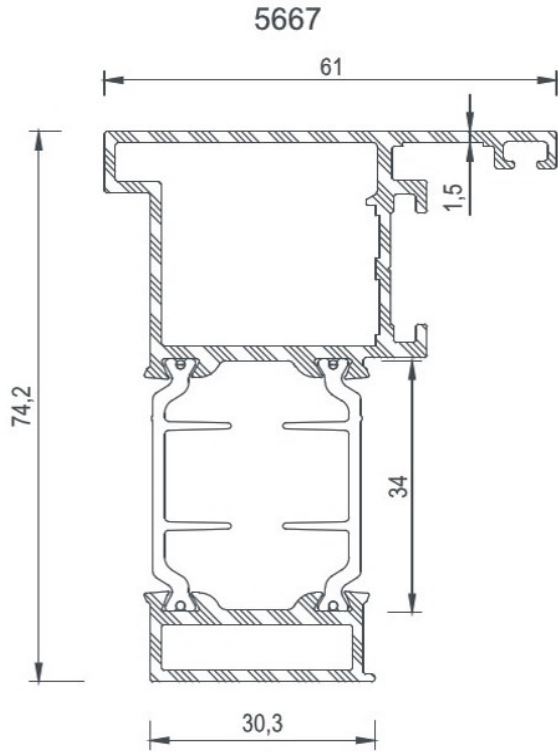


5514



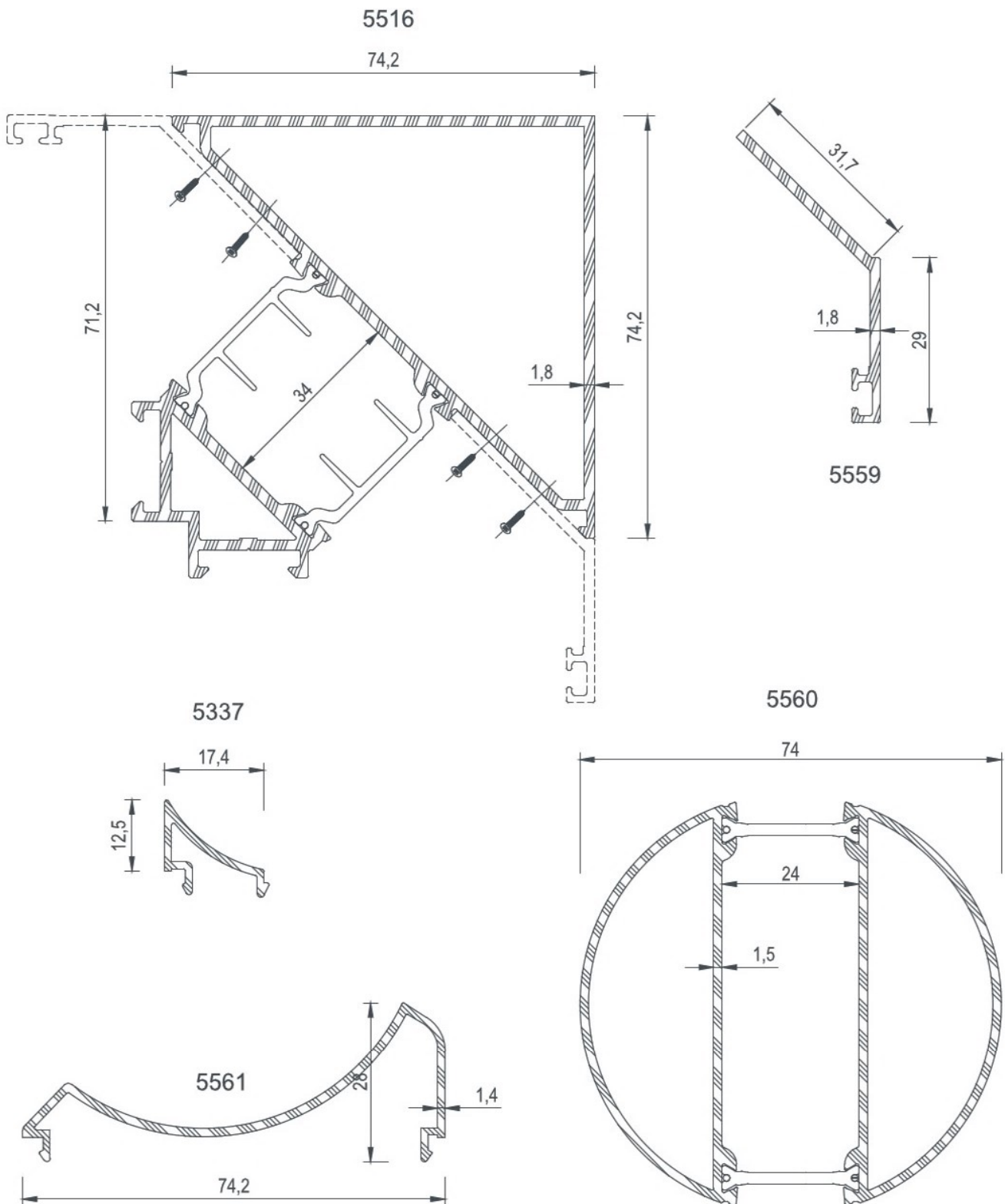


COD Code	AGIRLIK (kg/m) Weight	J _{xx} cm ⁴	J _{yy} cm ⁴	W _{xx} cm ³	W _{yy} cm ³	L m
5667	1,516	34,33	9,42	7,50	3,08	6
5515	1,625	37,84	10,37	8,28	3,31	6
5558	1,288	27,10	5,46	6,53	1,84	6
5117	0,105	-----	-----	-----	-----	6
5572	0,100	-----	-----	-----	-----	6



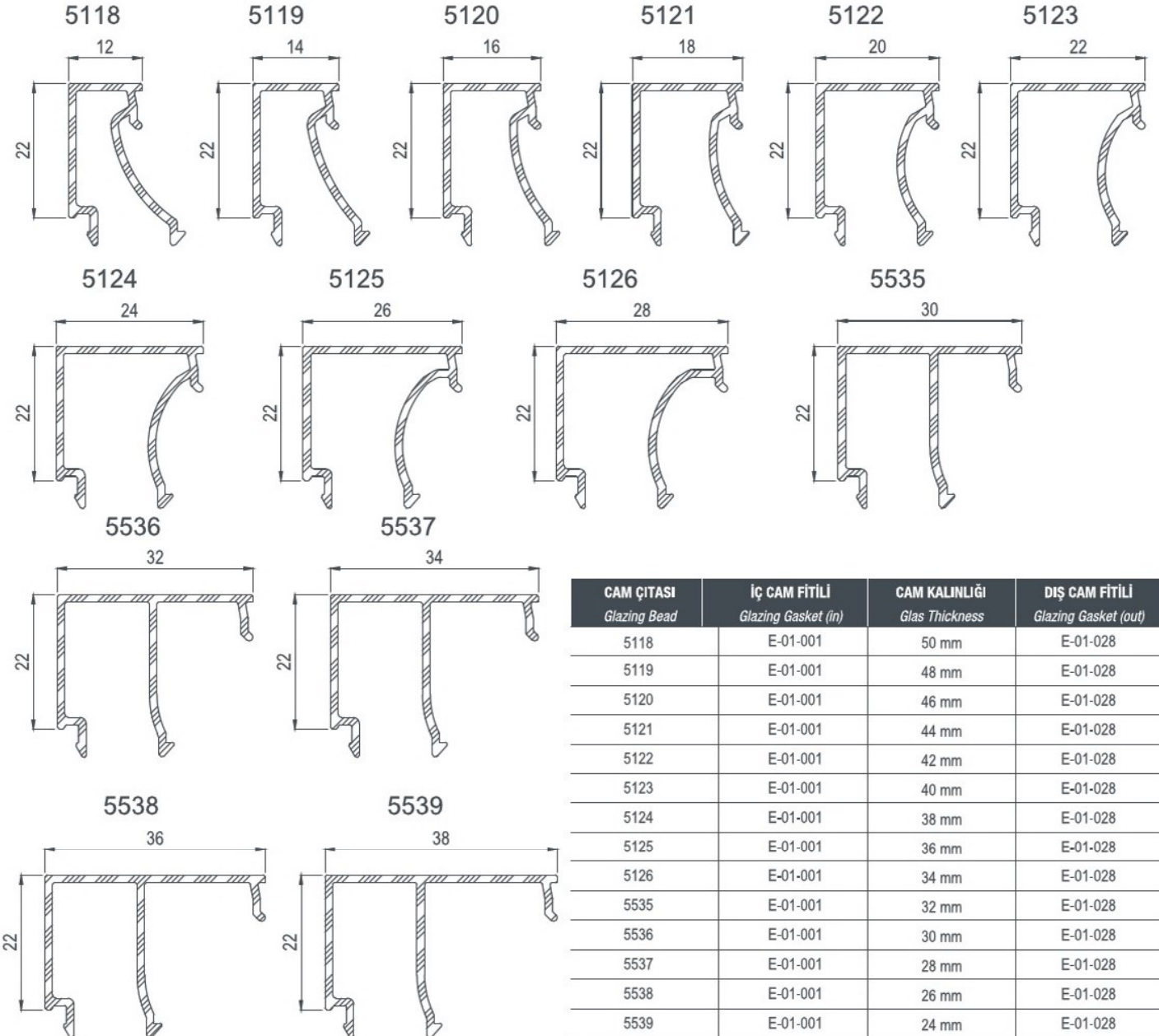


COD Code	AGIRLIK (kg/m) Weight	Jxx cm4	Jyy cm4	Wxx cm3	Wyy cm3	L m
5516	2,151	61,14	40,77	10,82	7,78	6
5559	0,324	3,28	0,16	1,07	0,20	6
5560	1,674	25,92	25,21	7,00	7,10	6
5561	0,471	11,47	0,56	2,67	0,37	6
5337	0,151	-----	-----	-----	-----	6





COD Code	AGIRLIK (kg/m) Weight	Jxx cm4	Jyy cm4	Wxx cm3	Wyy cm3	L m
5118	0,249	-----	-----	-----	-----	6
5119	0,251	-----	-----	-----	-----	6
5120	0,254	-----	-----	-----	-----	6
5121	0,259	-----	-----	-----	-----	6
5122	0,267	-----	-----	-----	-----	6
5123	0,274	-----	-----	-----	-----	6
5124	0,281	-----	-----	-----	-----	6
5125	0,292	-----	-----	-----	-----	6
5126	0,308	-----	-----	-----	-----	6
5535	0,305	-----	-----	-----	-----	6
5536	0,312	-----	-----	-----	-----	6
5537	0,318	-----	-----	-----	-----	6
5538	0,325	-----	-----	-----	-----	6
5539	0,331	-----	-----	-----	-----	6



CAM ÇİTASI Glazing Bead	İÇ CAM FİTİLİ Glazing Gasket (in)	CAM KALINLIĞI Glas Thickness	DIŞ CAM FİTİLİ Glazing Gasket (out)
5118	E-01-001	50 mm	E-01-028
5119	E-01-001	48 mm	E-01-028
5120	E-01-001	46 mm	E-01-028
5121	E-01-001	44 mm	E-01-028
5122	E-01-001	42 mm	E-01-028
5123	E-01-001	40 mm	E-01-028
5124	E-01-001	38 mm	E-01-028
5125	E-01-001	36 mm	E-01-028
5126	E-01-001	34 mm	E-01-028
5535	E-01-001	32 mm	E-01-028
5536	E-01-001	30 mm	E-01-028
5537	E-01-001	28 mm	E-01-028
5538	E-01-001	26 mm	E-01-028
5539	E-01-001	24 mm	E-01-028



E 74

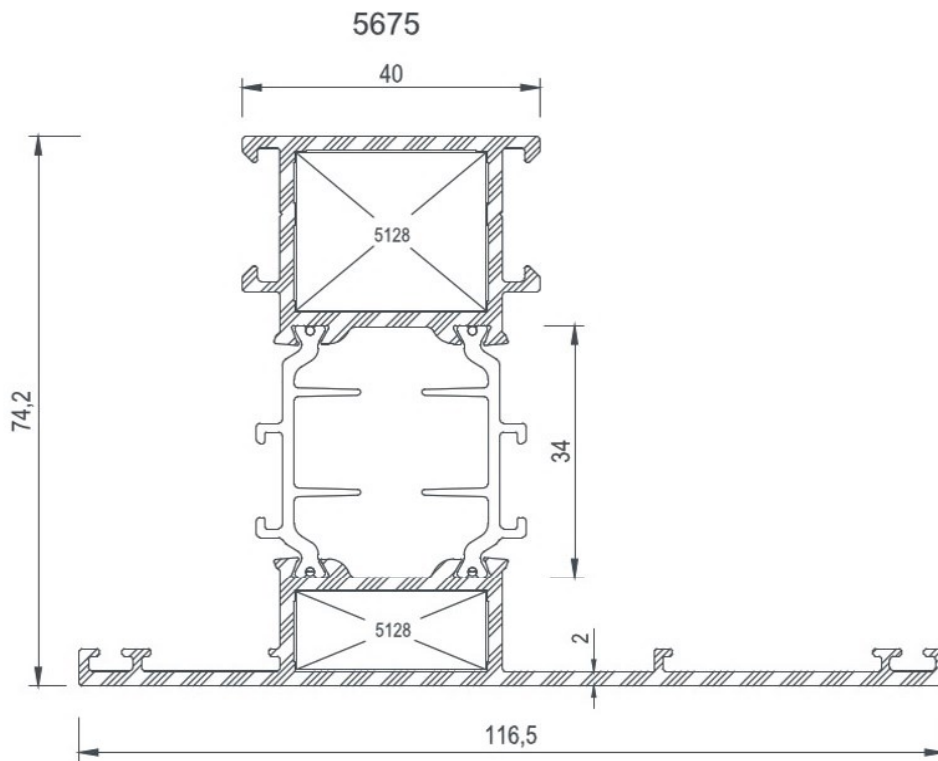
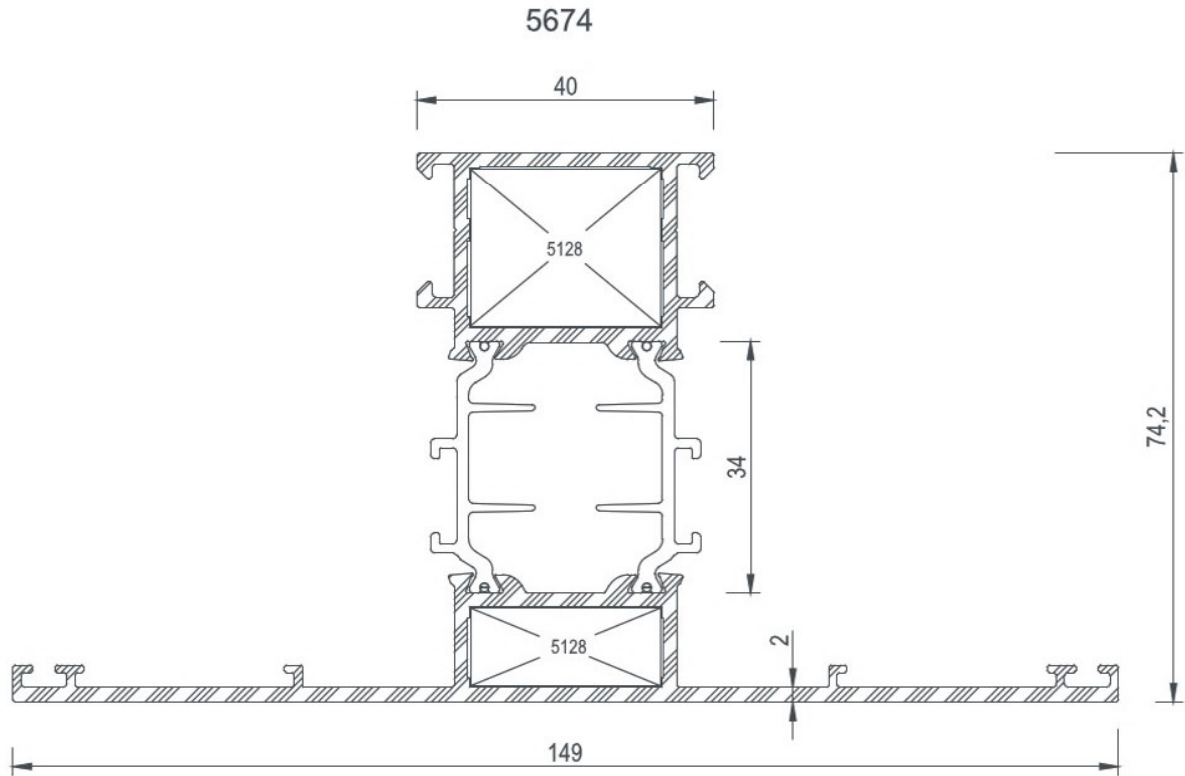
PROFİLLER

PROFILES

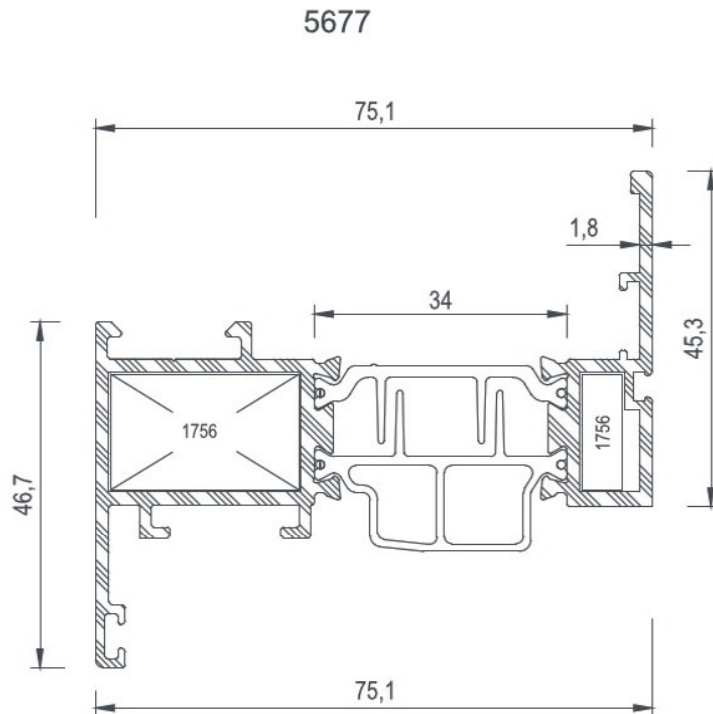
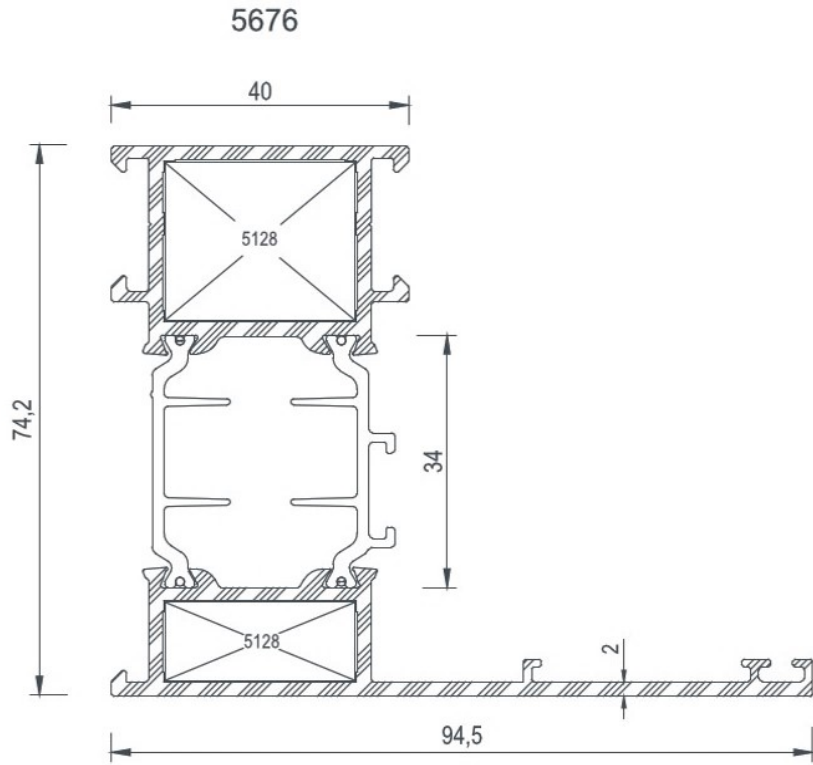
E 74 - 2.0T GİZLİ KANAT PROFİLİ
E 74 - 2.0T SECRET SASH PROFILE



COD Code	AGIRLIK (kg/m) Weight	Jxx cm ⁴	Jyy cm ⁴	Wxx cm ³	Wyy cm ³	L m
5674	2,223	72,89	56,06	9,78	11,33	6
5675	2,038	59,36	35,46	9,81	6,39	6




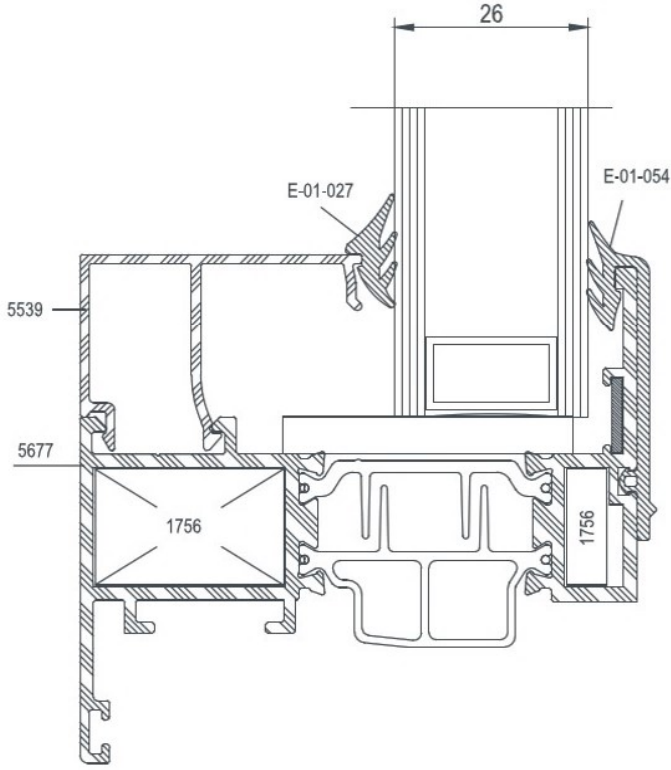
COD Code	AGIRLIK (kg/m) Weight	Jxx cm ⁴	Jyy cm ⁴	Wxx cm ³	Wyy cm ³	L m
5676	1,873	59,27	22,18	9,84	5,33	6
5677	1,570	40,24	5,84	8,83	2,31	6



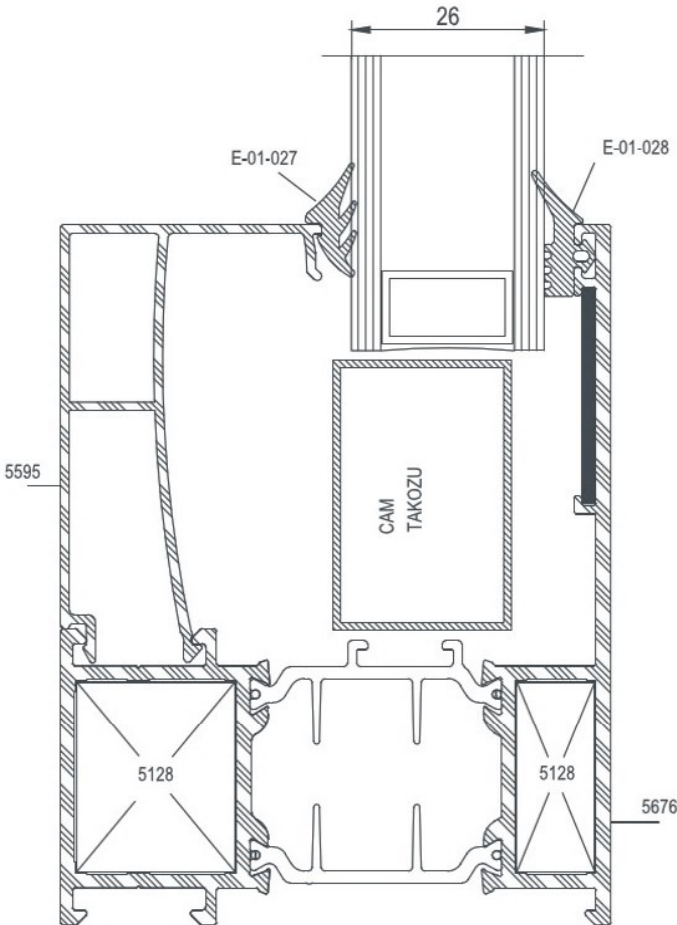


COD Code	AGIRLIK (kg/m) Weight	Jxx cm ⁴	Jyy cm ⁴	Wxx cm ³	Wyy cm ³	L m
5587	0,510	6,36	0,82	1,97	0,75	6
5588	0,521	6,63	1,05	2,00	0,90	6
5589	0,548	7,30	1,18	2,11	0,73	6
5590	0,542	7,13	1,08	2,08	0,73	6
5591	0,534	6,97	1,00	2,06	0,74	6
5592	0,554	7,47	1,30	2,14	0,74	6
5593	0,560	7,65	1,41	2,17	0,76	6
5594	0,567	7,83	1,55	2,20	0,78	6
5595	0,573	8,02	1,70	2,23	0,81	6





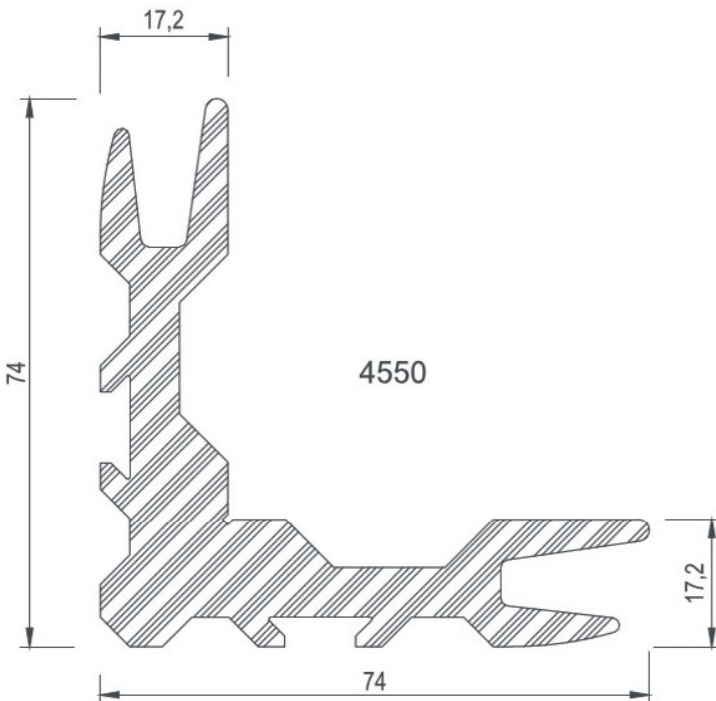
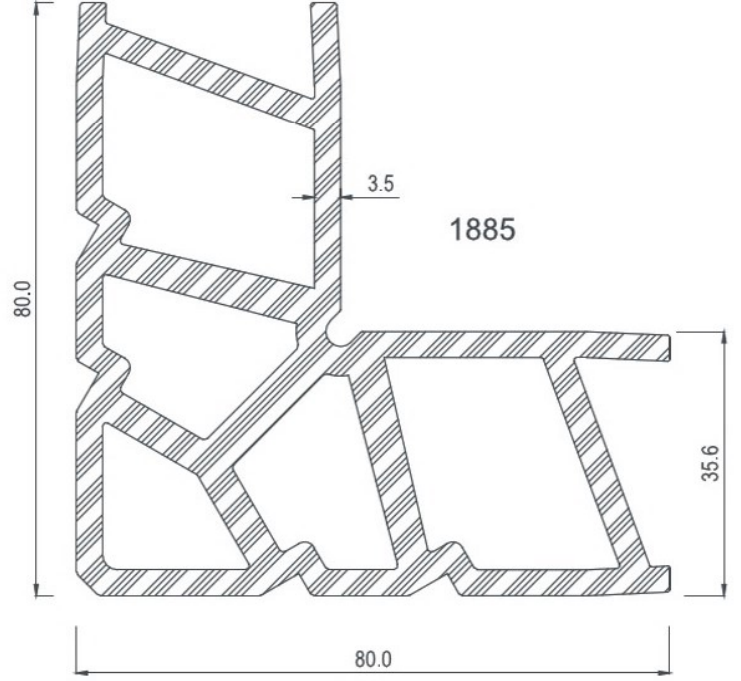
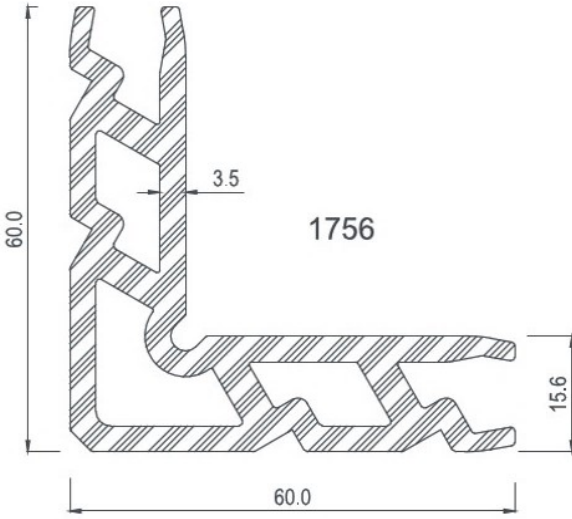
CAM ÇİTASI Glazing Bead	İÇ CAM FİTİLİ Glazing Gasket (in)	CAM KALINLIĞI Glas Thickness	DIŞ CAM FİTİLİ Glazing Gasket (out)
5539	E-01-027	26 mm	E-01-054
5538	E-01-027	28 mm	E-01-054
5537	E-01-027	30 mm	E-01-054
5536	E-01-027	32 mm	E-01-054
5535	E-01-027	34 mm	E-01-054
5126	E-01-027	36 mm	E-01-054
5125	E-01-027	38 mm	E-01-054
5124	E-01-027	40 mm	E-01-054
5123	E-01-027	42 mm	E-01-054
5122	E-01-027	44 mm	E-01-054
5121	E-01-027	46 mm	E-01-054
5120	E-01-027	48 mm	E-01-054
5119	E-01-027	50 mm	E-01-054
5118	E-01-027	52 mm	E-01-054




CAM ÇİTASI Glazing Bead	İÇ CAM FİTİLİ Glazing Gasket (in)	CAM KALINLIĞI Glas Thickness	DIŞ CAM FİTİLİ Glazing Gasket (out)
5595	E-01-027	26 mm	E-01-028
5594	E-01-027	28 mm	E-01-028
5593	E-01-027	30 mm	E-01-028
5592	E-01-027	32 mm	E-01-028
5589	E-01-027	34 mm	E-01-028
5590	E-01-027	36 mm	E-01-028
5591	E-01-027	38 mm	E-01-028
5588	E-01-027	40 mm	E-01-028
5587	E-01-027	42 mm	E-01-028



COD Code	AGIRLIK (kg/m) Weight	Jxx cm4	Jyy cm4	Wxx cm3	Wyy cm3	L m
1756	2,474	---	---	---	---	6
1885	4,471	---	---	---	---	6
4550	3,581	---	---	---	---	6

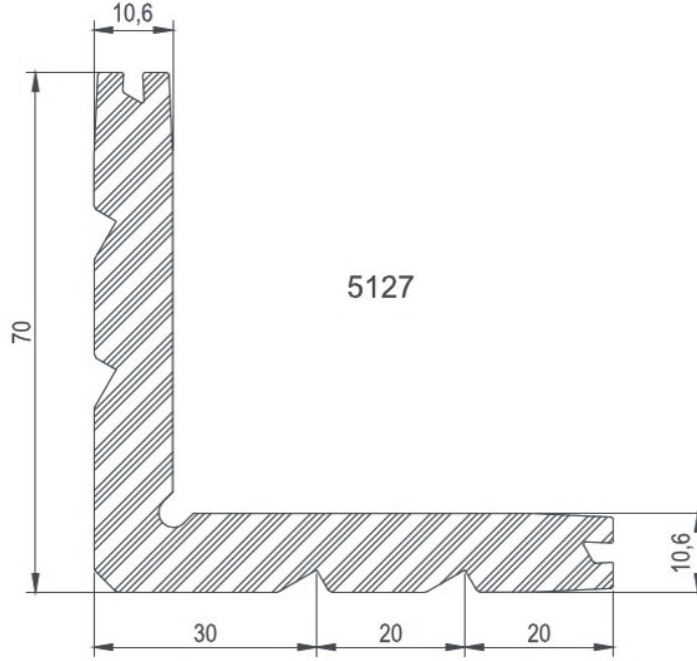


KÖŞE TAKOZLARI / Corner Cleats

Nr	 L m	AKS. KODU Acs. Code	KESİM ÖLÇÜSÜ Cutting Size
5655	1756	1756-26,8	26,8 mm
	1756	1756-5,4	5,4 mm
5677	1756	1756-25,4	25,4 mm
	1756	1756-5,5	5,5 mm
5656	1885	1885-18,3	18,3 mm
	1885	1885-5,3	5,3 mm
5671	4550	4550-18,3	18,3 mm
	4550	4550-5,3	5,3 mm



COD Code	AGIRLIK (kg/m) Weight	Jxx cm4	Jyy cm4	Wxx cm3	Wyy cm3	L m
5127	3,484	---	---	---	---	6

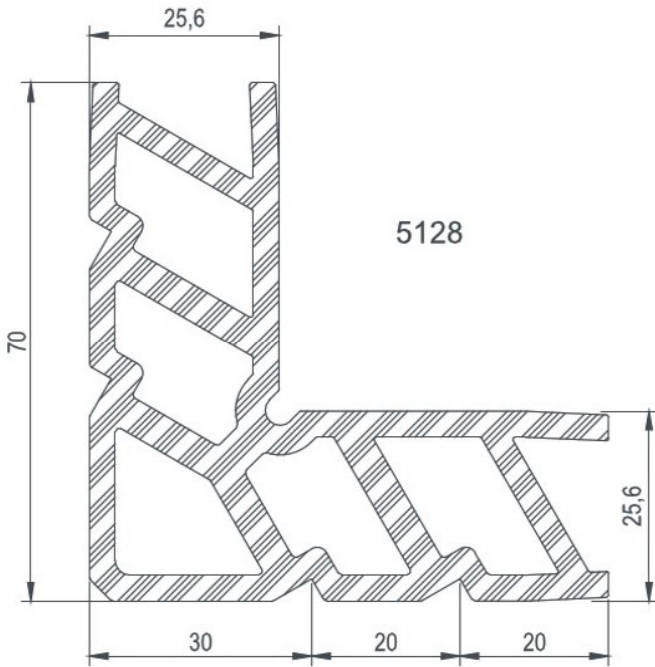


KÖŞE TAKOZLARI / Corner Cleats

Nr	 L m	AKS. KODU Acs. Code	KESİM ÖLÇÜSÜ Cutting Size
5650	5127	5127-21,3	21,3 mm
	5127	5127-10,5	10,5 mm
5653	5127	5127-18,6	18,6 mm
	5127	5127- 5,3	5,3 mm
5500	5127	5127-21,3	21,3 mm
	5127	5127-10,5	10,5 mm
5659	5127	5127-21,3	21,3 mm
	5127	5127-10,5	10,5 mm
5503	5127	5127-18,6	18,6 mm
	5127	5127- 5,3	5,3 mm
5507	5127	5127-21,3	21,3 mm
	5127	5127-10,5	10,5 mm
5558	5127	5127-18,77	18,77 mm
	5127	5127-18,77	18,77 mm



COD Code	AGIRLIK (kg/m) Weight	Jxx cm ⁴	Jyy cm ⁴	Wxx cm ³	Wyy cm ³	L m
5128	3,652	---	---	---	---	6

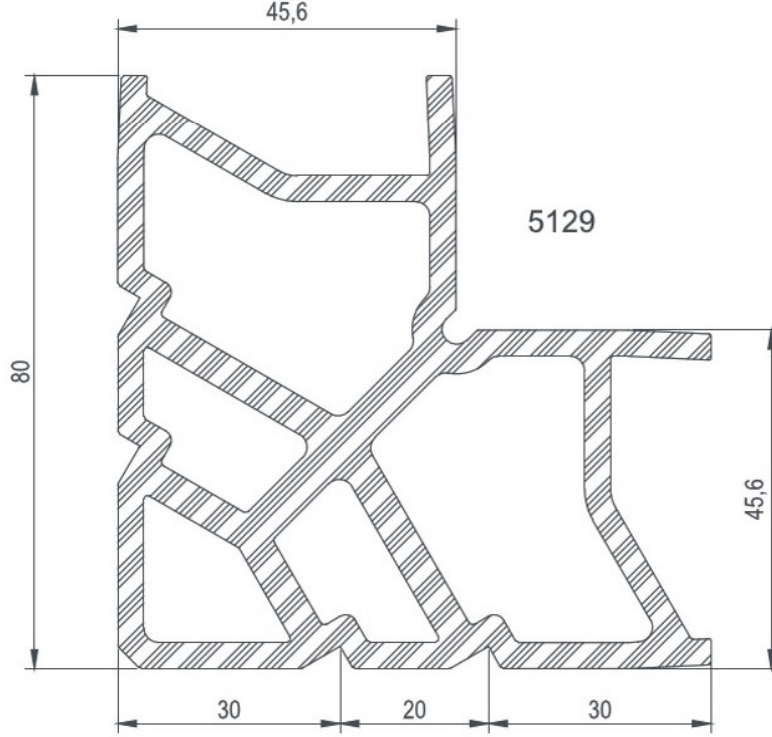


KÖŞE TAKOZLARI / Corner Cleats

Nr	 L m	AKS. KODU Ac. Code	KESİM ÖLÇÜSÜ Cutting Size
5651	5128	5128-21,3	21,3 mm
	5128	5128-10,5	10,5 mm
5654	5128	5128-18,6	18,6 mm
	5128	5128-5,3	5,3 mm
5501	5128	5128-21,3	21,3 mm
	5128	5128-10,5	10,5 mm
5668	5128	5128-21,3	21,3 mm
	5128	5128-10,5	10,5 mm
5669	5128	5128-21,3	21,3 mm
	5128	5128-10,5	10,5 mm
5660	5128	5128-21,3	21,3 mm
	5128	5128-10,5	10,5 mm
5504	5128	5128-18,6	18,6 mm
	5128	5128-5,3	5,3 mm
5508	5128	5128-21,3	21,3 mm
	5128	5128-10,5	10,5 mm
5673	5128	5128-21,3	21,3 mm
	5128	5128-10,5	10,5 mm
5663	5128	5128-21,3	21,3 mm
	5128	5128-10,5	10,5 mm
5670	5128	5128-18,3	18,3 mm
	5128	5128-5,4	5,3 mm
5511	5128	5128-21,3	21,3 mm
	5128	5128-10,5	10,5 mm
5664	5128	5128-21,3	21,3 mm
	5128	5128-10,5	10,5 mm
5556	5128	5128-18,6	18,6 mm
	5128	5128-5,3	5,3 mm
5512	5128	5128-21,3	21,3 mm
	5128	5128-10,5	10,5 mm
5674	5128	5128-21,3	21,3 mm
	5128	5128-10,5	10,5 mm
5675	5128	5128-21,3	21,3 mm
	5128	5128-10,5	10,5 mm
5676	5128	5128-21,3	21,3 mm
	5128	5128-10,5	10,5 mm



COD Code	AGIRLIK (kg/m) Weight	Jxx cm ⁴	Jyy cm ⁴	Wxx cm ³	Wyy cm ³	L m
5129	4,618	---	---	---	---	6

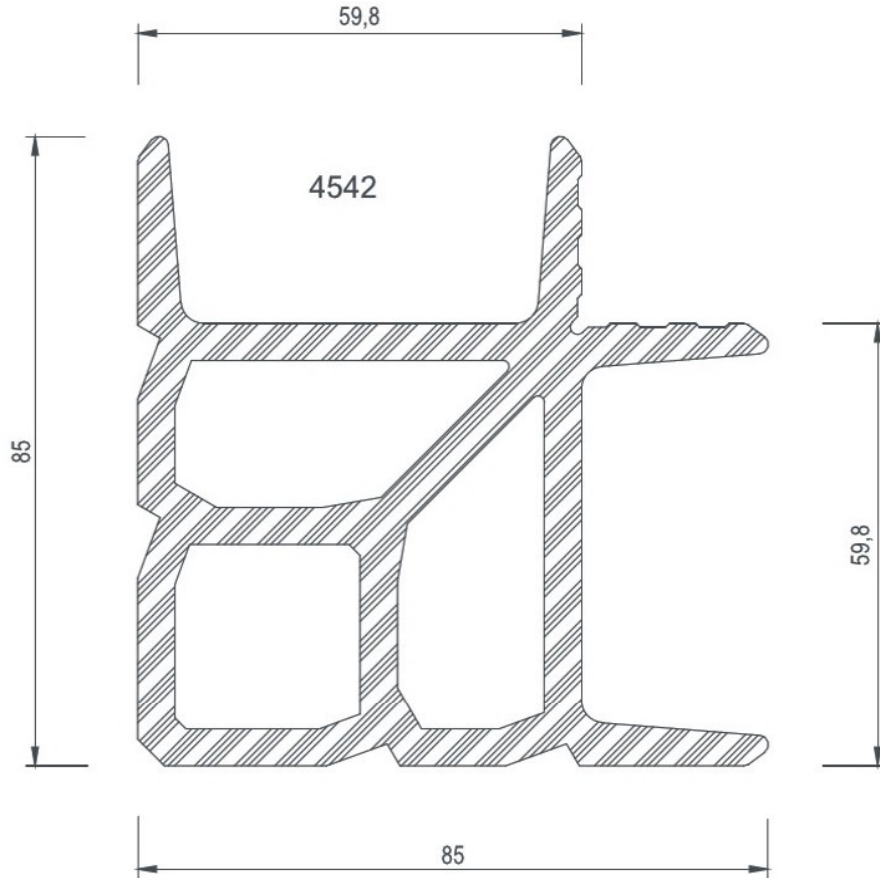


KÖŞE TAKOZLARI / Corner Cleats


Nr	 L m	AKS. KODU Acs. Code	KESİM ÖLÇÜSÜ Cutting Size
5502	5129	5129-21,3	21,3 mm
	5129	5129-10,5	10,5 mm
5506	5129	5129-26,7	26,7 mm
	5129	5129-5,3	5,3 mm
5509	5129	5129-21,3	21,3 mm
	5129	5129-10,5	10,5 mm
5652	5129	5129-21,3	21,3 mm
	5129	5129-10,5	10,5 mm
5658	5129	5129-26,7	26,7 mm
	5129	5129-5,3	5,3 mm
5661	5129	5129-21,3	21,3 mm
	5129	5129-10,5	10,5 mm
5557	5129	5129-18,3	18,3 mm
	5129	5129-5,4	5,4 mm
5580	5129	5129-21,3	21,3 mm
	5129	5129-10,5	10,5 mm



COD Code	AGIRLIK (kg/m) Weight	Jxx cm4	Jyy cm4	Wxx cm3	Wyy cm3	L m
4542	5,381	---	---	---	---	6

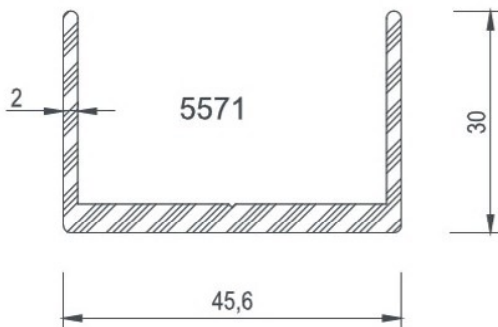
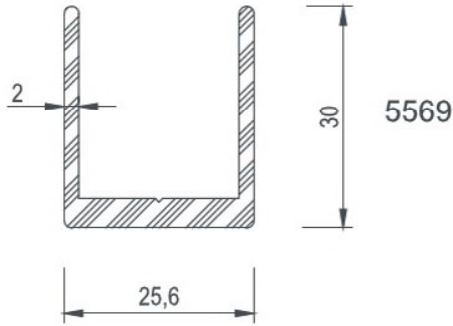
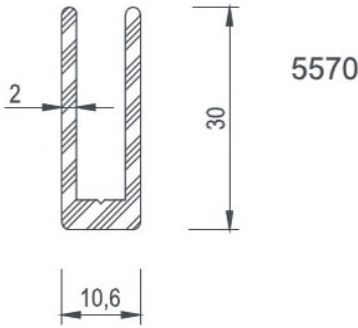


KÖŞE TAKOZLARI / Corner Cleats

Nr		AKS. KODU Acs. Code	KESİM ÖLÇÜSÜ Cutting Size
5657	4542	4542-18,6	18,6 mm
	4542	4542-5,3	5,3 mm
5568	4542	4542-18,6	18,6 mm
	4542	4542-5,3	5,3 mm
5672	4542	4542-18,6	18,6 mm
	4542	4542-5,3	5,3 mm



COD Code	AGIRLIK (kg/m) Weight	Jxx cm ⁴	Jyy cm ⁴	Wxx cm ³	Wyy cm ³	L m
5569	0,555	---	---	---	---	6
5570	0,393	---	---	---	---	6
5571	0,772	---	---	---	---	6



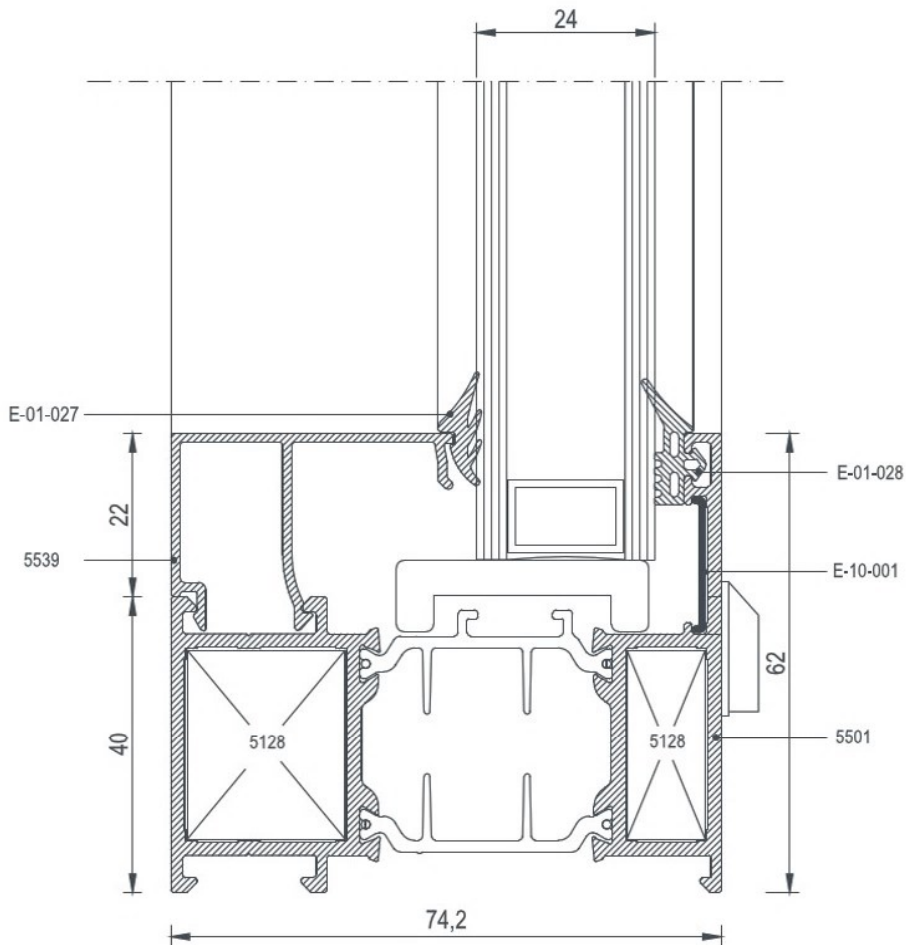
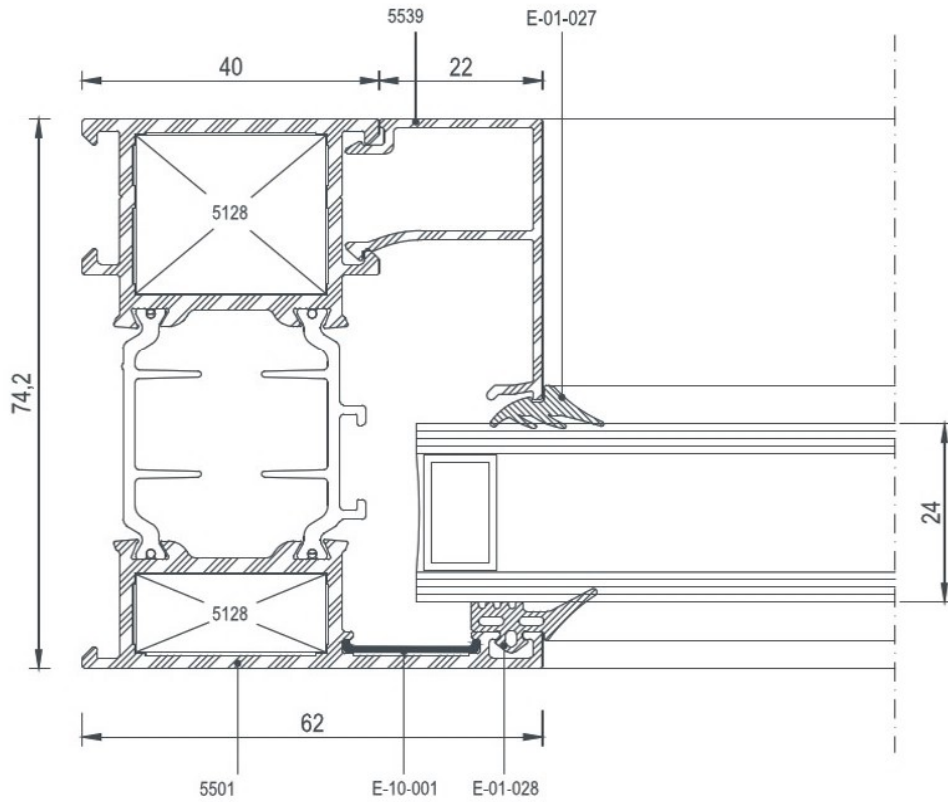
ORTA KAYIT BAĞLANTI / Mullion Connection Piece

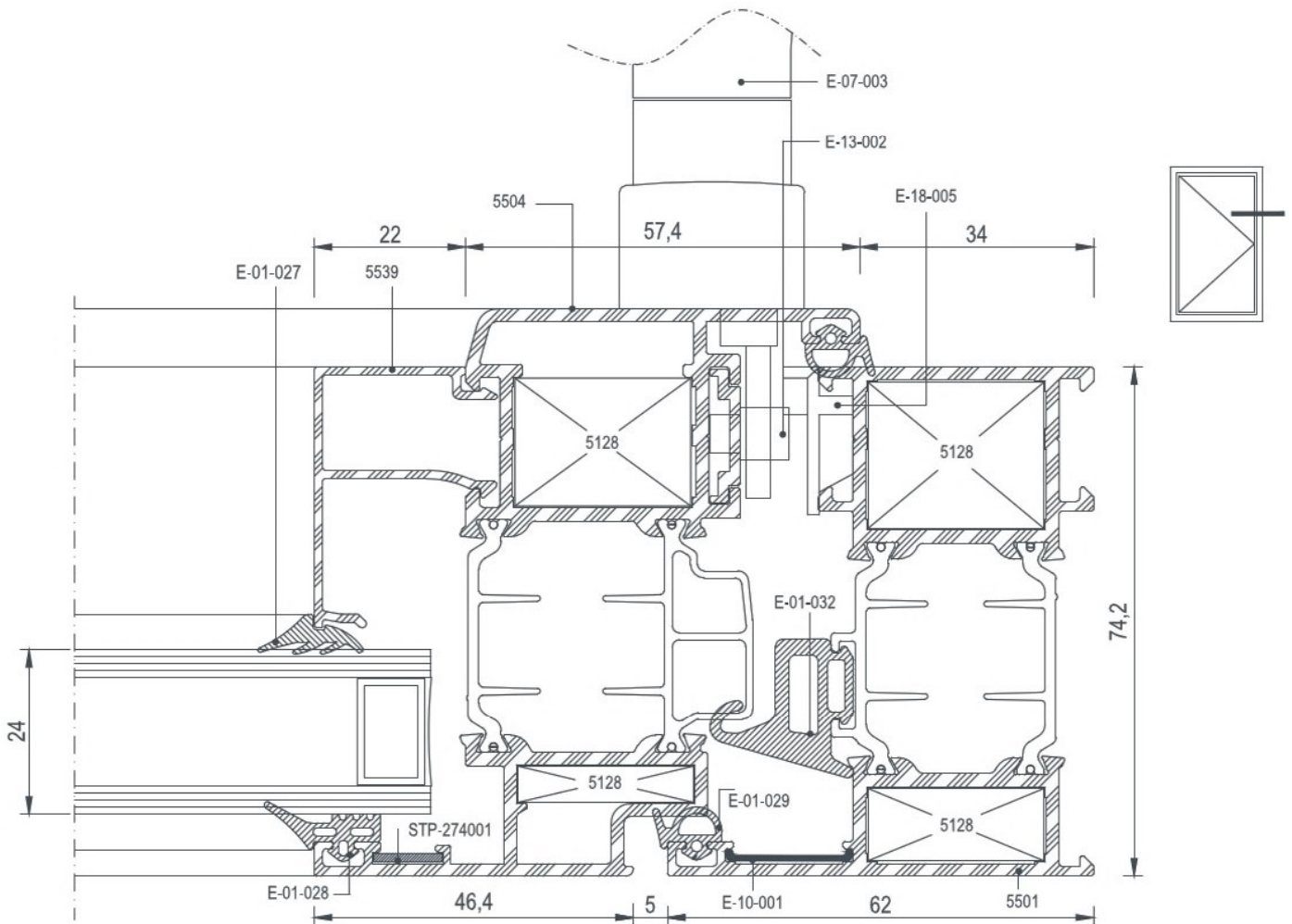
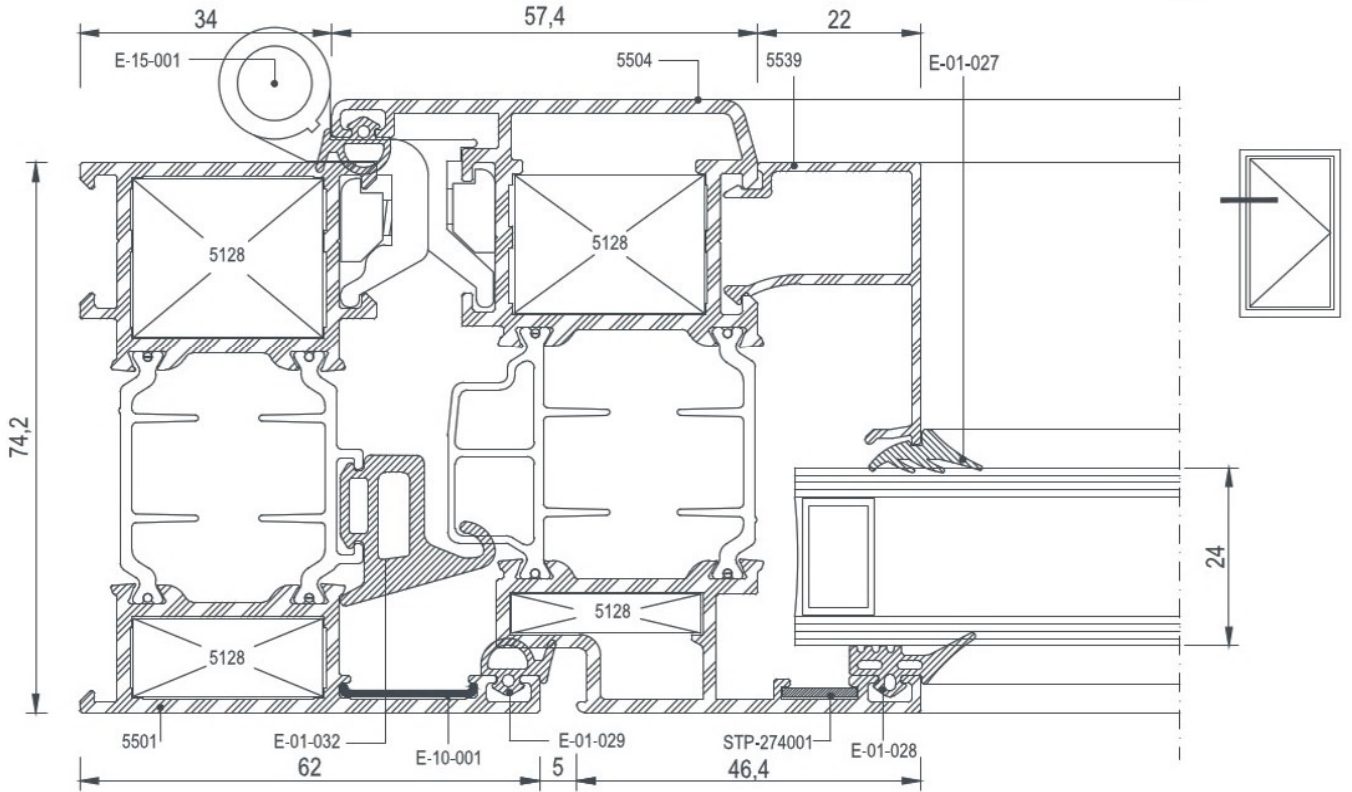
Nr	↔ L m	AKS. KODU Ac. Code	KESİM ÖLÇÜSÜ Cutting Size
5507	5570	5570-21,3	21,3 mm
5508	5569	5569-21,3	21,3 mm
5509	5571	5571-45,6	45,6 mm
5510	-----	-----	---
5511	5569	5569-21,3	21,3 mm
5512	5569	5569-21,3	21,3 mm
5513	5569	5569-21,3	21,3 mm
5659	5570	5570-21,3	21,3 mm
5660	5569	5569-21,3	21,3 mm
5661	5571	5571-45,6	45,6 mm
5662	-----	-----	---
5663	5569	5569-21,3	21,3 mm
5664	5569	5569-21,3	21,3 mm
5665	5569	5569-21,3	21,3 mm
5513	5569	5569-21,3	21,3 mm
5673	5569	5569-21,3	21,3 mm

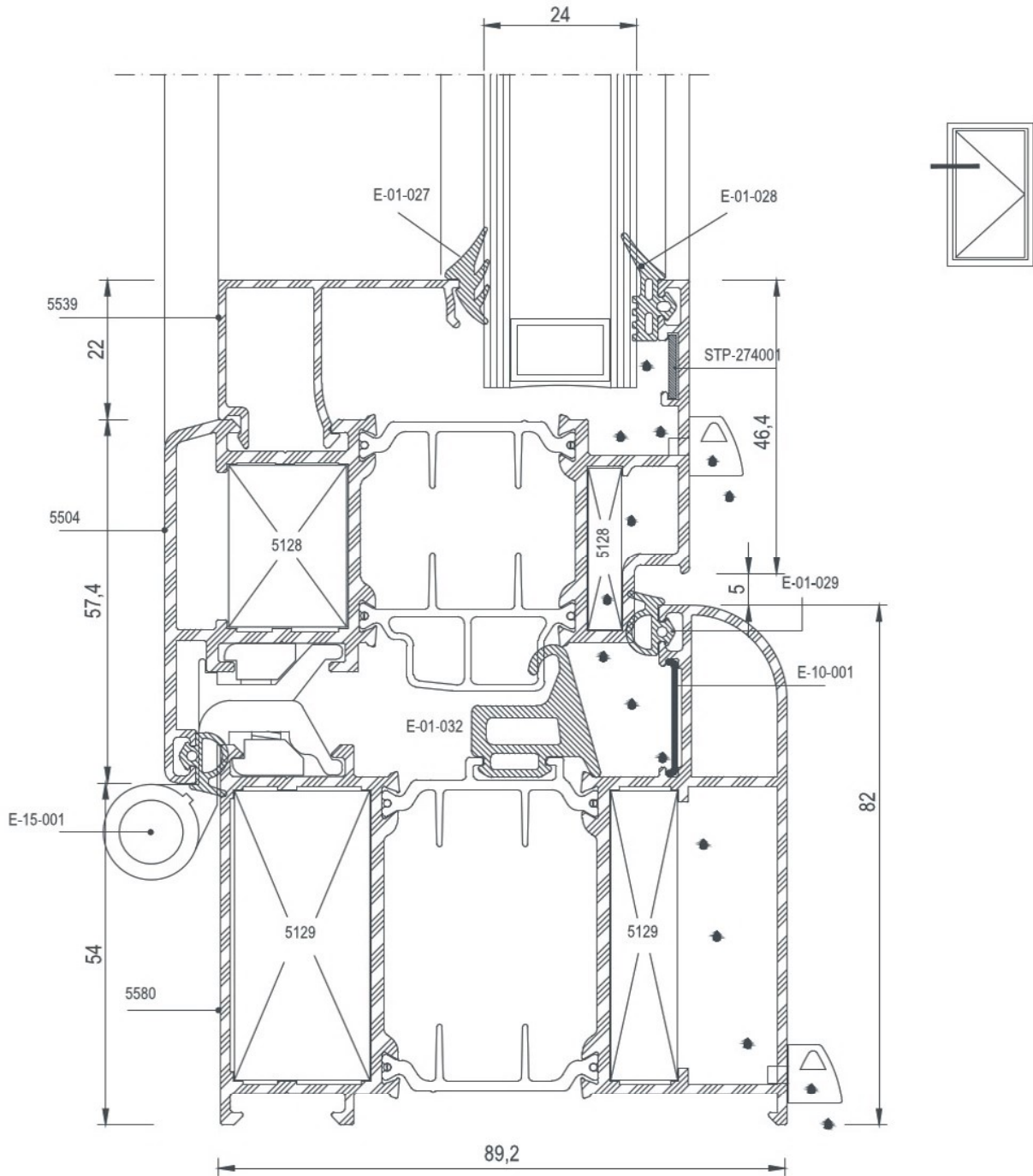


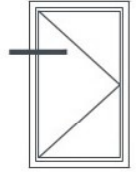
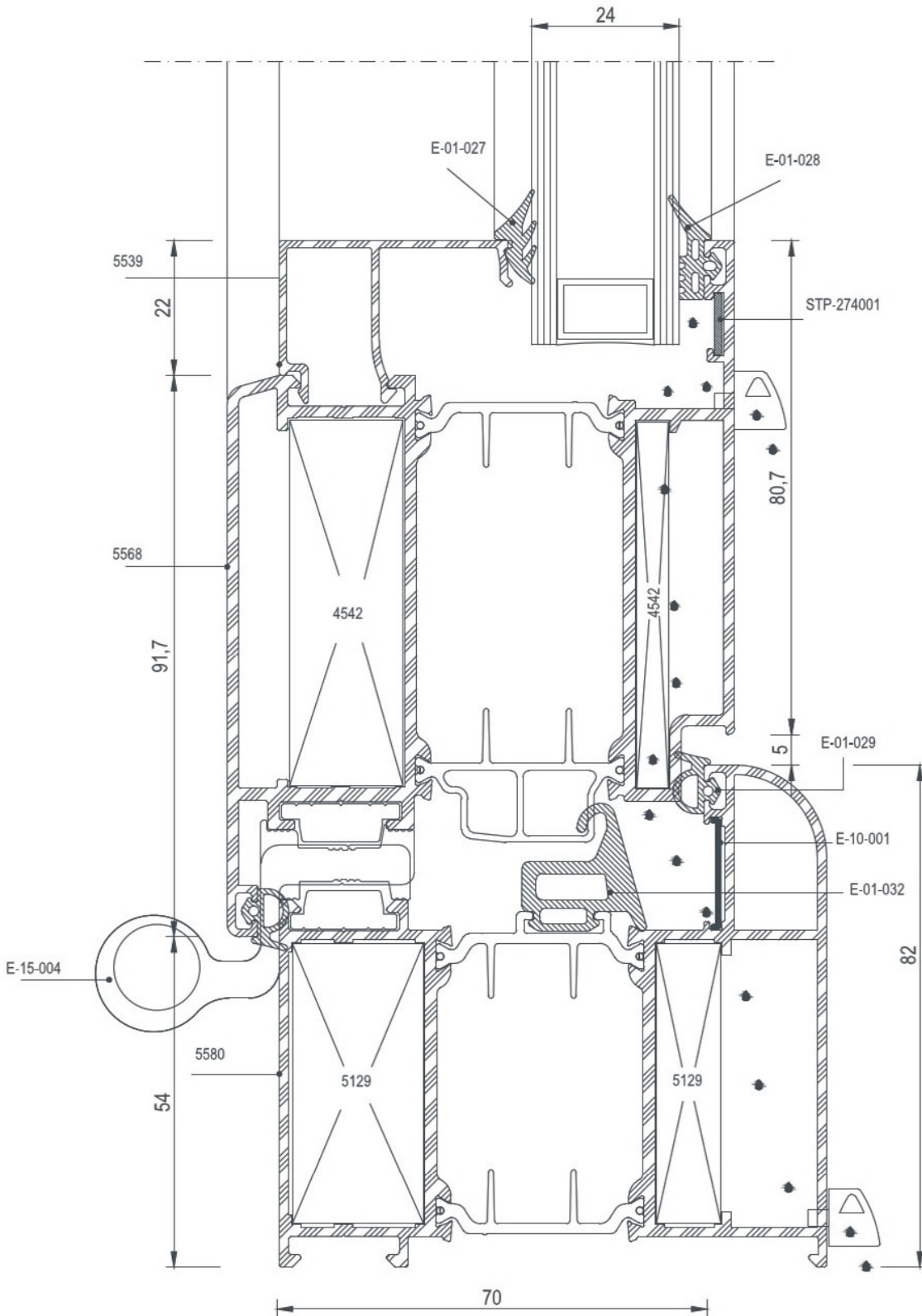
E 74

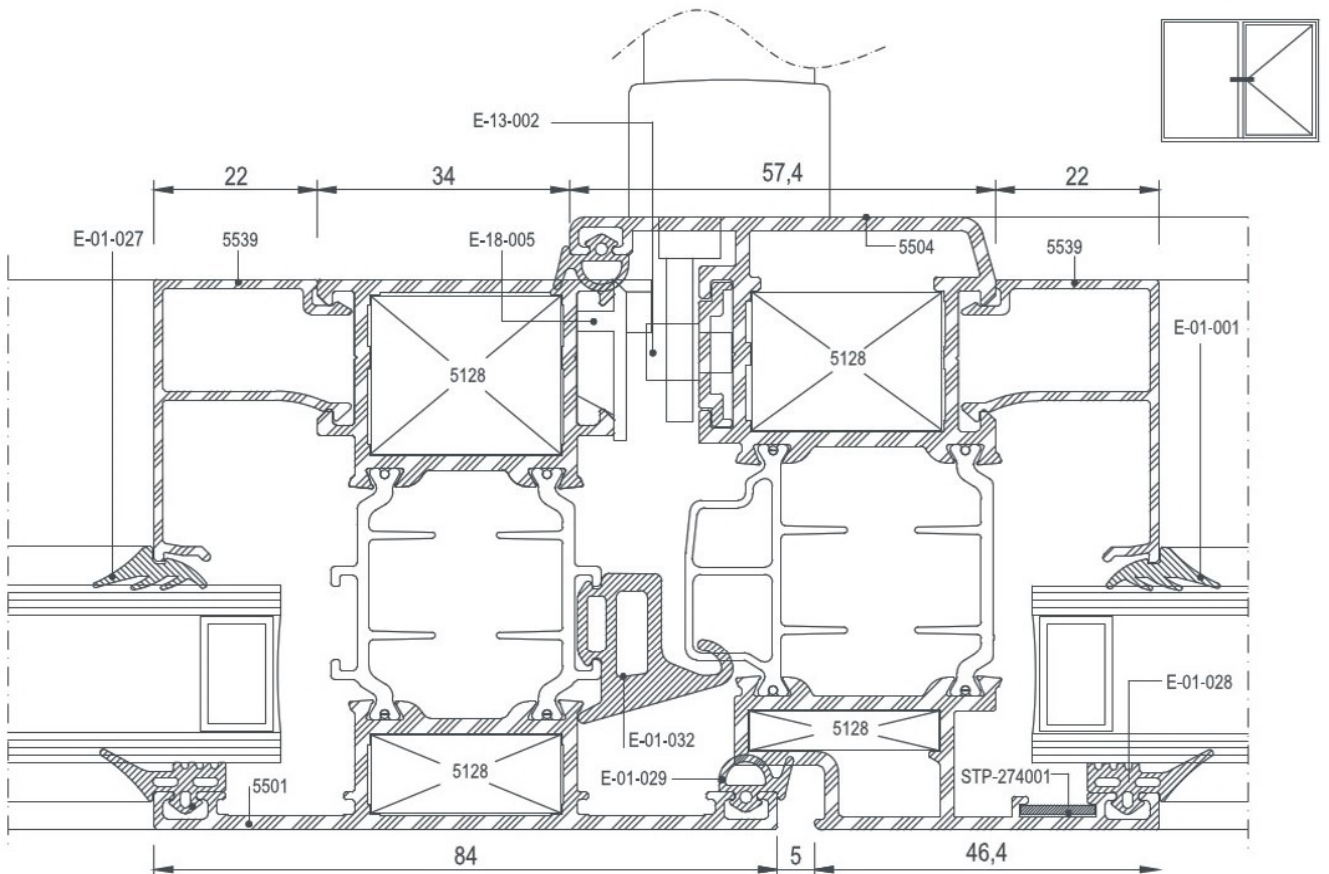
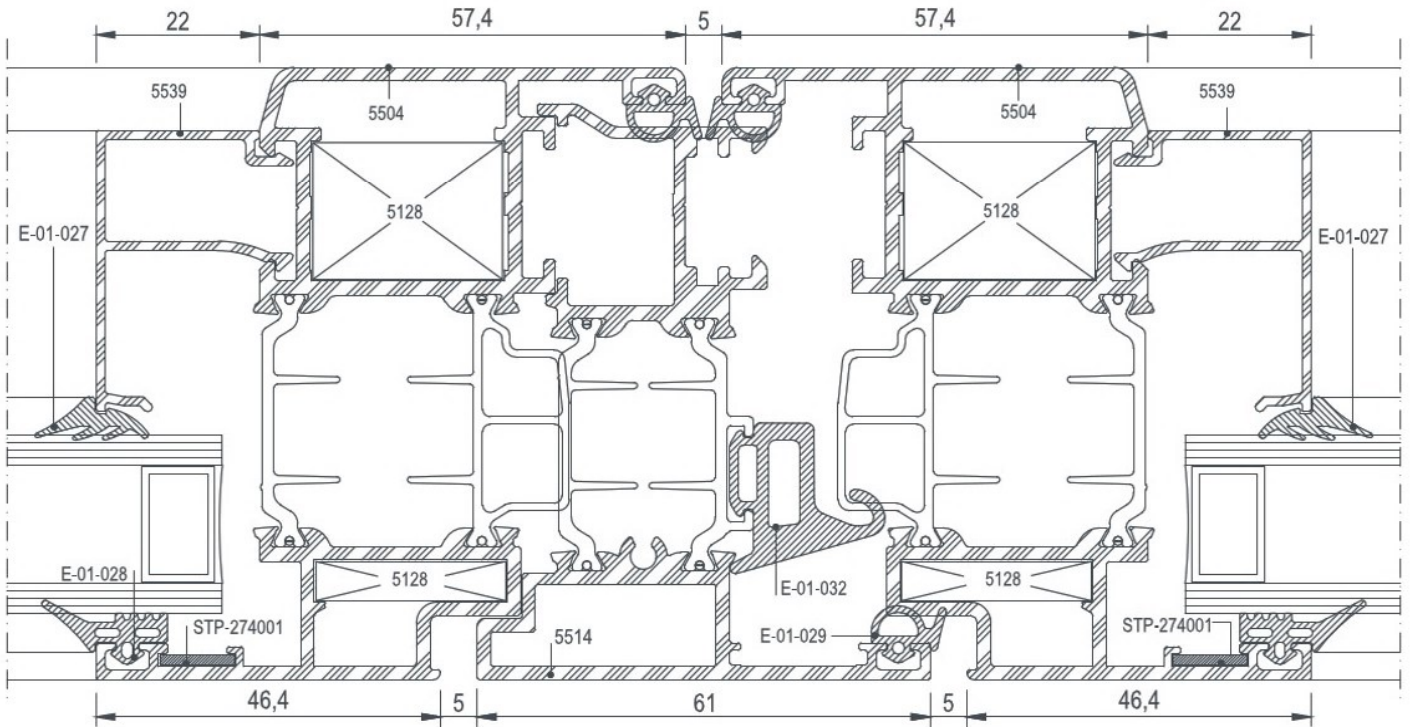
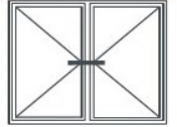
DETAYLAR
DETAILS

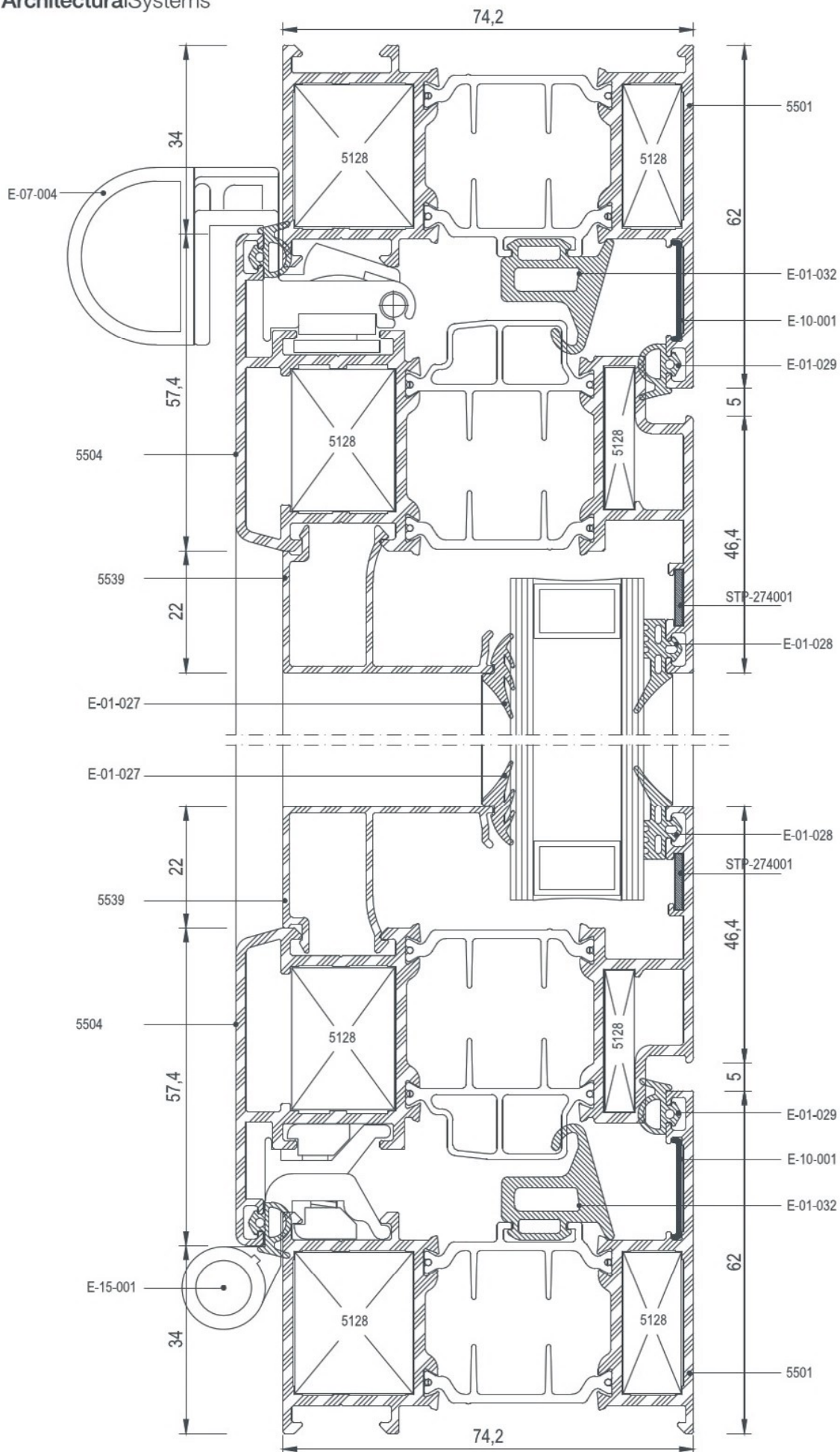


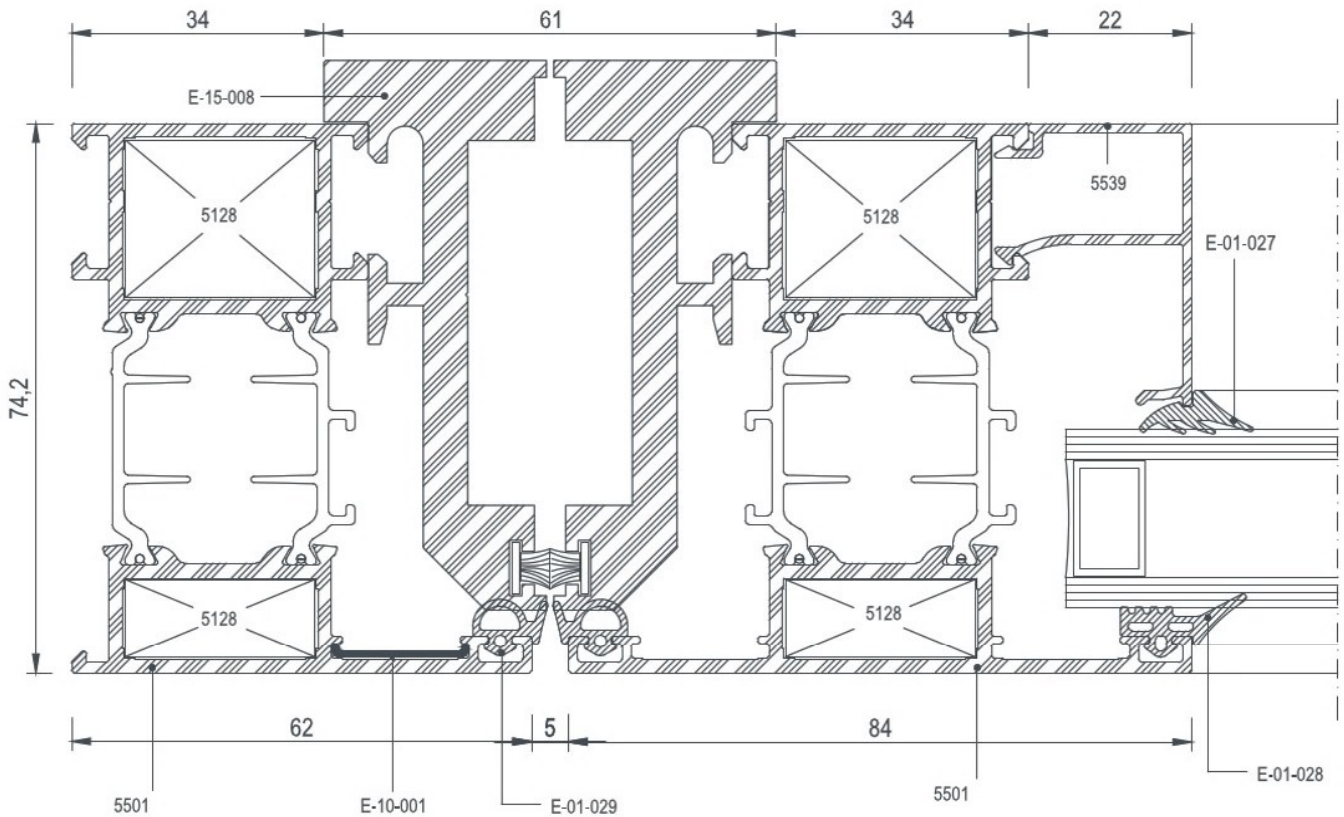
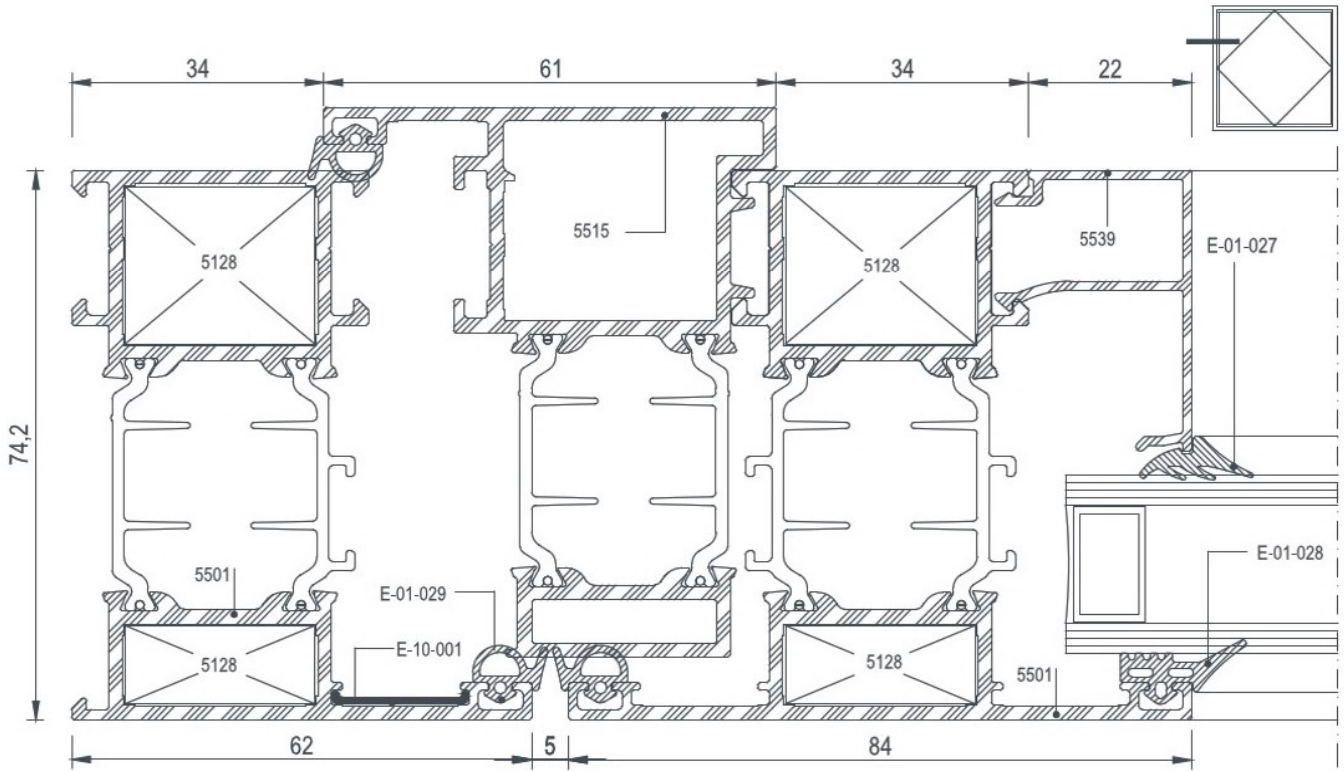


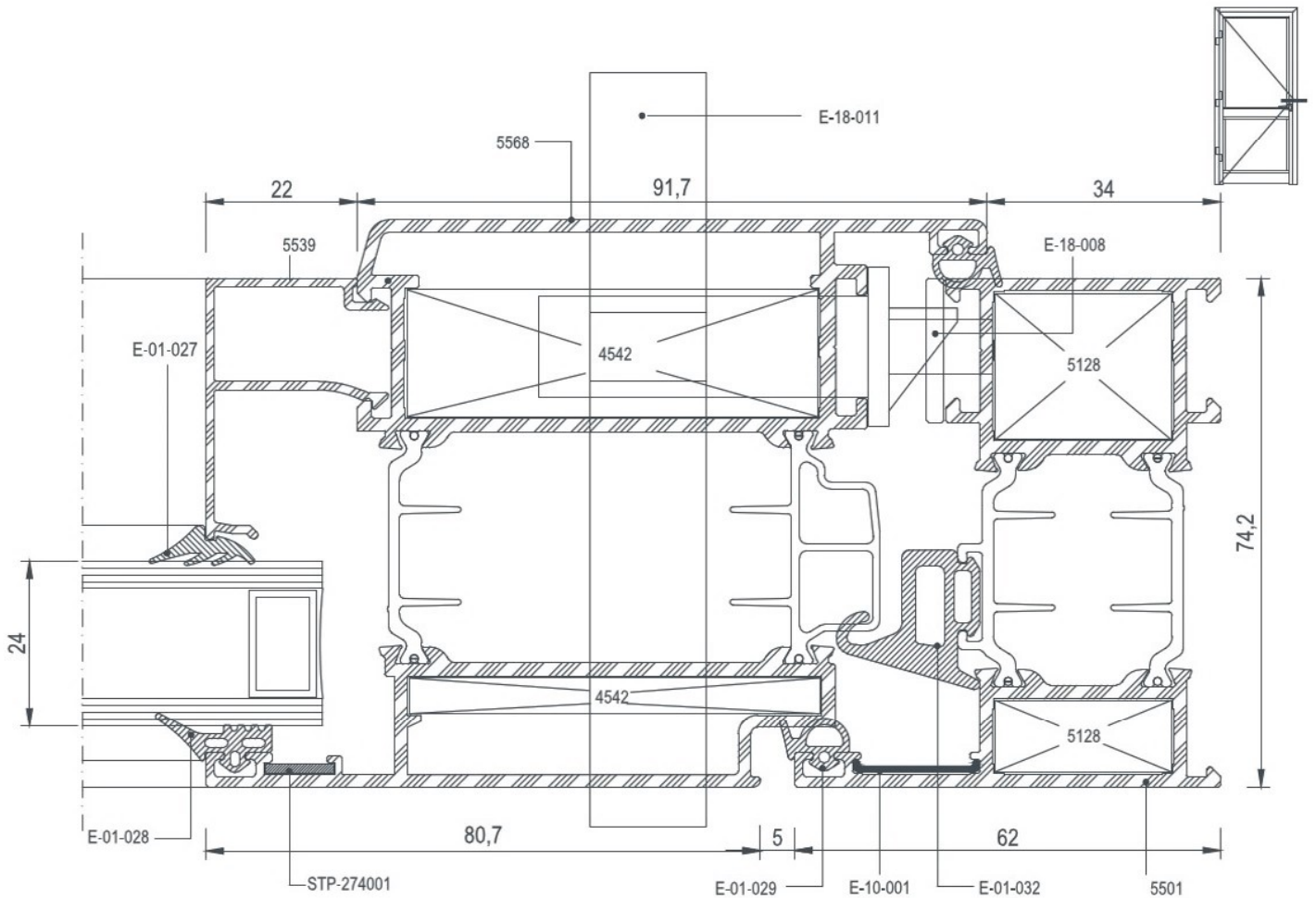
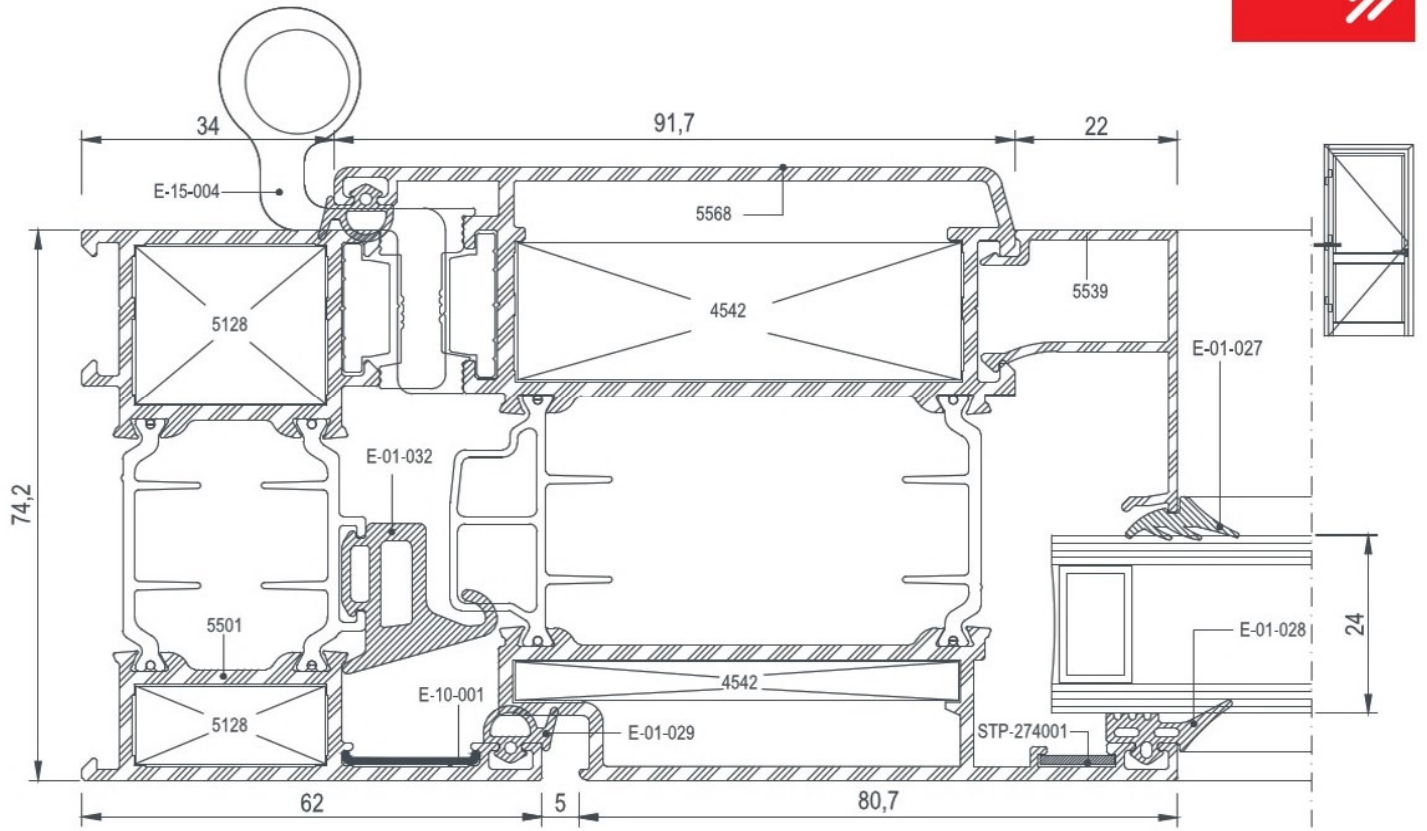


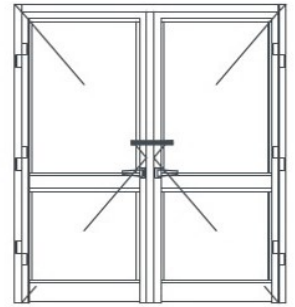
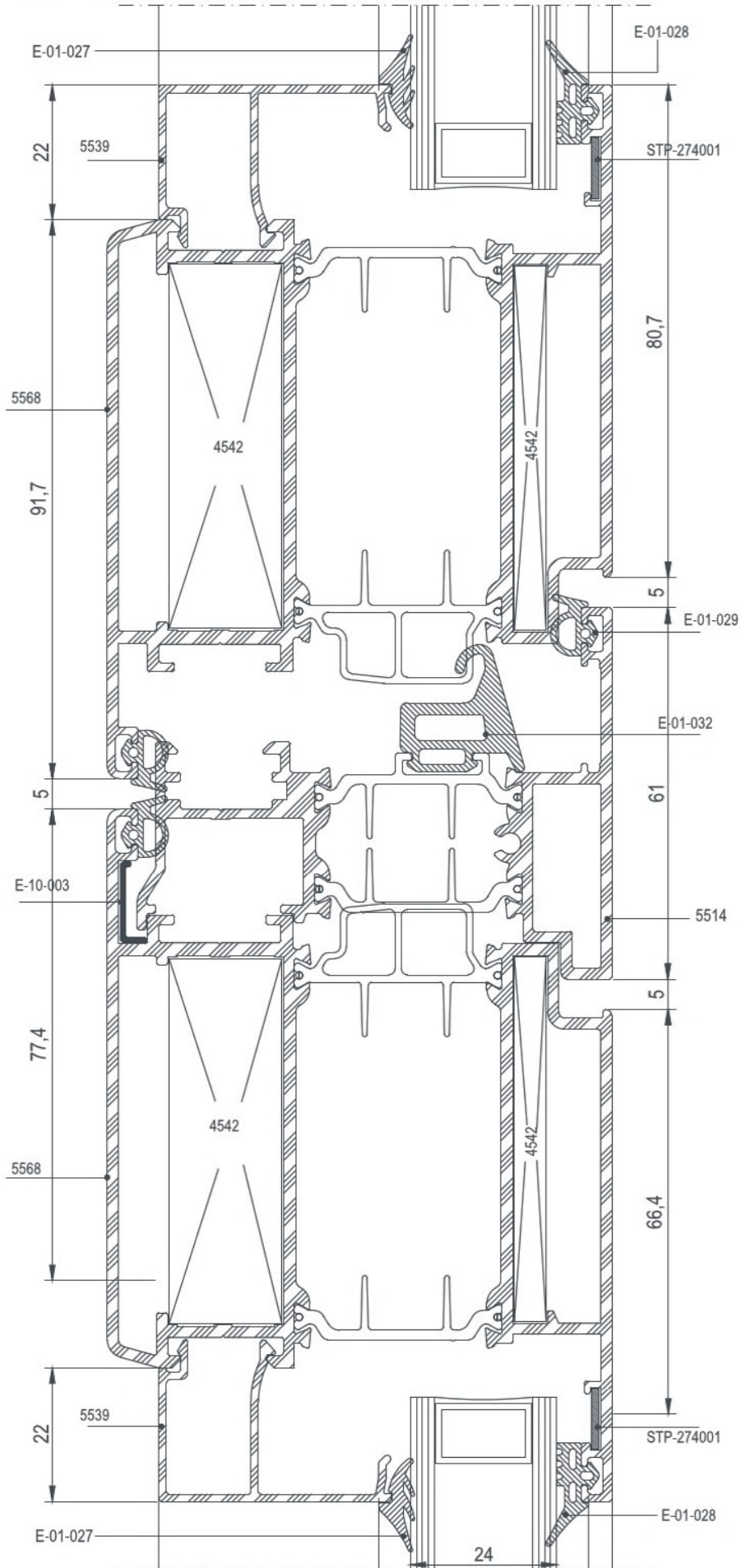


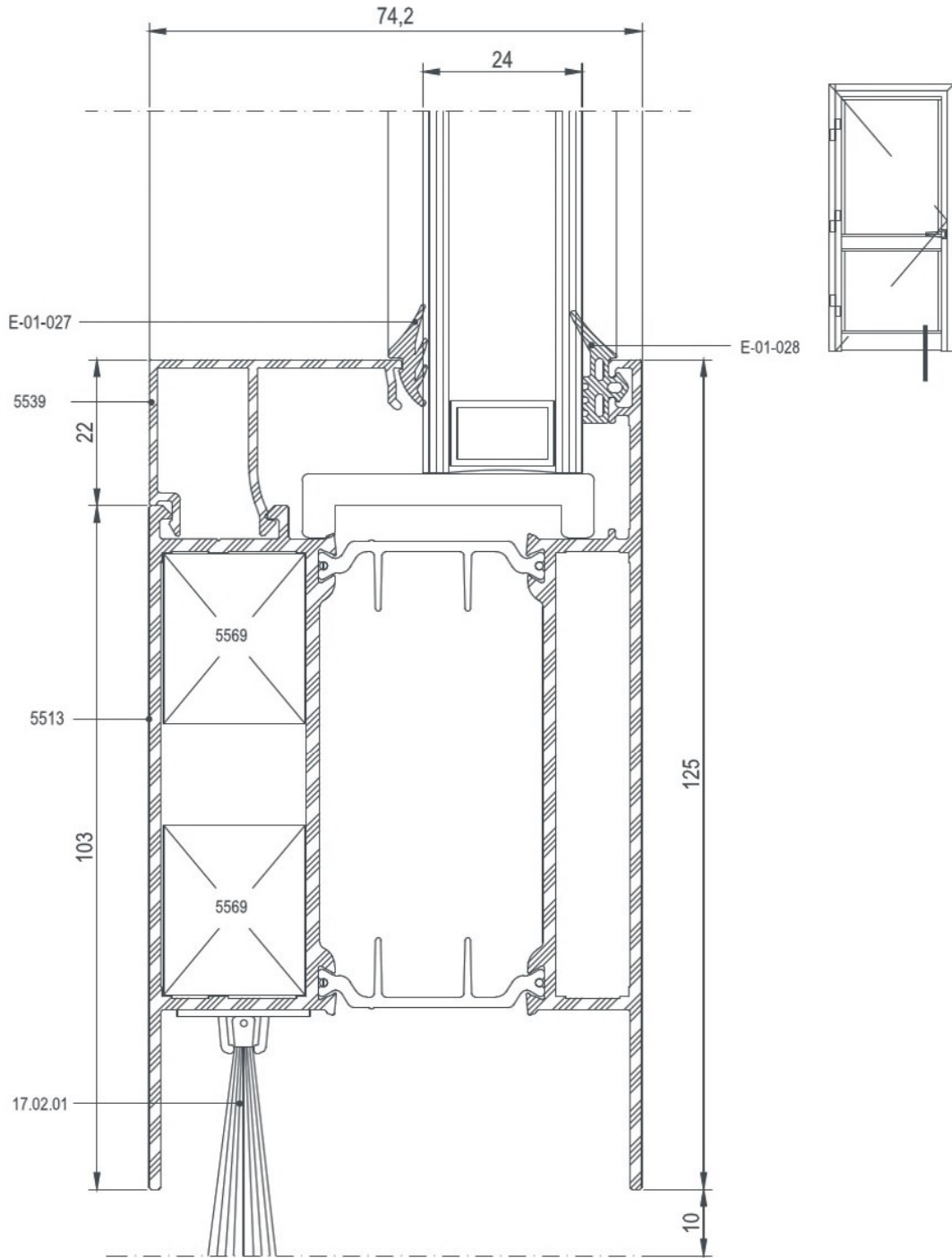


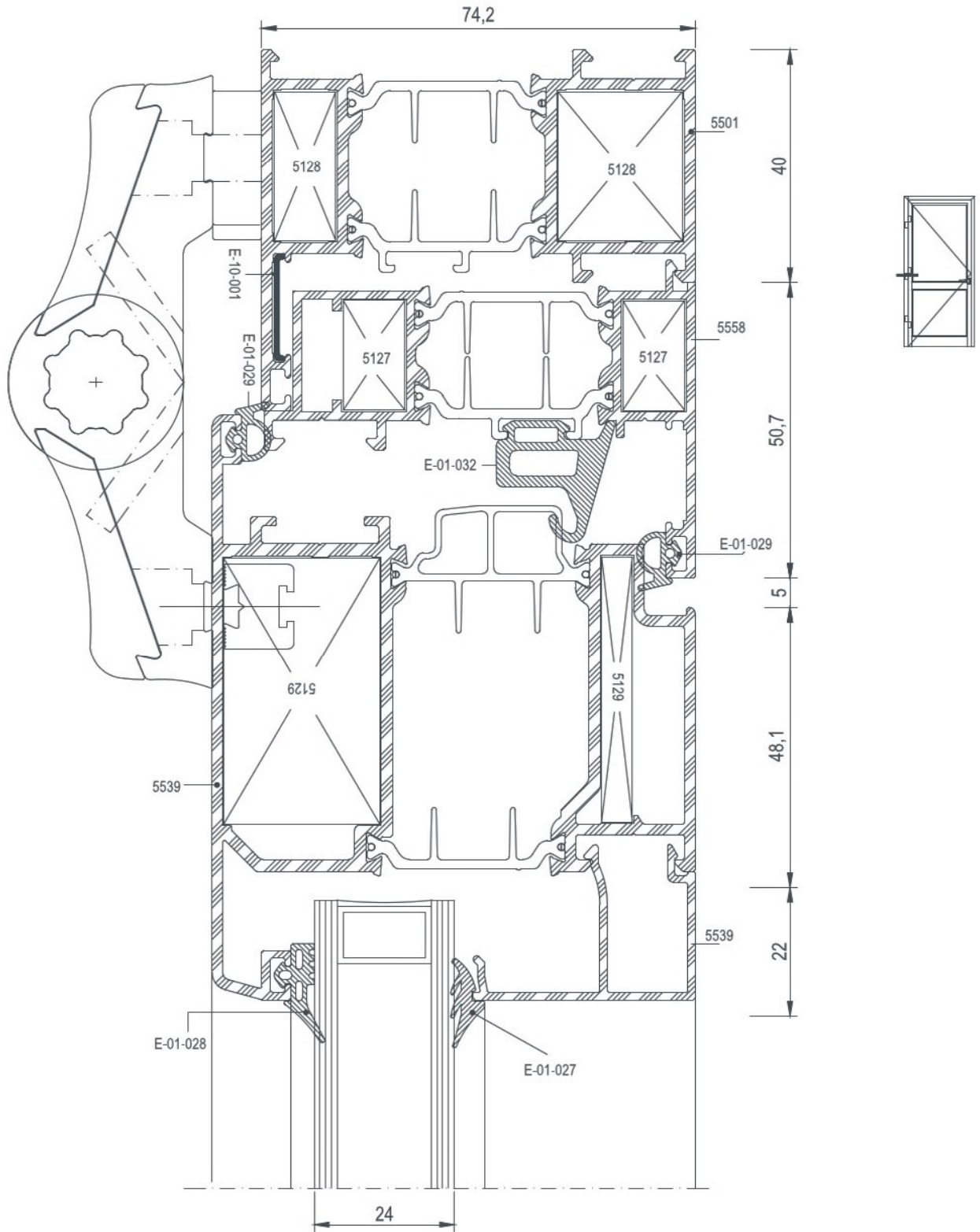


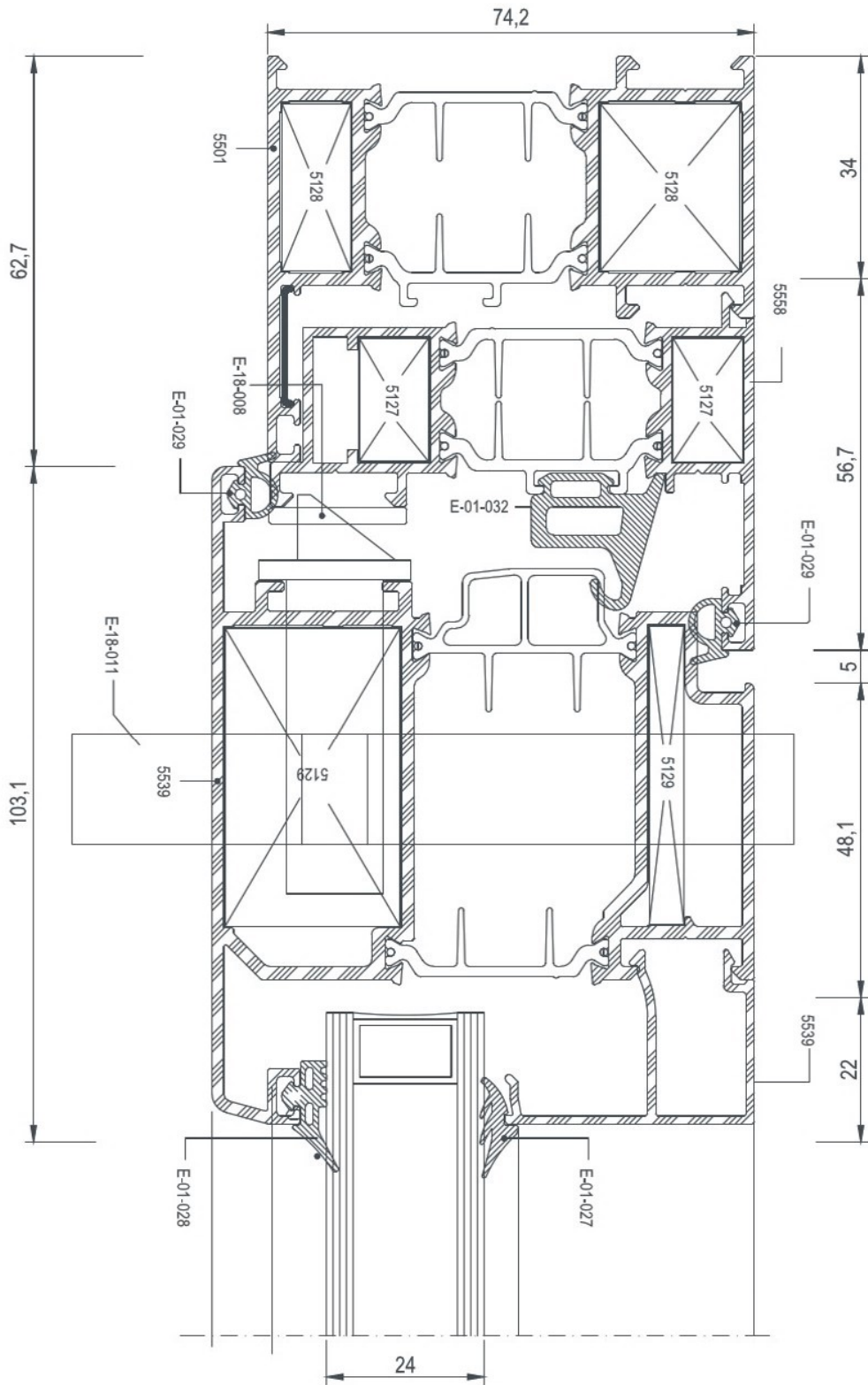


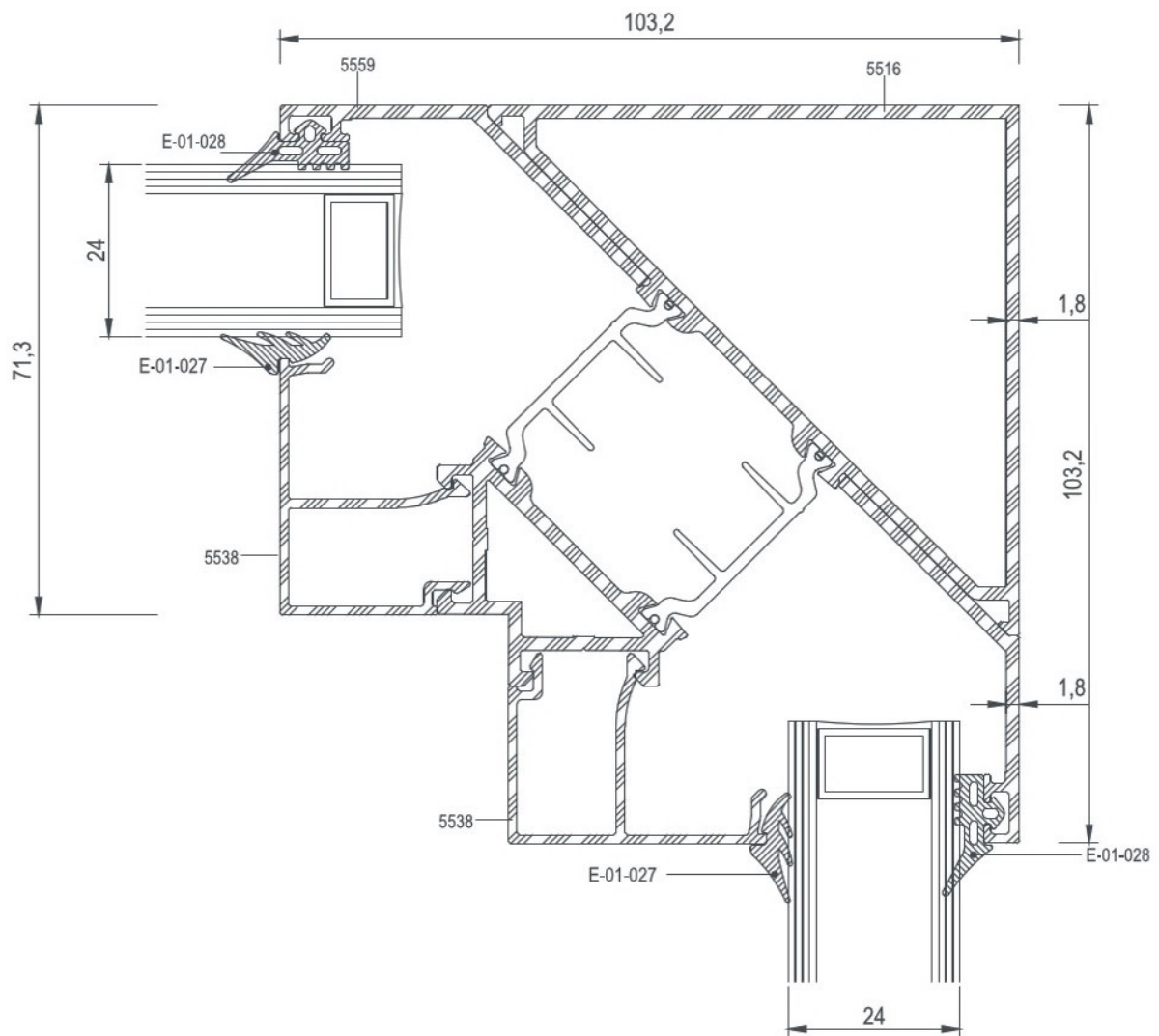
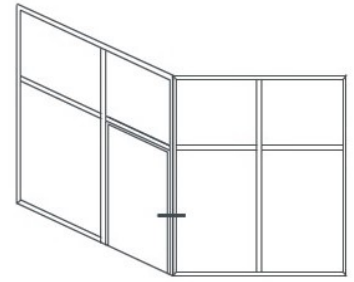


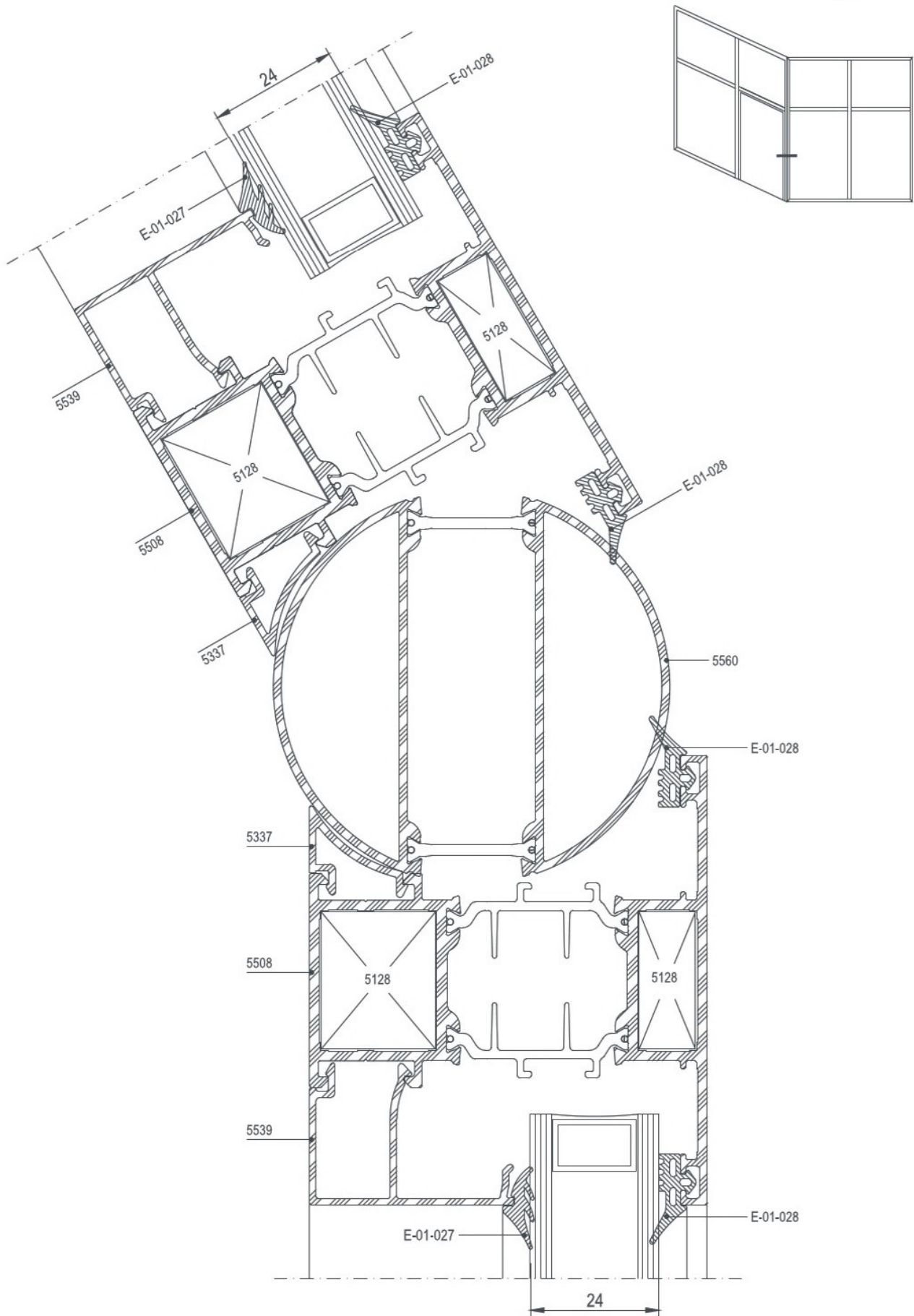


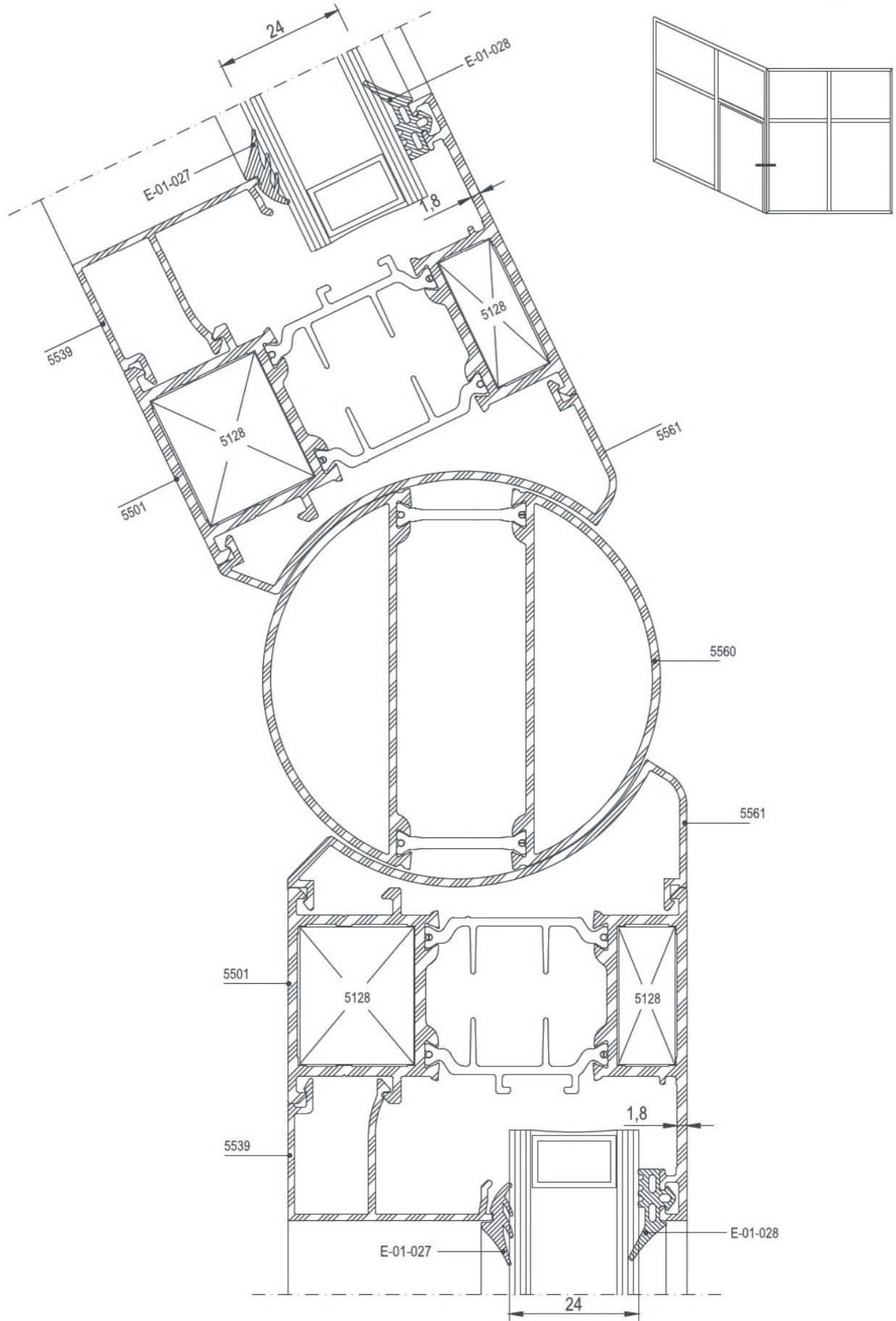












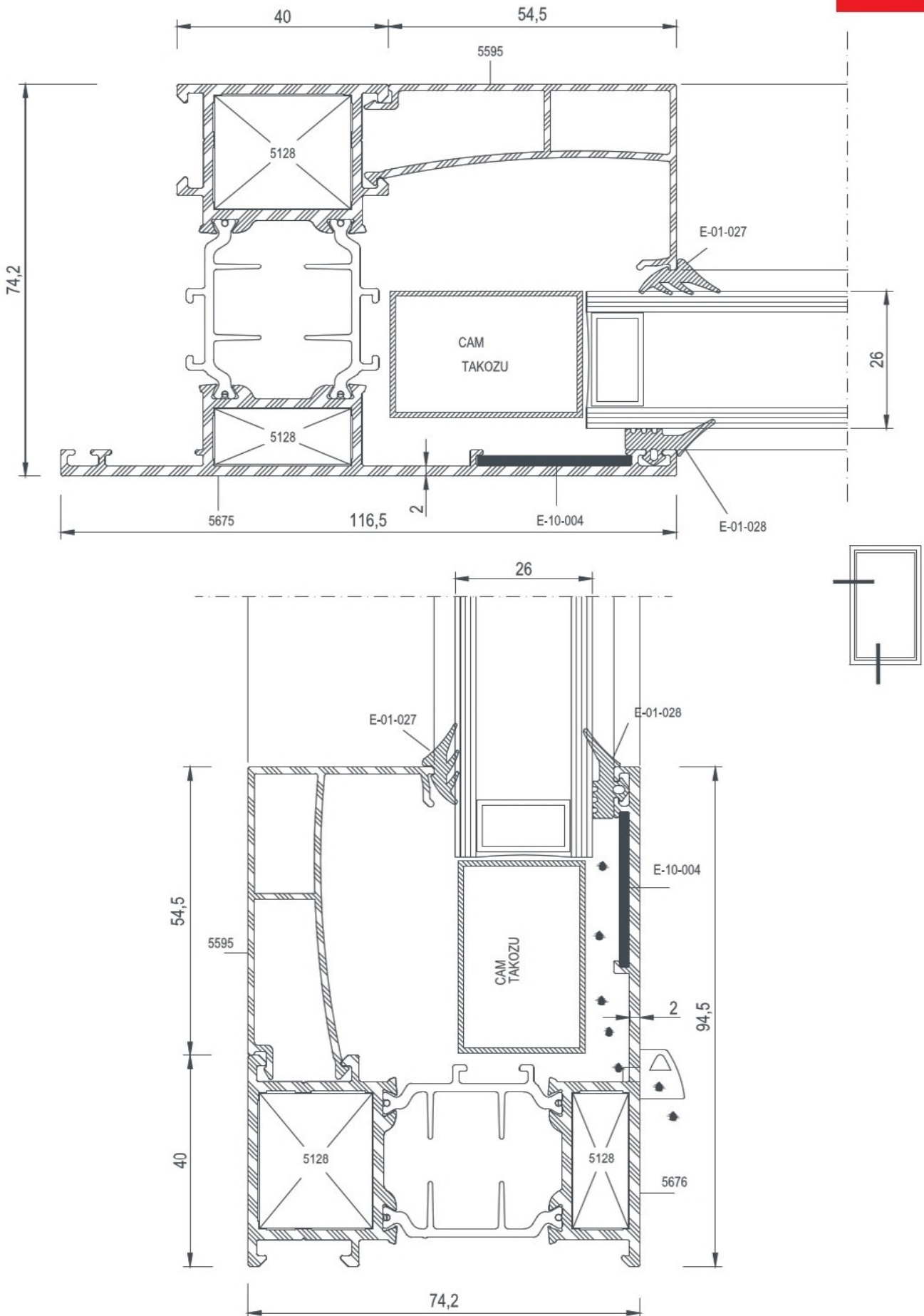


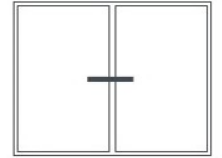
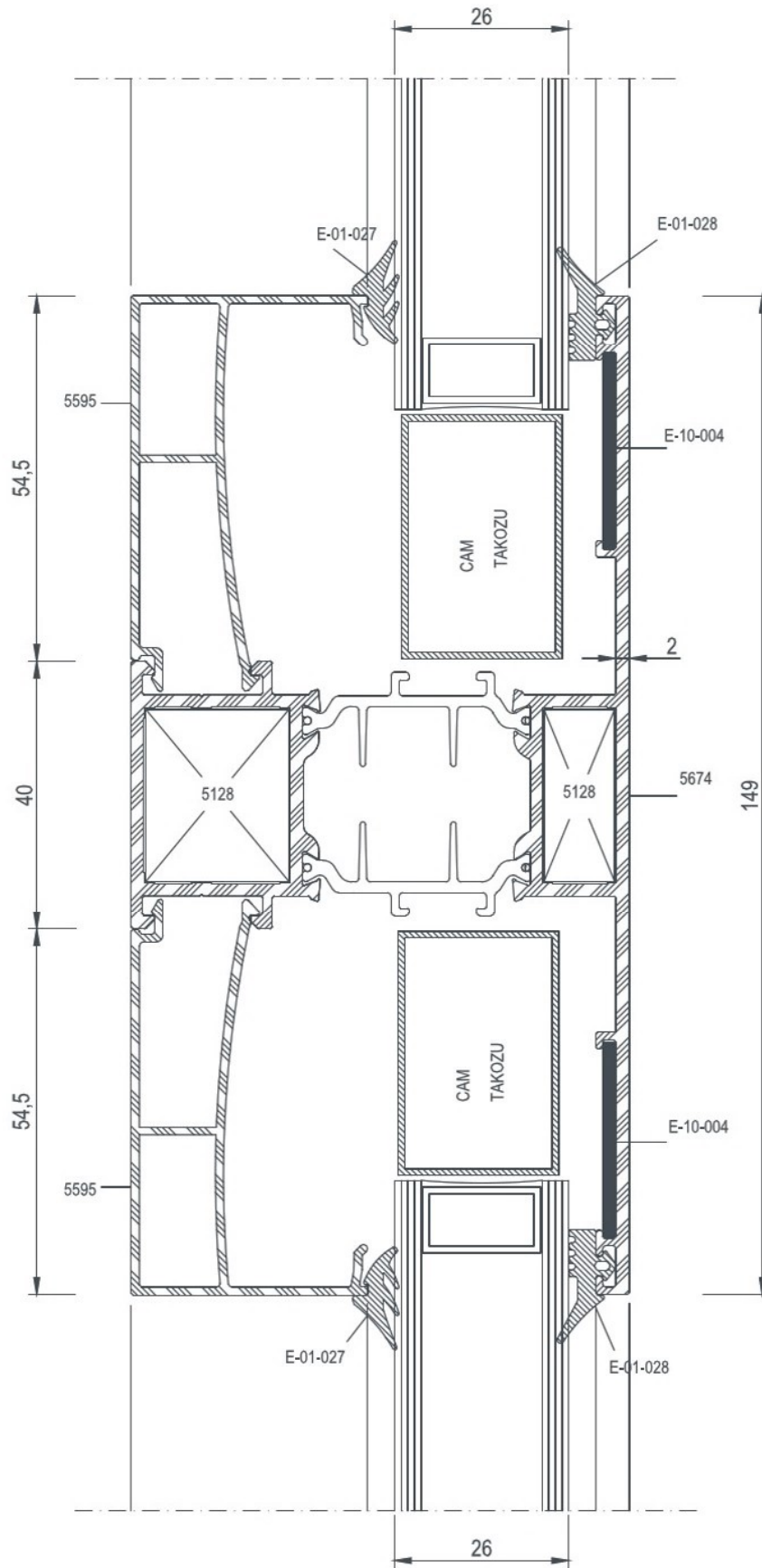
E 74

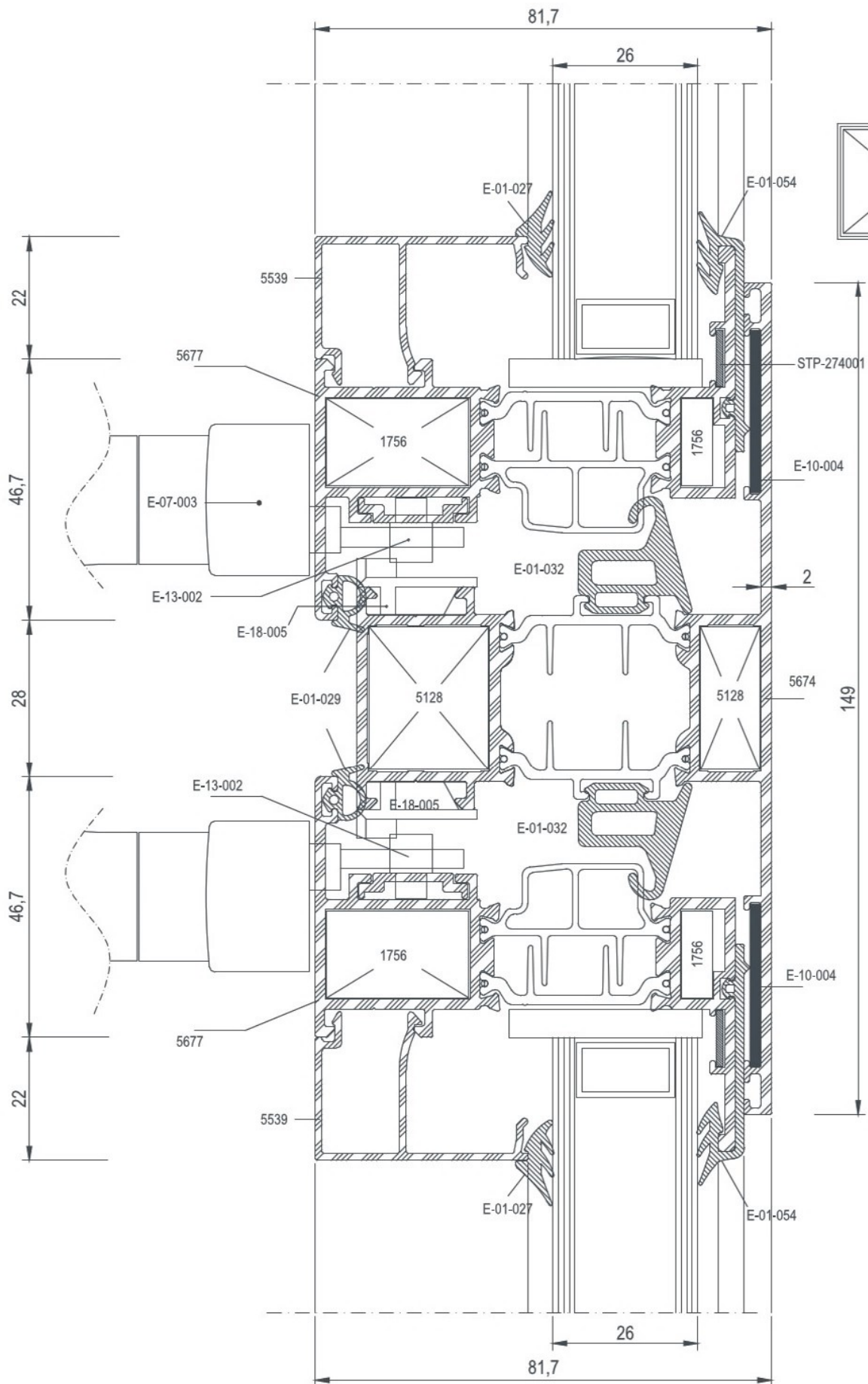
DETAYLAR

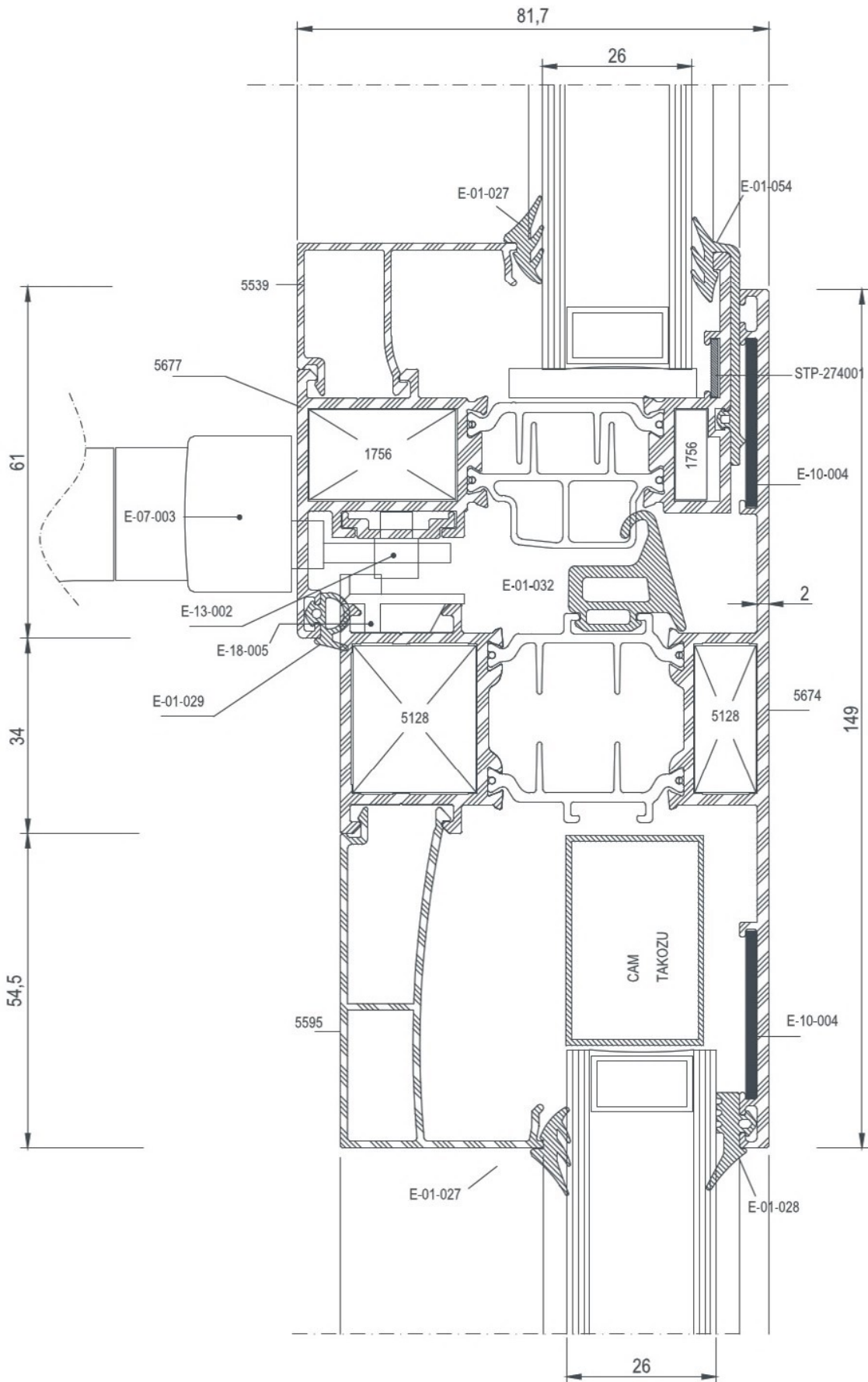
DETAILS

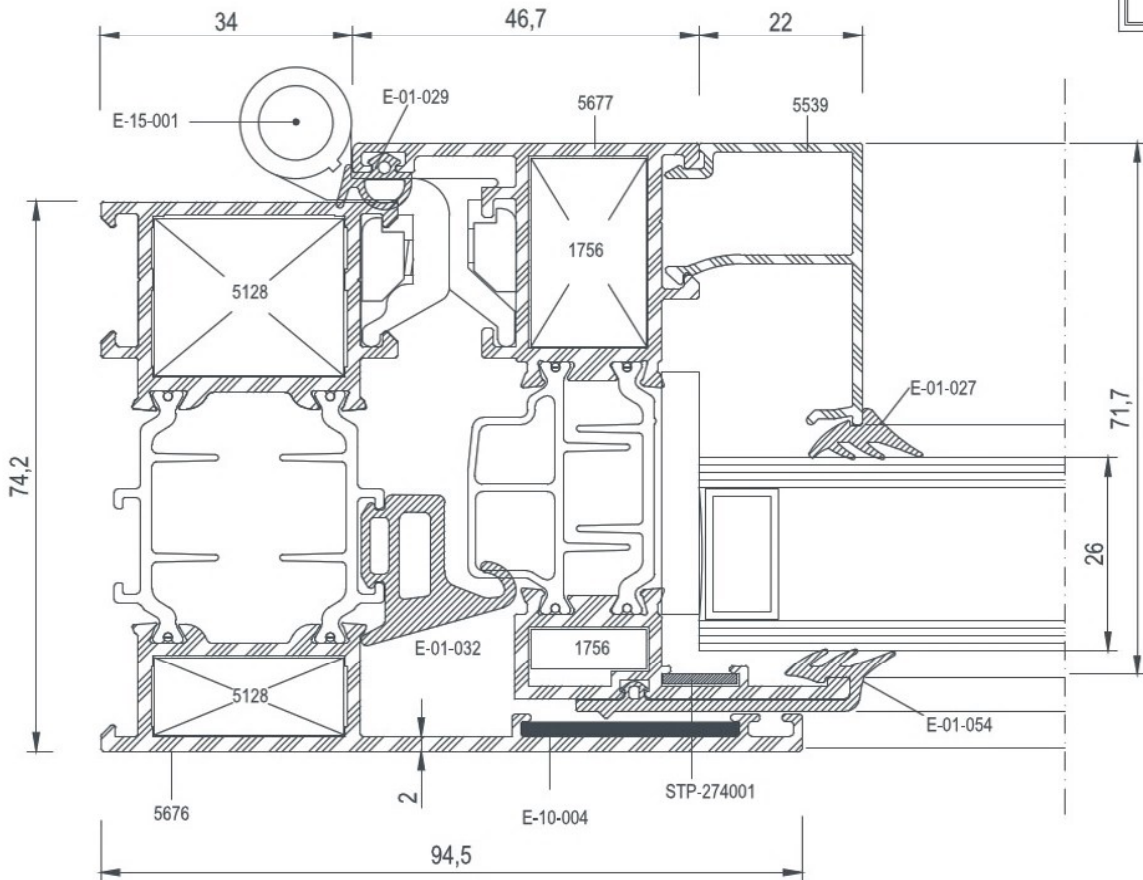
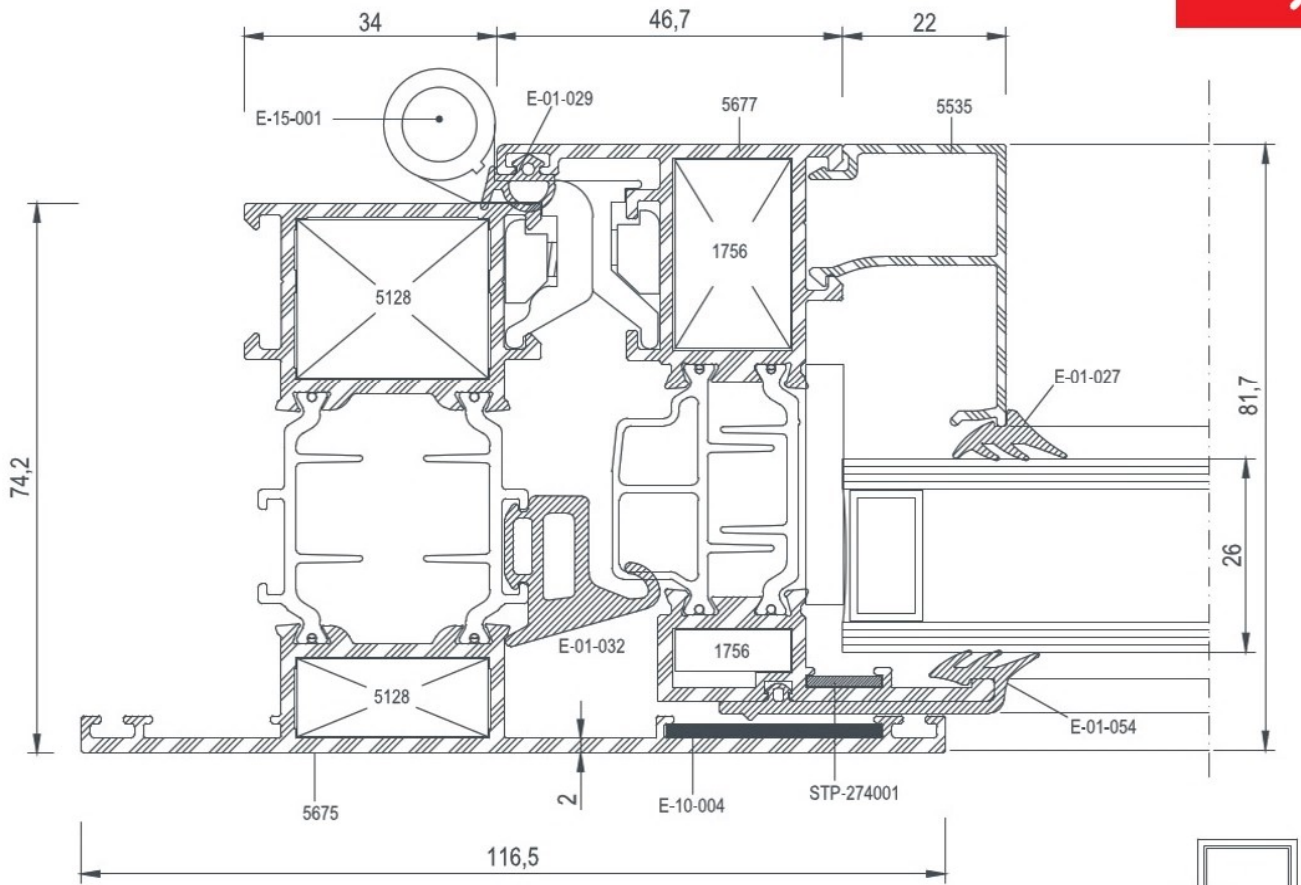
E 74 - GİZLİ KANAT PROFİLİ DETAYLARI
E 74 - SECRET SASH PROFILE DETAILS











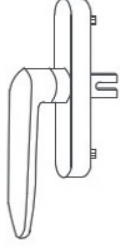
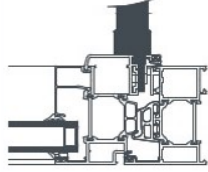


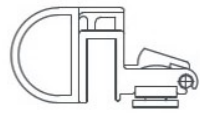
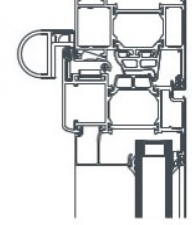

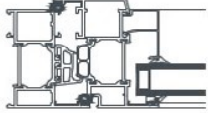
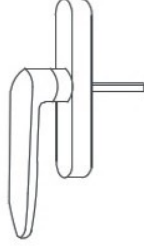
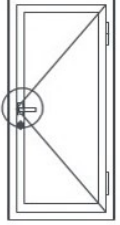
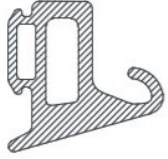
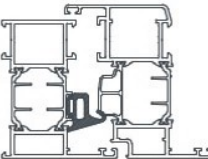
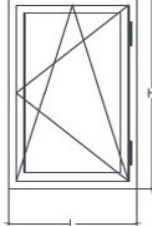
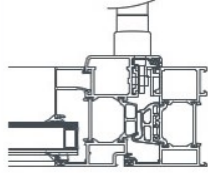



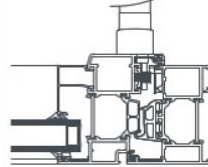


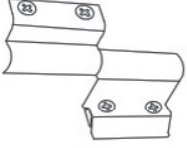
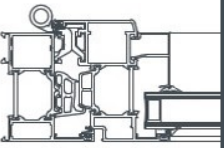

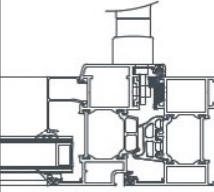
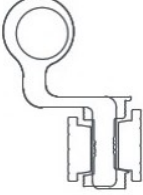
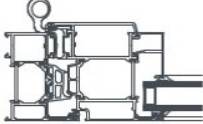
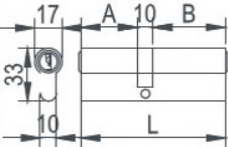
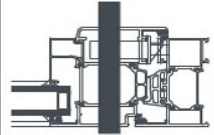
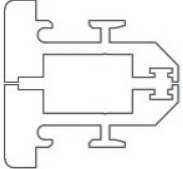
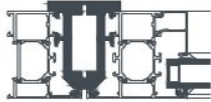
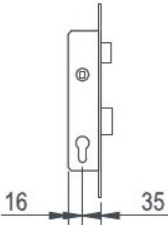
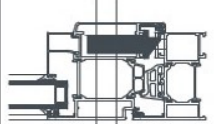
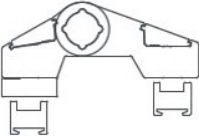
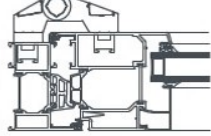

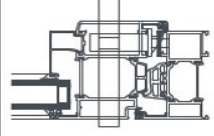

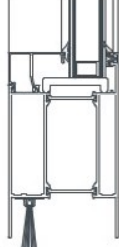




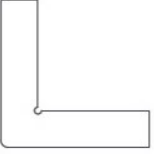
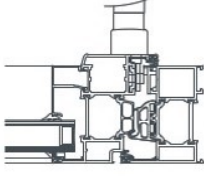
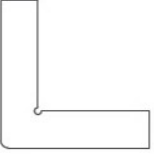
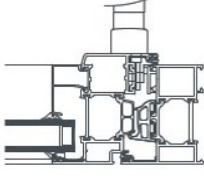
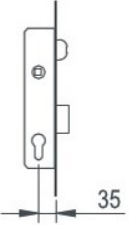
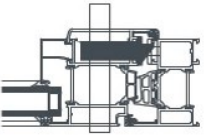
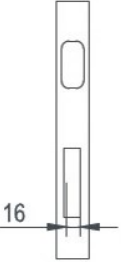
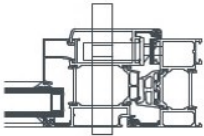
E 74

AKSESUARLAR

ACCESSORIES

	<p>E-01-027</p> <p>3mm iç cam fitili 3mm gasket 45 gr/mt</p>			<p>E-07-003</p> <p>İspanyollet Kol Window handle</p>	
	<p>E-01-028</p> <p>Dış cam fitili outside gasket 60 gr/mt</p>			<p>E-07-004</p> <p>Vasistas Mandal Vasistas Spring</p>	
	<p>E-01-029</p> <p>Dış Bini Fitili Acoustical Gasket 40 gr/mt</p>			<p>E-07-005</p> <p>Kapı Kolu Door Handle</p>	
	<p>E-01-032</p> <p>Tozluk Fitili Central gasket 276 gr/mt</p>			<p>E-07-006</p> <p>Çift Açılım Mekanizması Tilt and Turn Mechanism L: 570~1000 mm H: 400~1200 mm</p>	
	<p>E-01-054</p> <p>Gizli Kanat Fitili Secret Sash gasket 165 gr/mt</p>			<p>E-13-002</p> <p>Tij Pimi Lock Pin</p>	

	<p>E-15-001 Pencere Menteşesi Window Hinge</p>			<p>E-18-005 Ayarlı Pim Karşılığı Lock Plate</p>							
	<p>E-15-004 Kapı Menteşesi Door Hinge</p>		 <table border="1" data-bbox="863 965 999 1021"> <thead> <tr> <th>A</th> <th>B</th> <th>L</th> </tr> </thead> <tbody> <tr> <td>35</td> <td>65</td> <td>90</td> </tr> </tbody> </table>	A	B	L	35	65	90	<p>E-18-011 Barel Cylinder</p>	
A	B	L									
35	65	90									
	<p>E-15-007 Pivot Menteşe Pivot Hinge</p>			<p>E-18-009 Dilli Kilit Mortise Lock</p>							
	<p>E-15-006 Kapı Menteşesi Door Hinge</p>			<p>E-18-008 Dilli Kilit Karşılığı Forend</p>							
	<p>E-17-003 Kapı Altı Fırçası Brush 1 Mt</p>			<p>E-23-002 Vasistas Makas Vasistas Accessory</p>							

	<p>E-10-001 Köşe Çavuşu Corner joint</p>				
	<p>STP-274001 Köşe Çavuşu Corner joint</p>				
	<p>E-18-009-1 Makaralı Kilit Roller Lock</p>				
	<p>E-18-008-1 Makaralı Kilit Karşılığı Roller Forend Lock</p>				



EDR 55
ISI YALITIMSIZ PENCERE VE KAPI SİSTEMLERİ

EDR 55
NON-INSULATED WINDOWS & DOORS SYSTEMS



EDR 55



COD Code	PROFİL KESİTİ Profile View	PROFİL AÇIKLAMASI Profile Description	AGIRLIK (kg/m) Weight	Jxx cm ⁴	Jyy cm ⁴	Wxx cm ³	Wyy cm ³
4312		KASA PROFİLİ FRAME PROFILE	0,945	13,30	3,54	4,00	1,50
4300		KASA PROFİLİ FRAME PROFILE	1,056	14,69	3,79	4,41	1,56
4313		KASA PROFİLİ FRAME PROFILE	1,067	17,42	9,30	4,53	2,74
4301		KASA PROFİLİ FRAME PROFILE	1,203	19,44	10,20	5,12	3,06
4314		KANAT PROFİLİ SASH PROFILE	1,031	21,45	3,80	4,80	1,94
4302		KANAT PROFİLİ SASH PROFILE	1,169	23,81	4,16	5,44	2,05
4315		KANAT PROFİLİ SASH PROFILE	1,178	29,11	9,53	5,90	3,30
4303		KANAT PROFİLİ SASH PROFILE	1,344	32,40	10,72	6,65	3,76
4316		KANAT PROFİLİ SASH PROFILE	1,460	59,80	26,70	9,02	6,36
4304		KANAT PROFİLİ SASH PROFILE	1,686	31,12	10,08	8,68	7,41
4316		ORTA KAYIT PROFİLİ MULLION PROFILE	1,174	15,03	8,24	4,68	2,40



COD Code	PROFİL KESİTİ Profile View	PROFİL AÇIKLAMASI Profile Description	AGIRLIK (kg/m) Weight	Jxx cm ⁴	Jyy cm ⁴	Wxx cm ³	Wyy cm ³
4306		ORTA KAYIT PROFİLİ MULLION PROFILE	1,266	16,06	9,34	5,05	2,13
4319		ORTA KAYIT PROFİLİ MULLION PROFILE	1,293	18,26	18,11	5,76	4,33
4307		ORTA KAYIT PROFİLİ MULLION PROFILE	1,413	20,25	18,71	6,62	4,47
4320		TAKV.ORTA KAYIT PROFİLİ SUPPORTED MULLION PROFILE	1,921	71,62	28,92	12,90	6,98
4308		TAKV.ORTA KAYIT PROFİLİ SUPPORTED MULLION PROFILE	2,157	82,52	31,35	15,08	7,50
4321		TAKV.ORTA KAYIT PROFİLİ SUPPORTED MULLION PROFILE	2,084	114,24	26,07	14,56	6,23
4309		TAKV.ORTA KAYIT PROFİLİ SUPPORTED MULLION PROFILE	2,359	125,91	28,11	15,86	6,72
4322		ETEK PROFİLİ KICK PROFILE	1,593	74,24	28,22	11,23	8,35
4310		ETEK PROFİLİ KICK PROFILE	1,840	84,34	32,96	12,88	9,71
4311		ÇİFT KANAT ADAPTÖR PROF. DOUBLE SASH ADAPTER PROFILE	1,096	15,35	8,11	4,61	2,54
2505		KÖŞE DÖNÜŞ PROFİLİ CORNER PROFILE	0,619	6,72	6,72	2,70	2,70



COD Code	PROFİL KESİTİ Profile View	PROFİL AÇIKLAMASI Profile Description	AGIRLIK (kg/m) Weight	Jxx cm4	Jyy cm4	Wxx cm3	Wyy cm3
5337		ADAPTÖR PROFİLİ ADAPTER PROFILE	0,151	----	-----	----	----
5339		ADAPTÖR PROFİLİ ADAPTER PROFILE	0,374	5,31	0,40	1,60	0,30
5117		TİJ PROFİLİ SASH PROFILE	0,105	----	-----	----	----
5572		TİJ PROFİLİ (BOYALI PROFİLLER İÇİN) PAINTED SASH PROFILE	0,100	----	-----	----	----
4543		ADAPTÖR PROFİLİ ADAPTER PROFILE	0,456	4,97	0,20	1,76	0,22
5118		CAM ÇITASI PROFİLİ GLAZING BEAD	0,249	----	-----	----	----
5119		CAM ÇITASI PROFİLİ GLAZING BEAD	0,251	----	-----	----	----
5120		CAM ÇITASI PROFİLİ GLAZING BEAD	0,255	----	-----	----	----
5121		CAM ÇITASI PROFİLİ GLAZING BEAD	0,260	----	-----	----	----
5122		CAM ÇITASI PROFİLİ GLAZING BEAD	0,267	----	-----	----	----
5123		CAM ÇITASI PROFİLİ GLAZING BEAD	0,274	----	-----	----	----



COD Code	PROFİL KESİTİ Profile View	PROFİL AÇIKLAMASI Profile Description	AGIRLIK (kg/m) Weight	Jxx cm4	Jyy cm4	Wxx cm3	Wyy cm3
5124		CAM ÇİTASI PROFİLİ GLAZING BEAD	0,281	----	----	----	----
5125		CAM ÇİTASI PROFİLİ GLAZING BEAD	0,292	----	----	----	----
5526		CAM ÇİTASI PROFİLİ GLAZING BEAD	0,308	----	----	----	----
5535		CAM ÇİTASI PROFİLİ GLAZING BEAD	0,305	----	----	----	----
5536		CAM ÇİTASI PROFİLİ GLAZING BEAD	0,312	----	----	----	----
5537		CAM ÇİTASI PROFİLİ GLAZING BEAD	0,318	----	----	----	----
5538		CAM ÇİTASI PROFİLİ GLAZING BEAD	0,325	----	----	----	----
5539		CAM ÇİTASI PROFİLİ GLAZING BEAD	0,331	----	----	----	----
5127		KÖŞE TAKOZ PROFİLİ CORNER JOINT	3,484	----	----	----	----
5128		KÖŞE TAKOZ PROFİLİ CORNER JOINT	3,652	----	----	----	----
4542		KÖŞE TAKOZ PROFİLİ CORNER JOINT	5,381	----	----	----	----



EDR 55

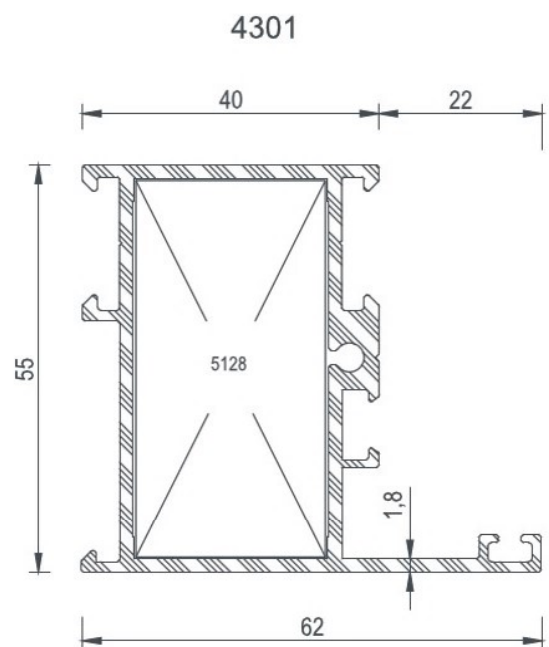
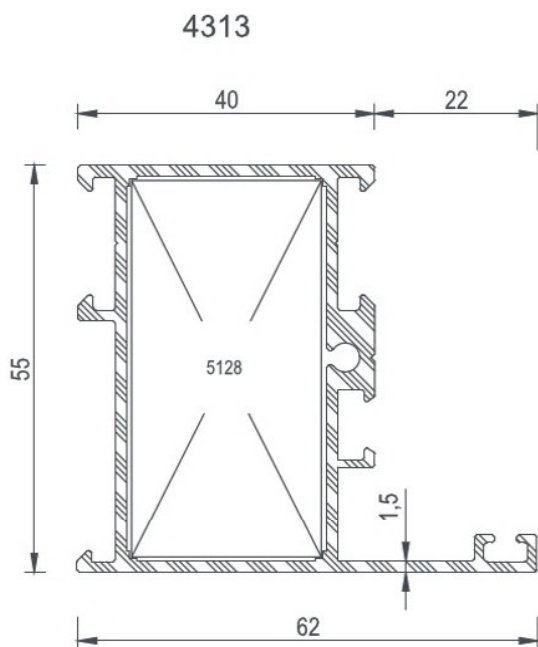
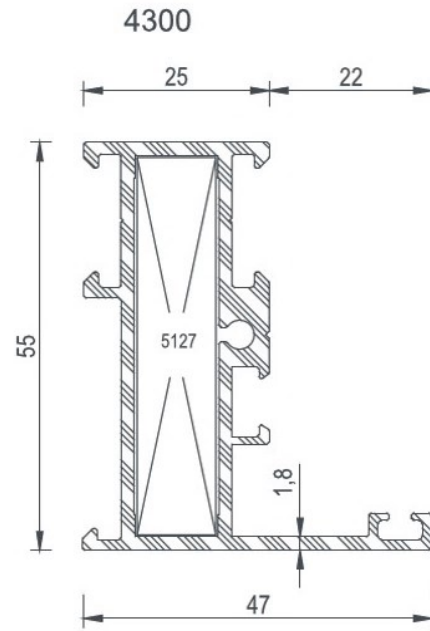
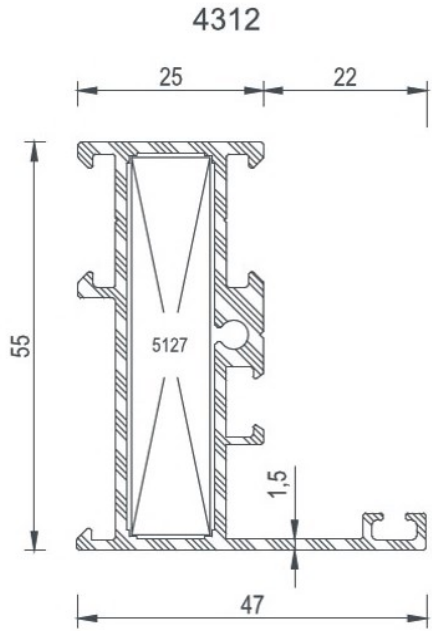
PROFİLLER

PROFILES

EDR 55 - 1.5 - 1.8T ISI YALITIMSIZ SERİ
EDR 55 - 1.5 - 1.8T NON-INSULATION SERIES

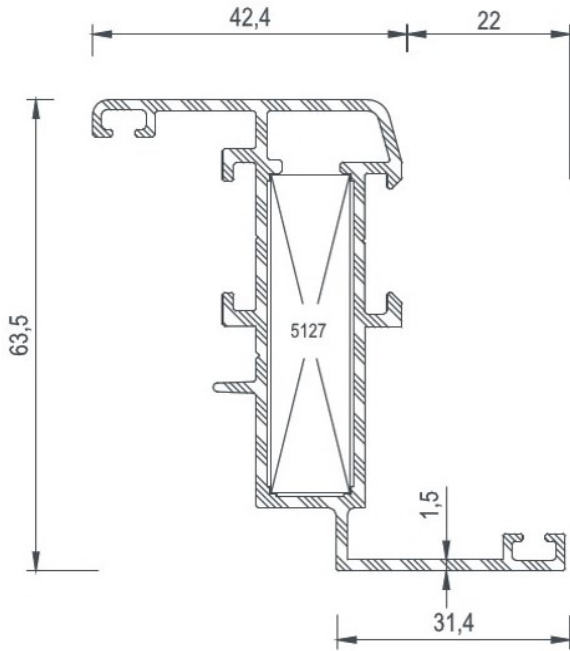


COD Code	AGIRLIK (kg/m) Weight	Jxx cm ⁴	Jyy cm ⁴	Wxx cm ³	Wyy cm ³	L m
4312	0,945	13,30	3,54	4,00	1,50	6
4300	1,056	14,69	3,79	4,41	1,56	6
4313	1,067	17,42	9,30	4,53	2,74	6
4301	1,203	19,44	10,20	5,12	3,06	6

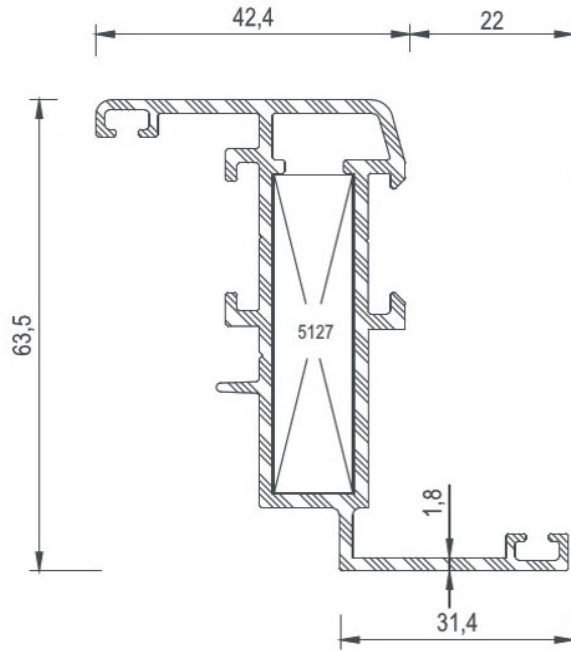


COD Code	AGIRLIK (kg/m) Weight	Jxx cm4	Jyy cm4	Wxx cm3	Wyy cm3	L m
4314	1,031	21,45	3,80	4,80	1,94	6
4302	1,169	23,81	4,16	5,44	2,05	6
4315	1,178	29,11	9,53	5,90	3,30	6
4303	1,344	32,40	10,72	6,65	3,76	6

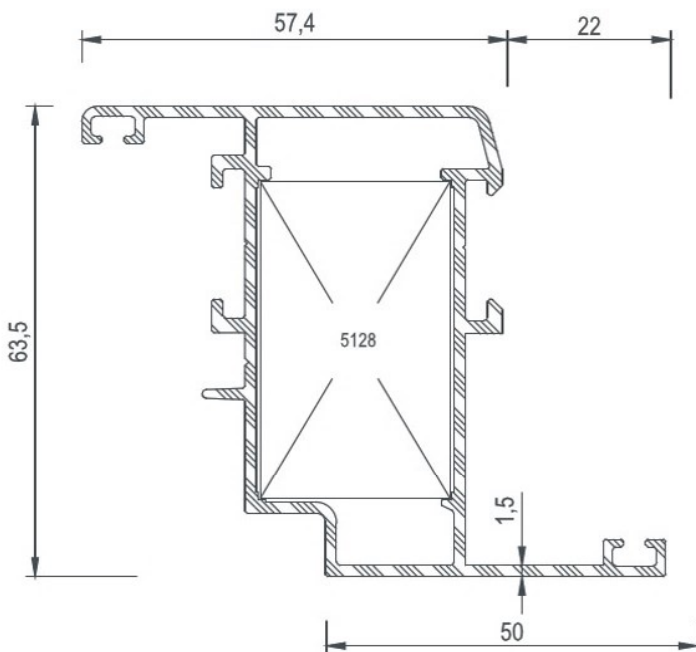
4314



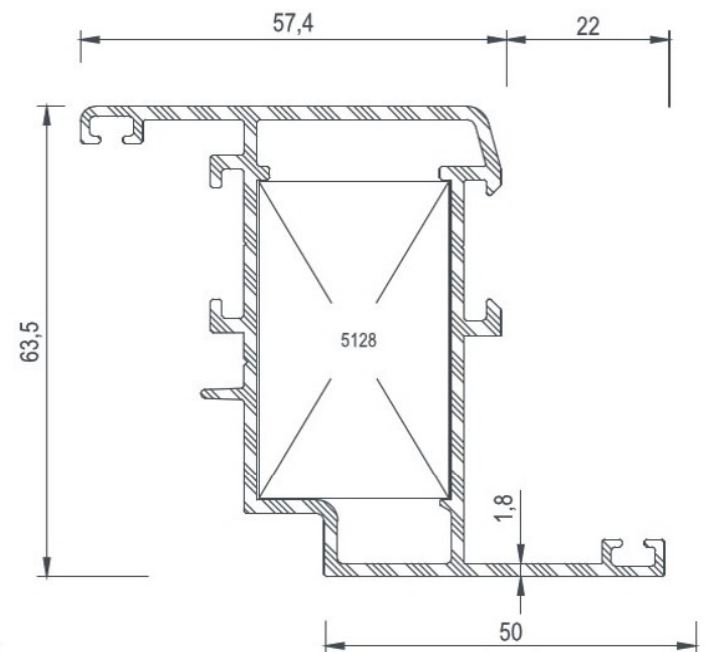
4302



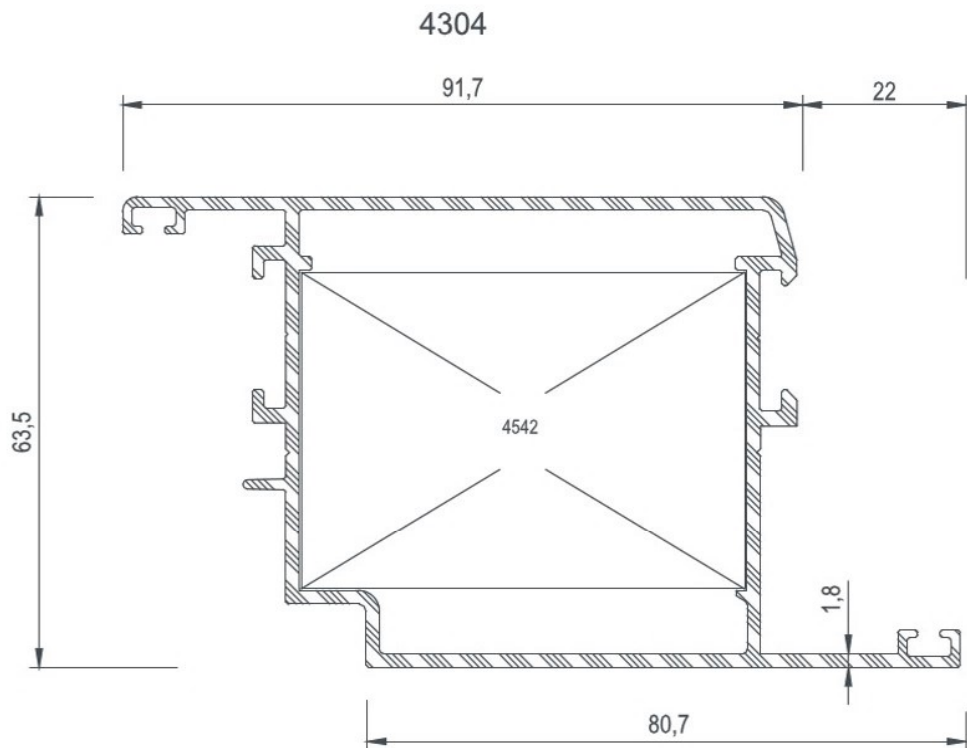
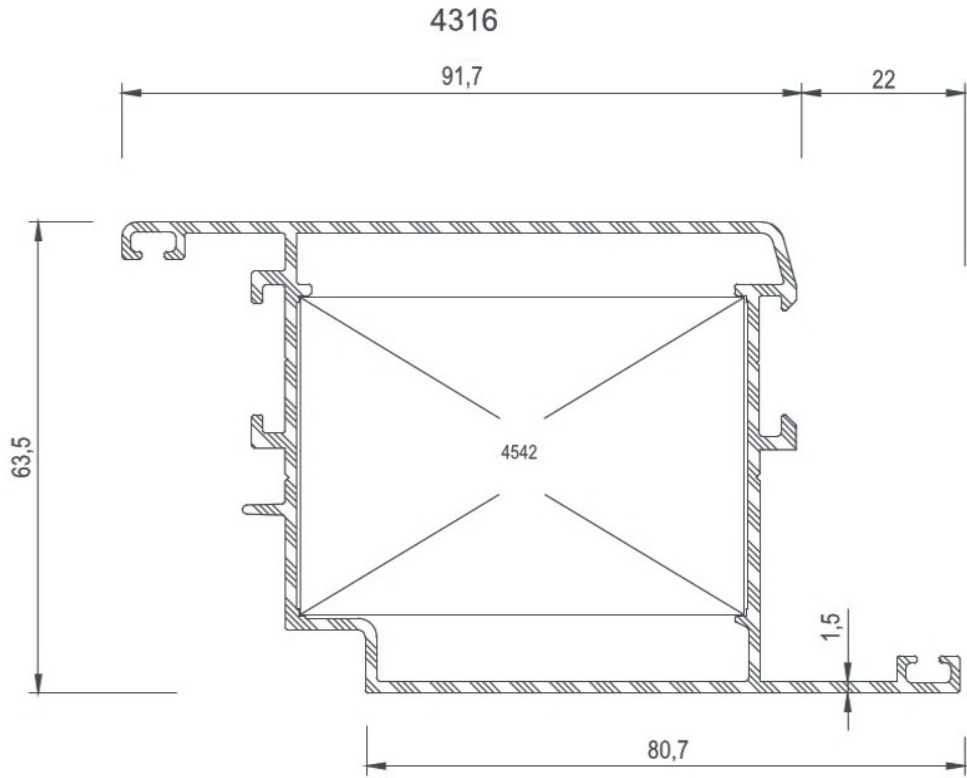
4315



4303

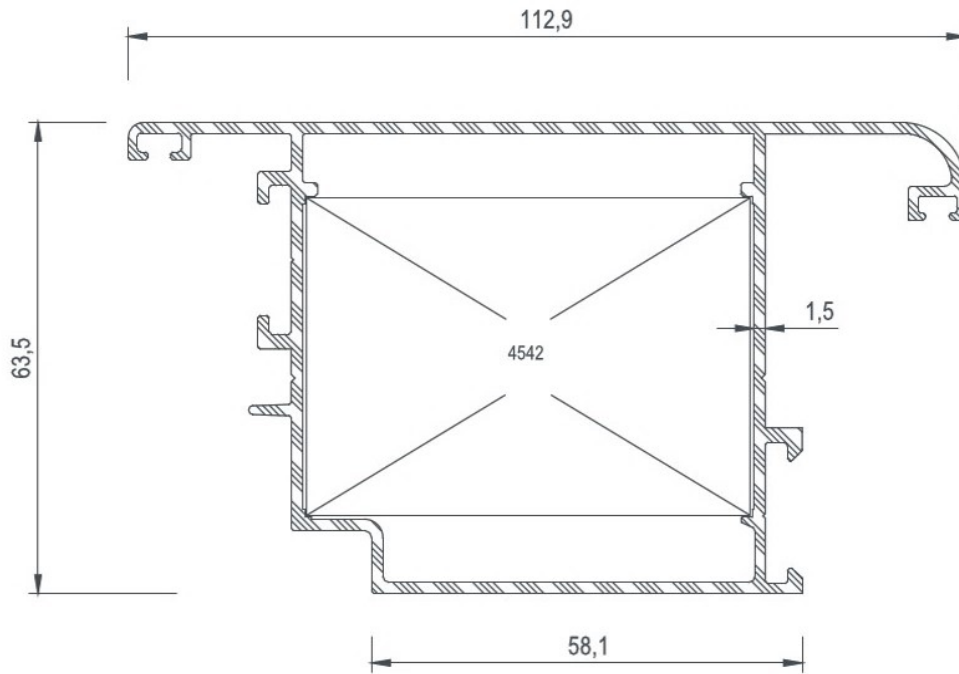


COD Code	AGIRLIK (kg/m) Weight	Jxx cm ⁴	Jyy cm ⁴	Wxx cm ³	Wyy cm ³	L m
4316	1,460	59,80	26,70	9,02	6,36	6
4304	1,686	66,61	31,12	10,08	7,41	6

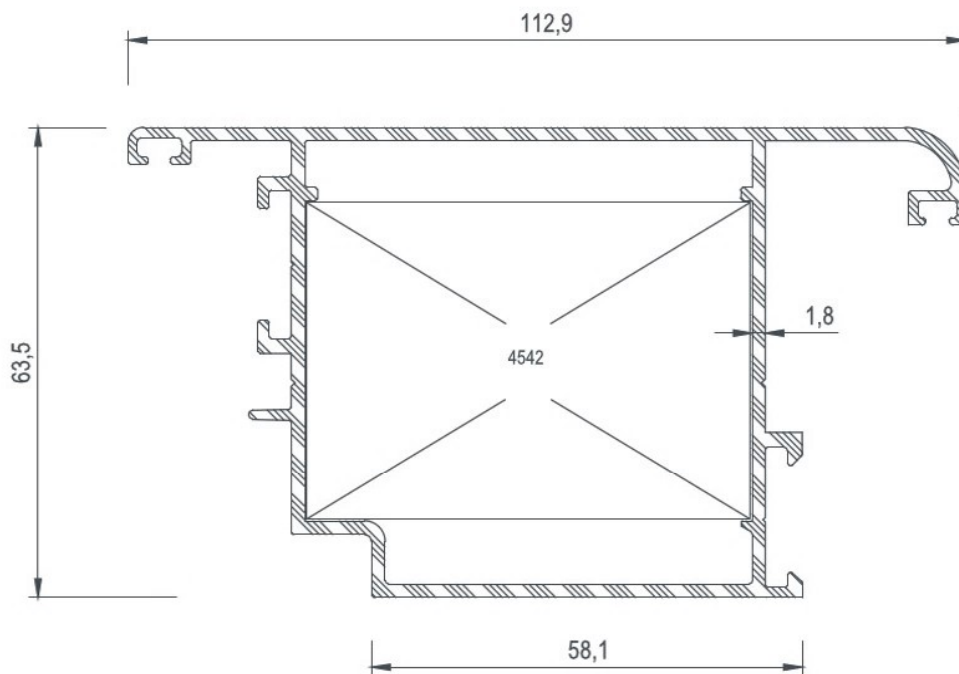


COD Code	AGIRLIK (kg/m) Weight	Jxx cm ⁴	Jyy cm ⁴	Wxx cm ³	Wyy cm ³	L m
4317	1,488	56,58	32,64	9,87	8,46	6
4305	1,706	62,67	37,60	10,98	9,85	6

4317



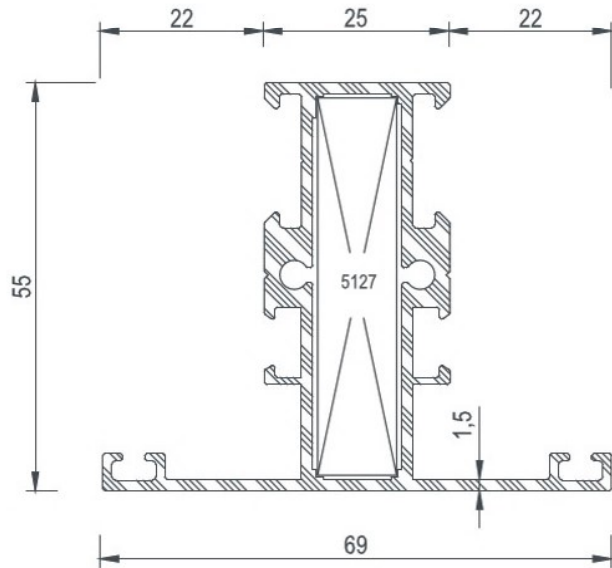
4305



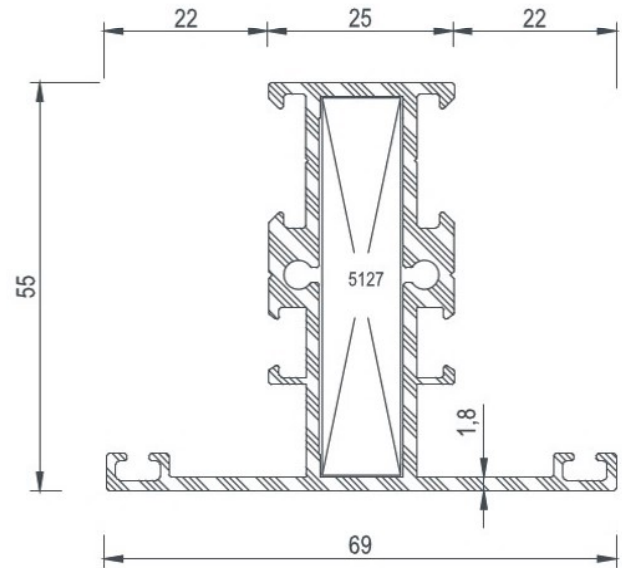


COD Code	AGIRLIK (kg/m) Weight	J _{xx} cm ⁴	J _{yy} cm ⁴	W _{xx} cm ³	W _{yy} cm ³	L m
4318	1,174	15,03	8,24	4,68	2,40	6
4306	1,266	16,06	8,34	5,05	2,43	6
4319	1,293	18,26	18,11	5,76	4,33	6
4307	1,413	20,25	18,71	6,62	4,47	6

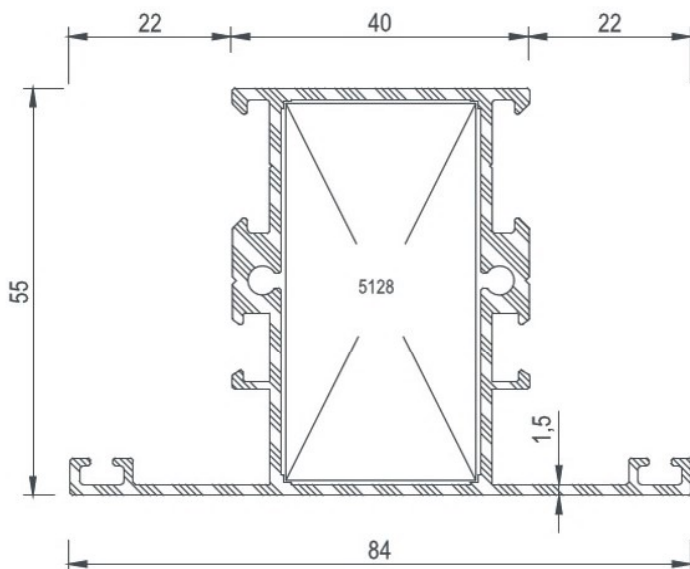
4318



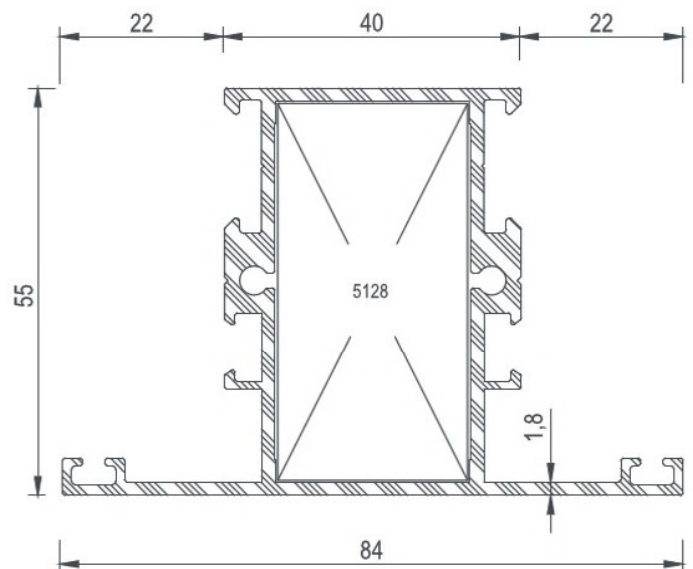
4306



4319

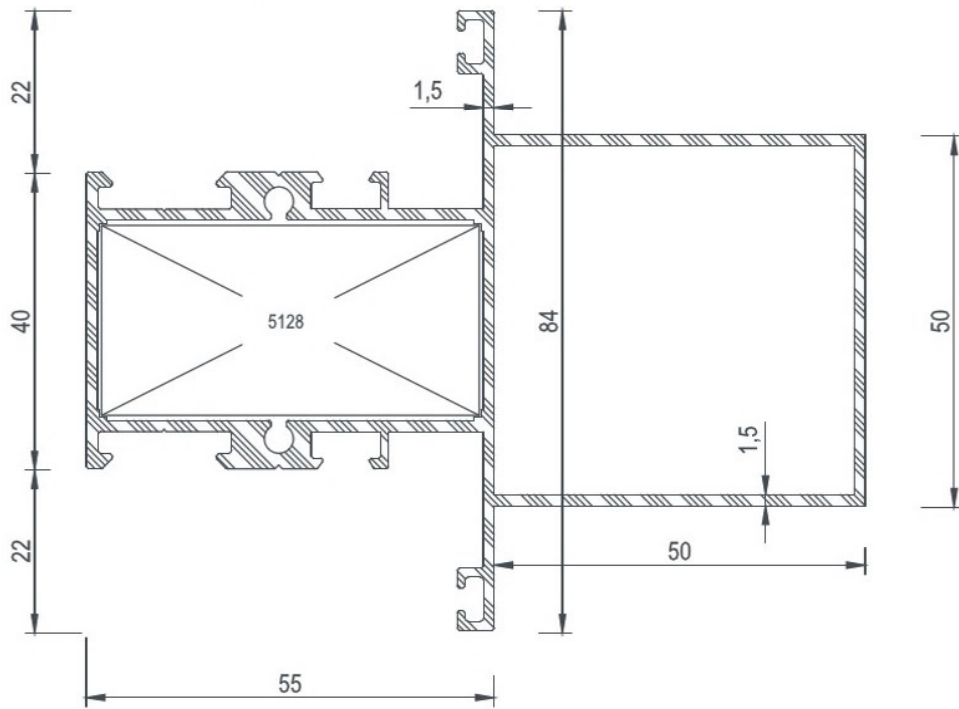


4307

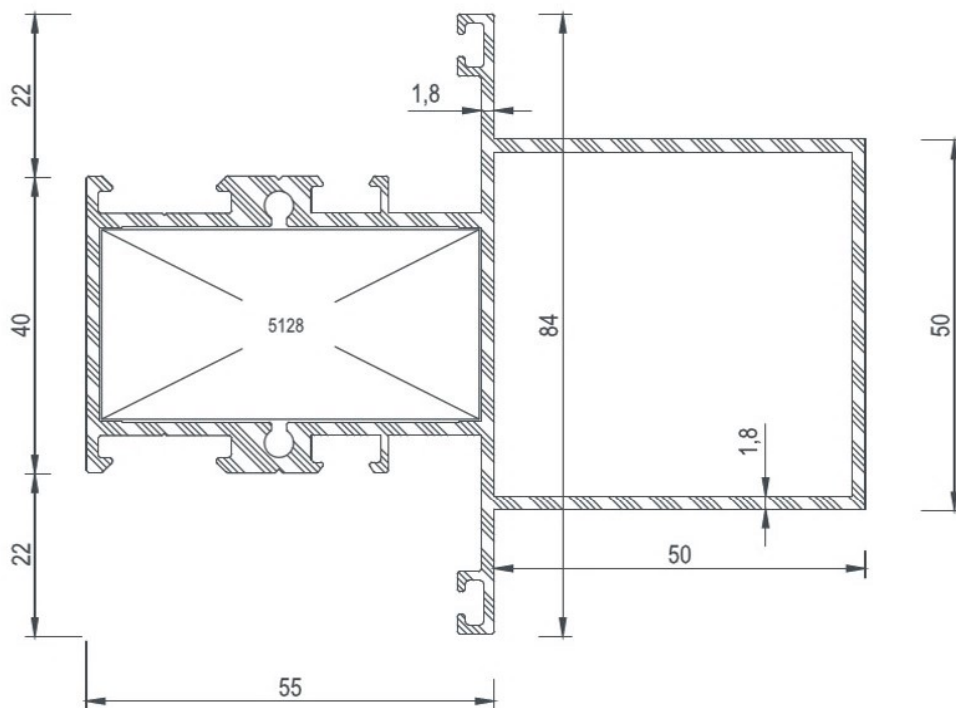


COD Code	AGIRLIK (kg/m) Weight	Jxx cm ⁴	Jyy cm ⁴	Wxx cm ³	Wyy cm ³	L m
4320	1,921	71,62	28,92	12,90	6,91	6
4308	2,157	82,52	31,35	15,08	7,50	6

4320



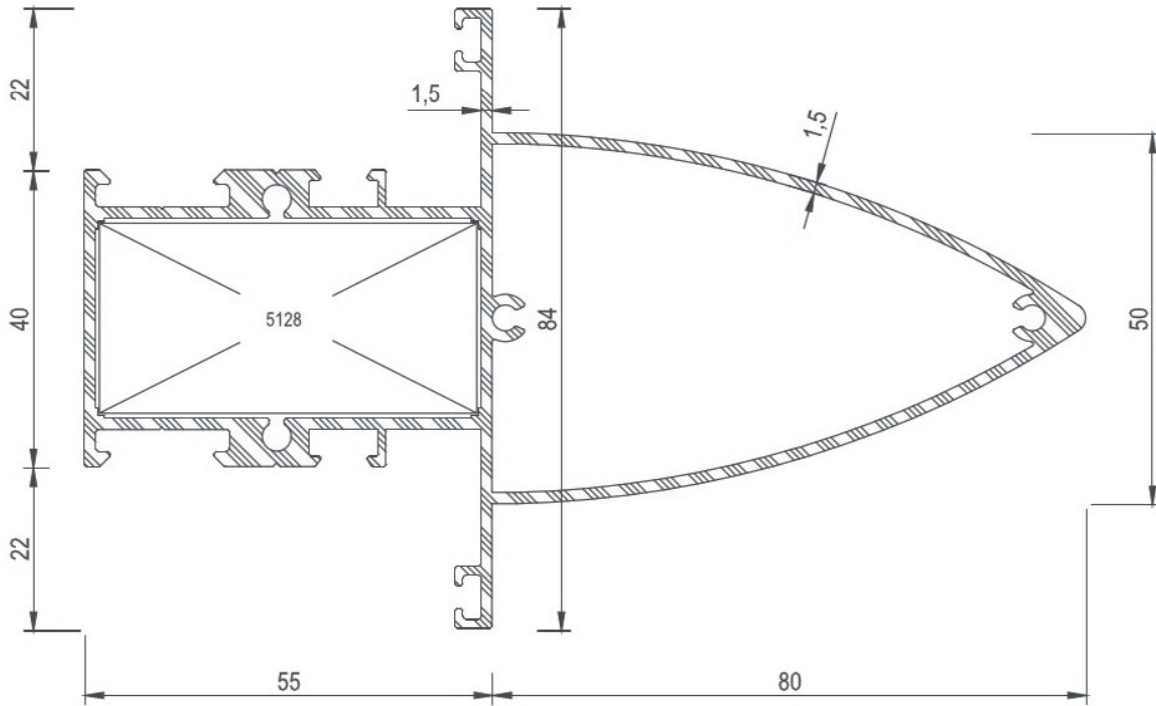
4308



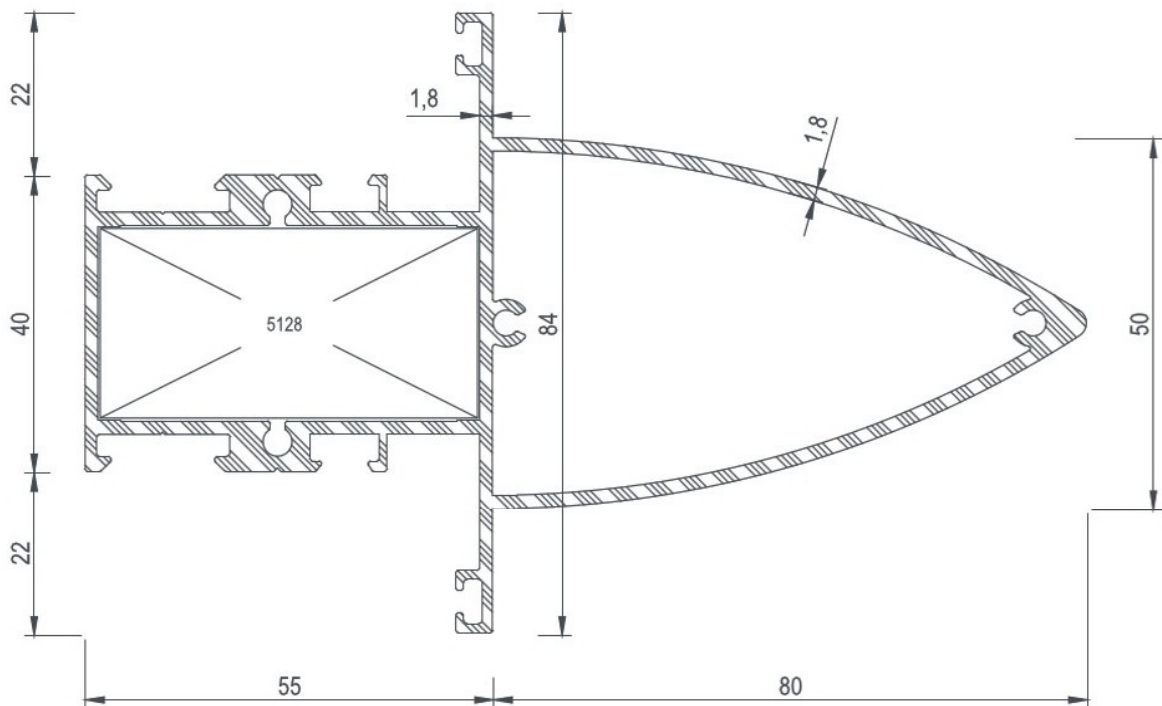


COD Code	AGIRLIK (kg/m) Weight	Jxx cm4	Jyy cm4	Wxx cm3	Wyy cm3	L m
4321	2,084	114,24	26,07	14,56	6,23	6
4309	2,359	125,91	28,11	15,86	6,72	6

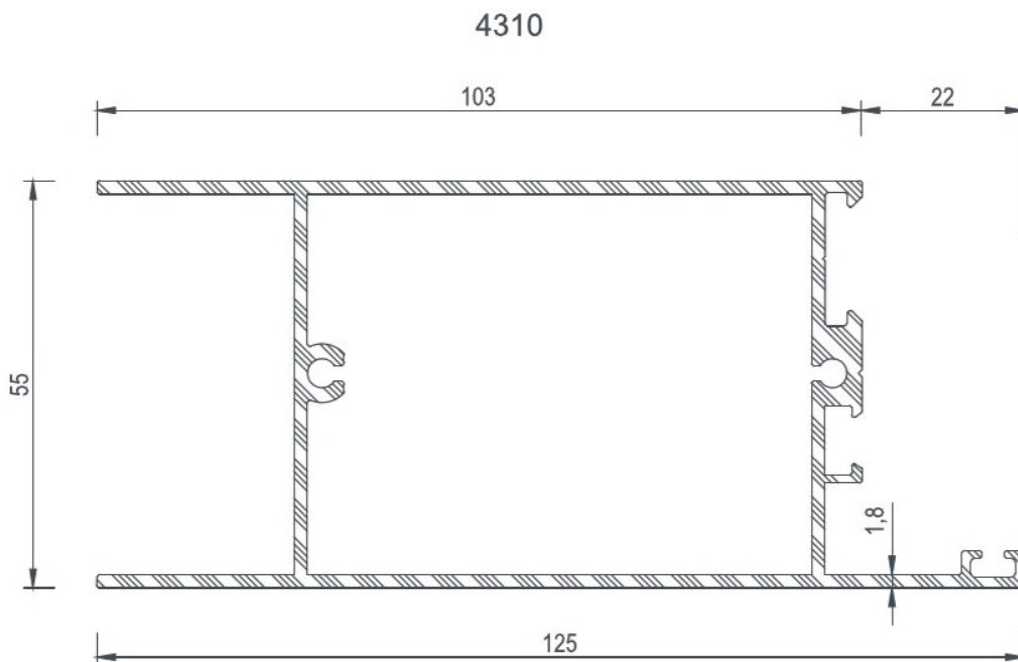
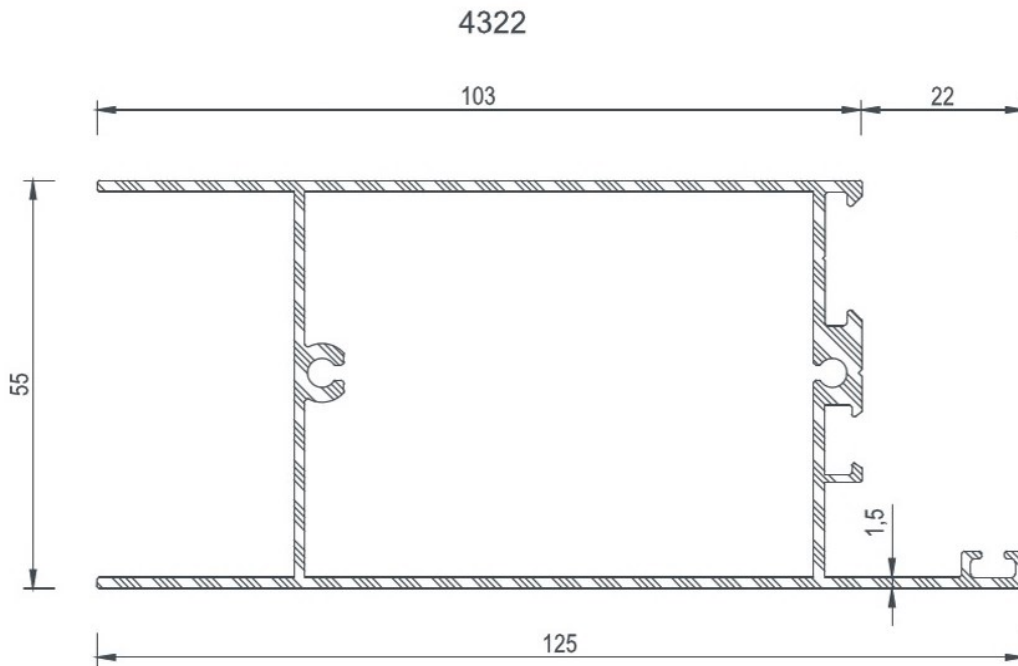
4321



4309

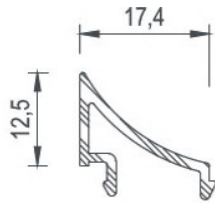
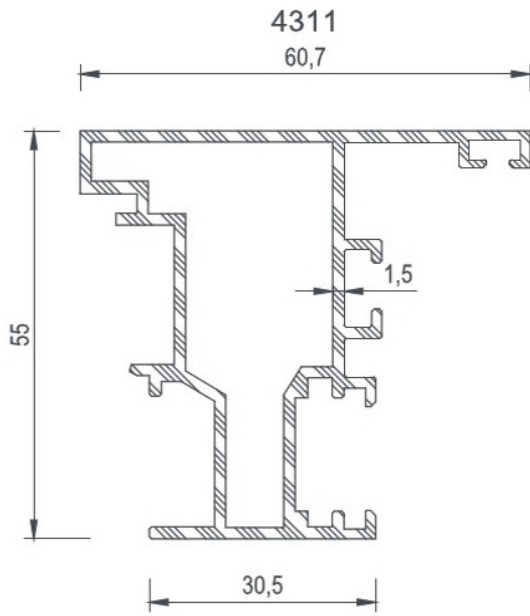


COD Code	AGIRLIK (kg/m) Weight	Jxx cm ⁴	Jyy cm ⁴	Wxx cm ³	Wyy cm ³	L m
4322	1,593	74,24	28,22	11,23	8,35	6
4310	1,840	84,34	32,96	12,88	9,71	6

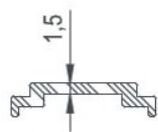




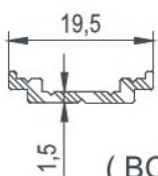
COD Code	AGIRLIK (kg/m) Weight	Jxx cm ⁴	Jyy cm ⁴	Wxx cm ³	Wyy cm ³	L m
4311	1,096	15,35	8,11	4,61	2,54	6
2505	0,619	6,72	6,72	2,70	2,70	6
5337	0,151	-----	-----	-----	-----	6
5339	0,374	5,31	0,40	1,60	0,30	6
5117	0,105	-----	-----	-----	-----	6
5572	0,100	-----	-----	-----	-----	6
4543	0,456	4,97	0,20	1,76	0,22	6



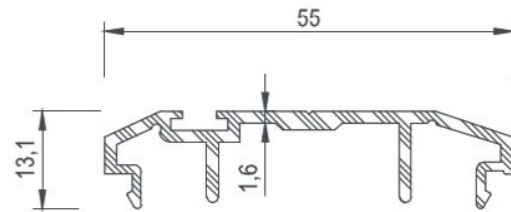
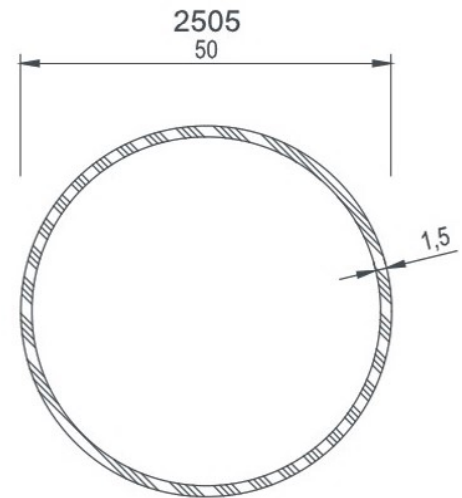
5337



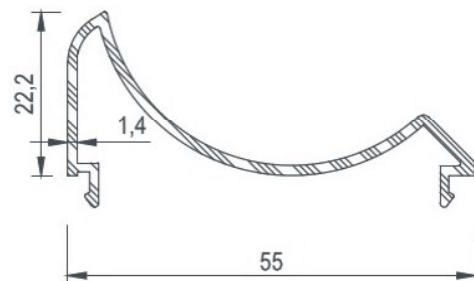
5117



5572
(BOYALI TİJ PROFİLİ)



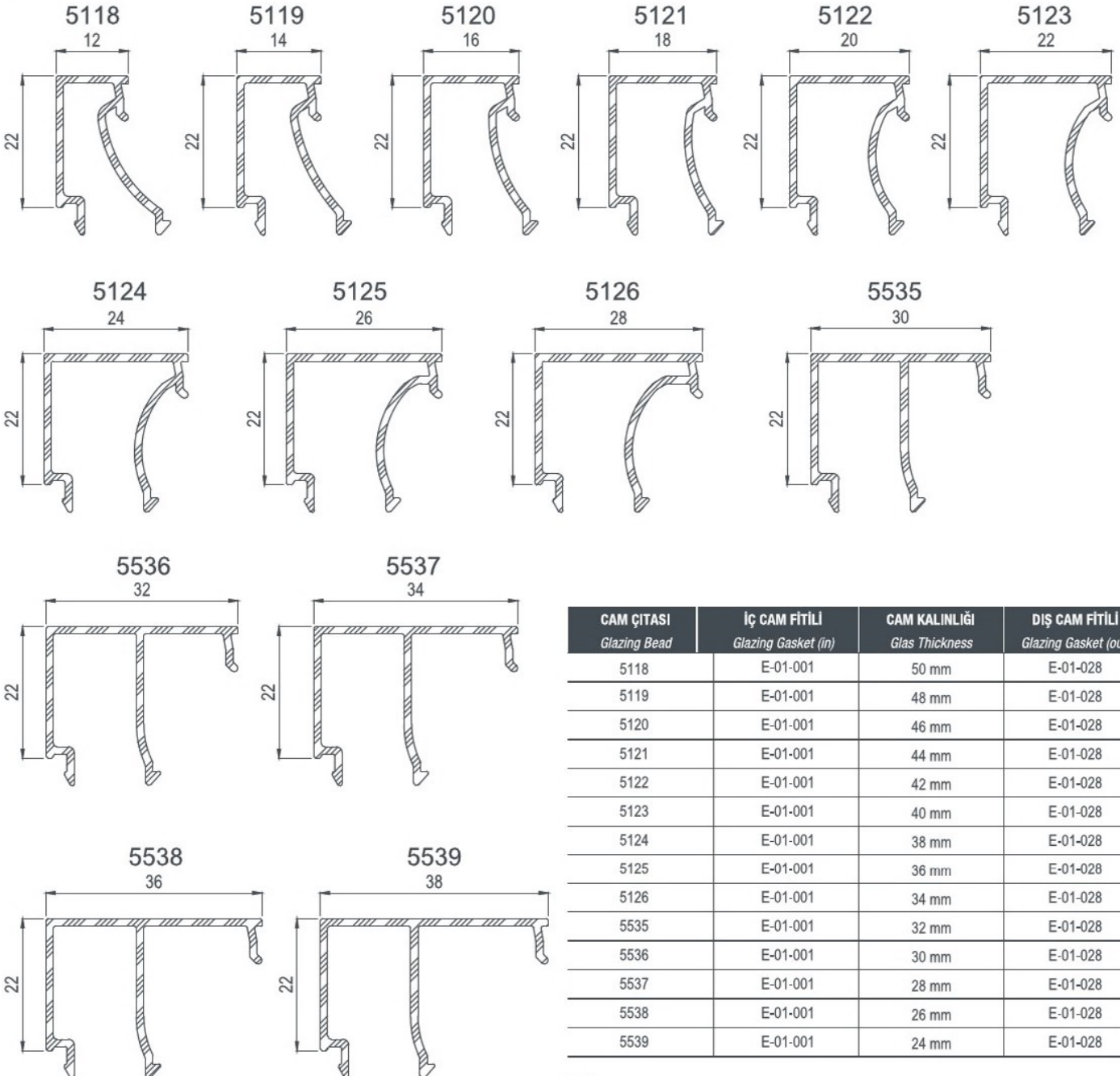
4543



5339



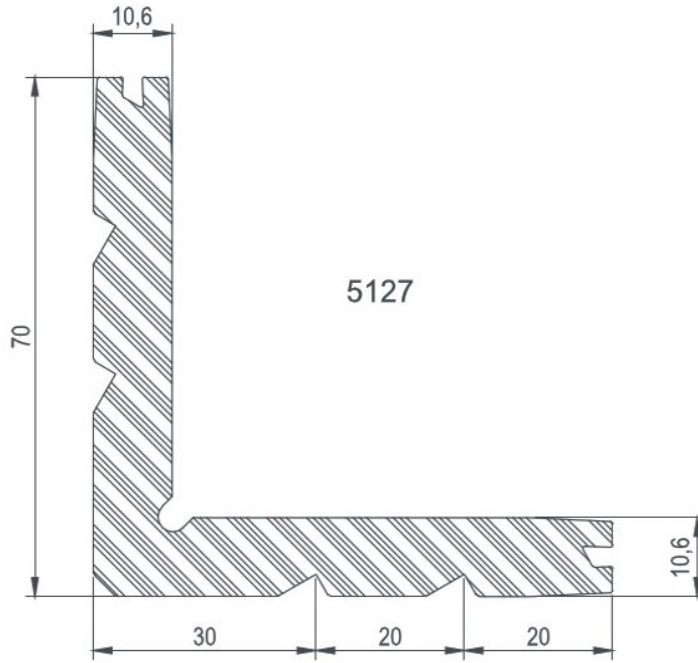
COD Code	AGIRLIK (kg/m) Weight	jxx cm4	jyy cm4	Wxx cm3	Wyy cm3	L m
5119	0,251	-----	-----	-----	-----	6
5120	0,254	-----	-----	-----	-----	6
5121	0,259	-----	-----	-----	-----	6
5122	0,267	-----	-----	-----	-----	6
5123	0,274	-----	-----	-----	-----	6
5124	0,281	-----	-----	-----	-----	6
5125	0,292	-----	-----	-----	-----	6
5126	0,308	-----	-----	-----	-----	6
5535	0,305	-----	-----	-----	-----	6
5536	0,312	-----	-----	-----	-----	6
5537	0,318	-----	-----	-----	-----	6
5538	0,325	-----	-----	-----	-----	6
5539	0,331	-----	-----	-----	-----	6




CAM ÇİTASI Glazing Bead	İÇ CAM FİTİLİ Glazing Gasket (in)	CAM KALINLIĞI Glas Thickness	DIŞ CAM FİTİLİ Glazing Gasket (out)
5118	E-01-001	50 mm	E-01-028
5119	E-01-001	48 mm	E-01-028
5120	E-01-001	46 mm	E-01-028
5121	E-01-001	44 mm	E-01-028
5122	E-01-001	42 mm	E-01-028
5123	E-01-001	40 mm	E-01-028
5124	E-01-001	38 mm	E-01-028
5125	E-01-001	36 mm	E-01-028
5126	E-01-001	34 mm	E-01-028
5535	E-01-001	32 mm	E-01-028
5536	E-01-001	30 mm	E-01-028
5537	E-01-001	28 mm	E-01-028
5538	E-01-001	26 mm	E-01-028
5539	E-01-001	24 mm	E-01-028



COD Code	AGIRLIK (kg/m) Weight	Jxx cm ⁴	Jyy cm ⁴	Wxx cm ³	Wyy cm ³	L m
5127	3,484	---	---	---	---	6

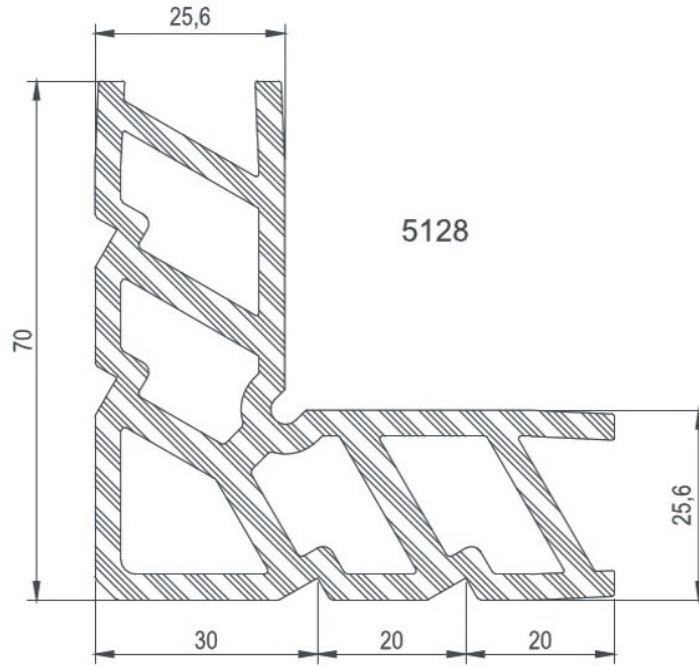


KÖŞE TAKOZLARI / Corner Cleats

Nr	 L m	AKS. KODU Acs. Code	KESİM ÖLÇÜSÜ Cutting Size
4300	5127	5127-50,9	50,9 mm
4302	5127	5127-42,8	42,8 mm
4306	5127	5127-50,9	50,9 mm
4312	5127	5127-50,9	50,9 mm
4314	5127	5127-42,8	42,8 mm
4318	5127	5127-50,9	50,9 mm



COD Code	AGIRLIK (kg/m) Weight	Jxx cm ⁴	Jyy cm ⁴	Wxx cm ³	Wyy cm ³	L m
5128	3,652	---	---	---	---	6

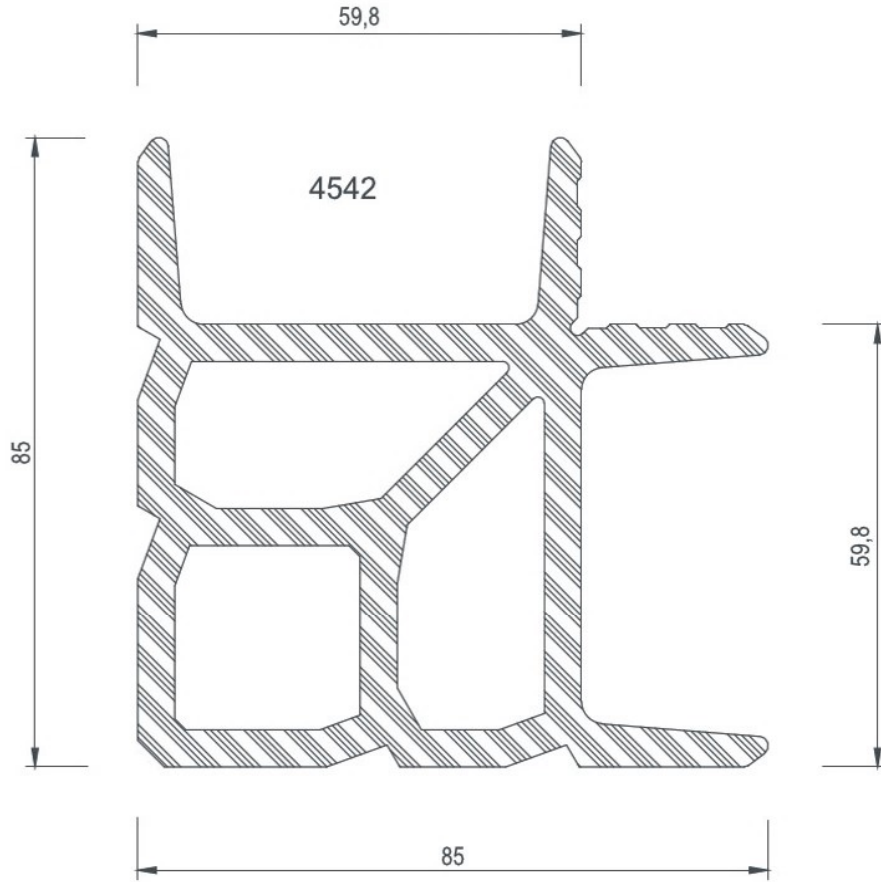



KÖŞE TAKOZLARI / Corner Cleats

Nr	 L m	AKS. KODU Acs. Code	KESİM ÖLÇÜSÜ Cutting Size
4301	5128	5128-50,9	50,9 mm
4303	5128	5128-42,8	42,8 mm
4307	5128	5128-50,9	50,9 mm
4308	5128	5128-50,9	50,9 mm
4309	5128	5128-50,9	50,9 mm
4313	5128	5128-50,9	50,9 mm
4315	5128	5128-42,8	42,8 mm
4319	5128	5128-50,9	50,9 mm
4320	5128	5128-50,9	50,9 mm
4321	5128	5128-50,9	50,9 mm



COD Code	AGIRLIK (kg/m) Weight	Jxx cm ⁴	Jyy cm ⁴	Wxx cm ³	Wyy cm ³	L m
4542	5,381	---	---	---	---	6

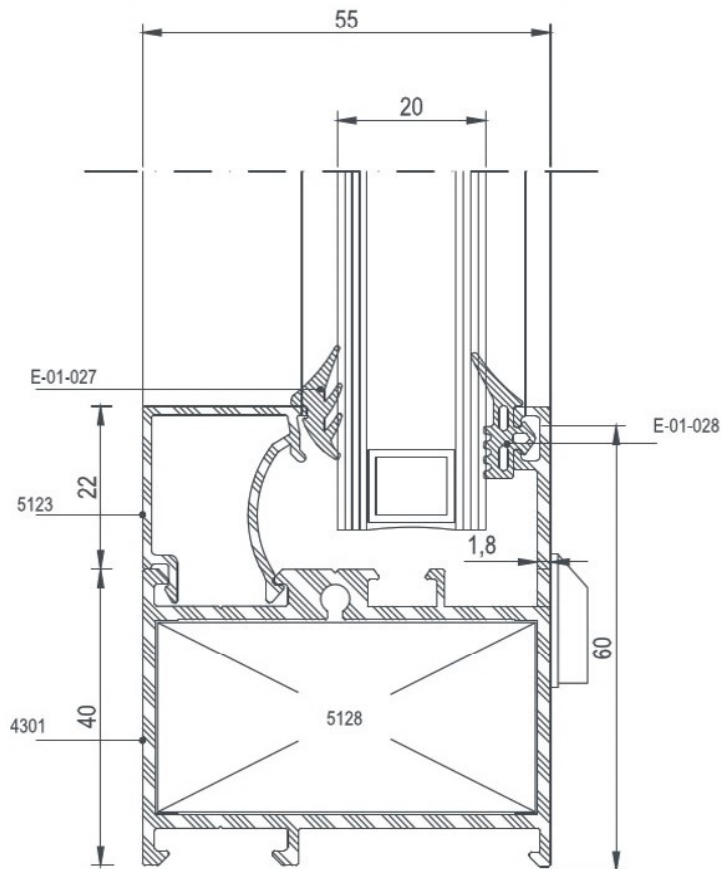
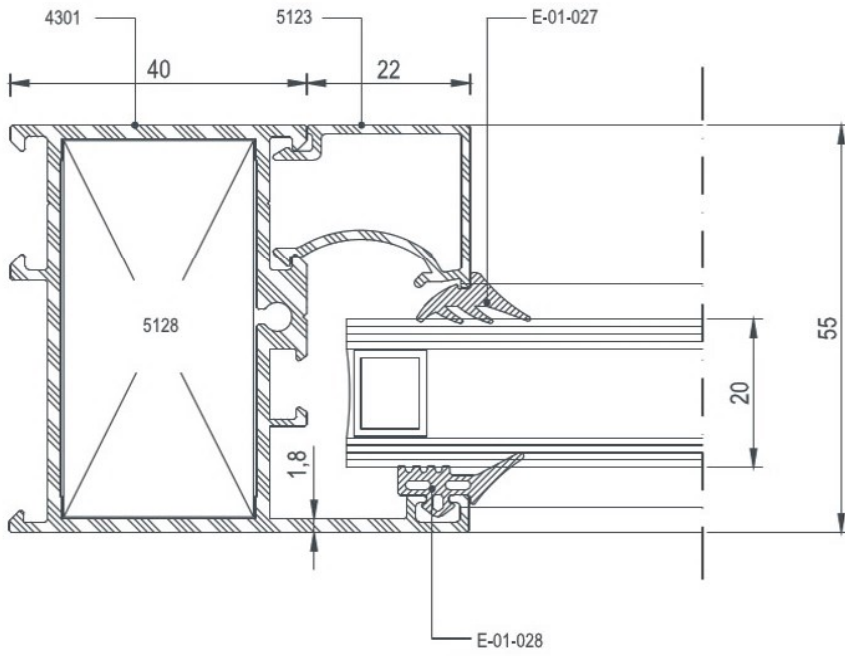
**KÖŞE TAKOZLARI / Corner Cleats**

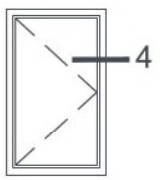
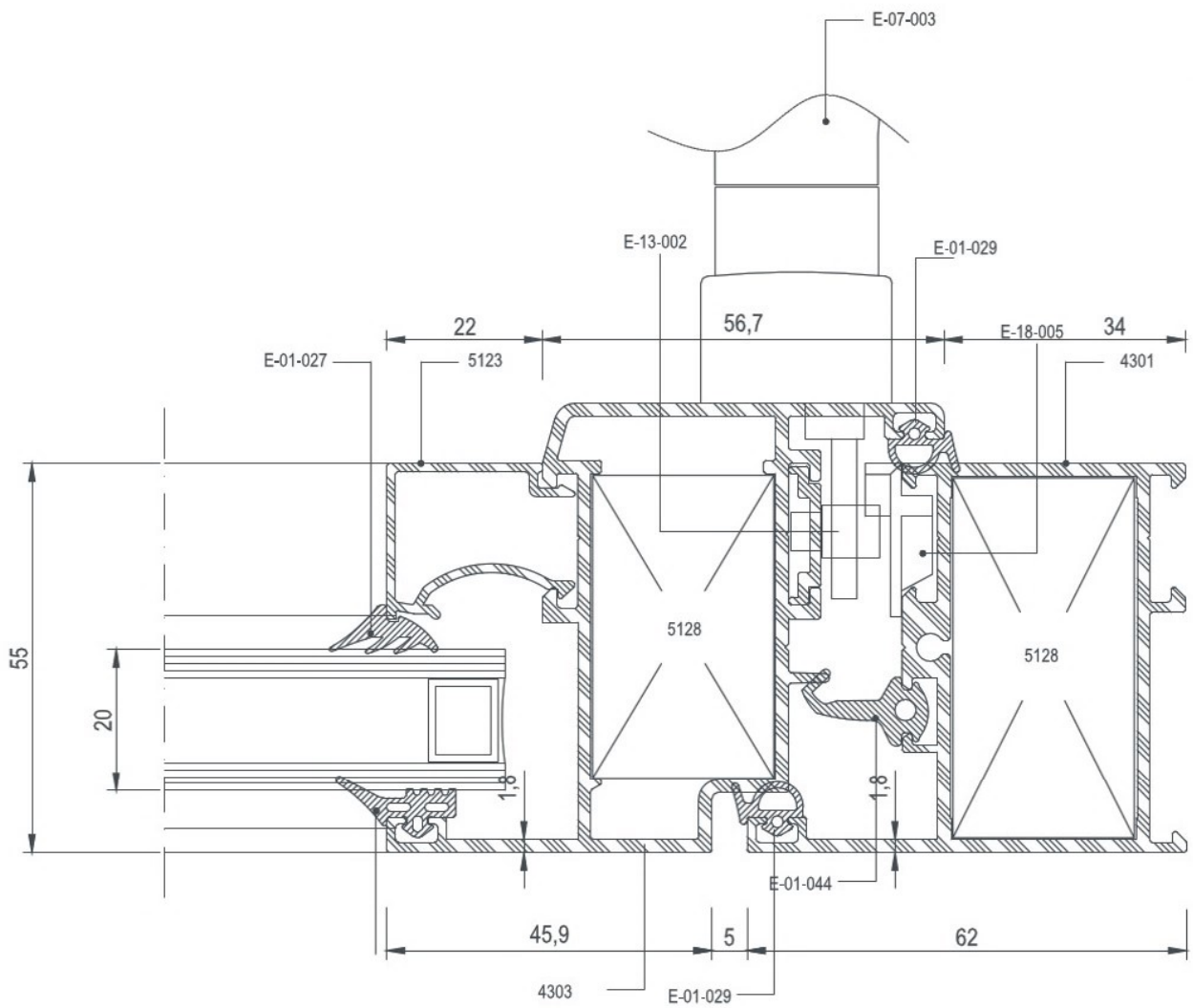
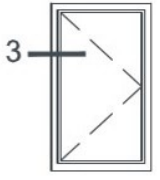
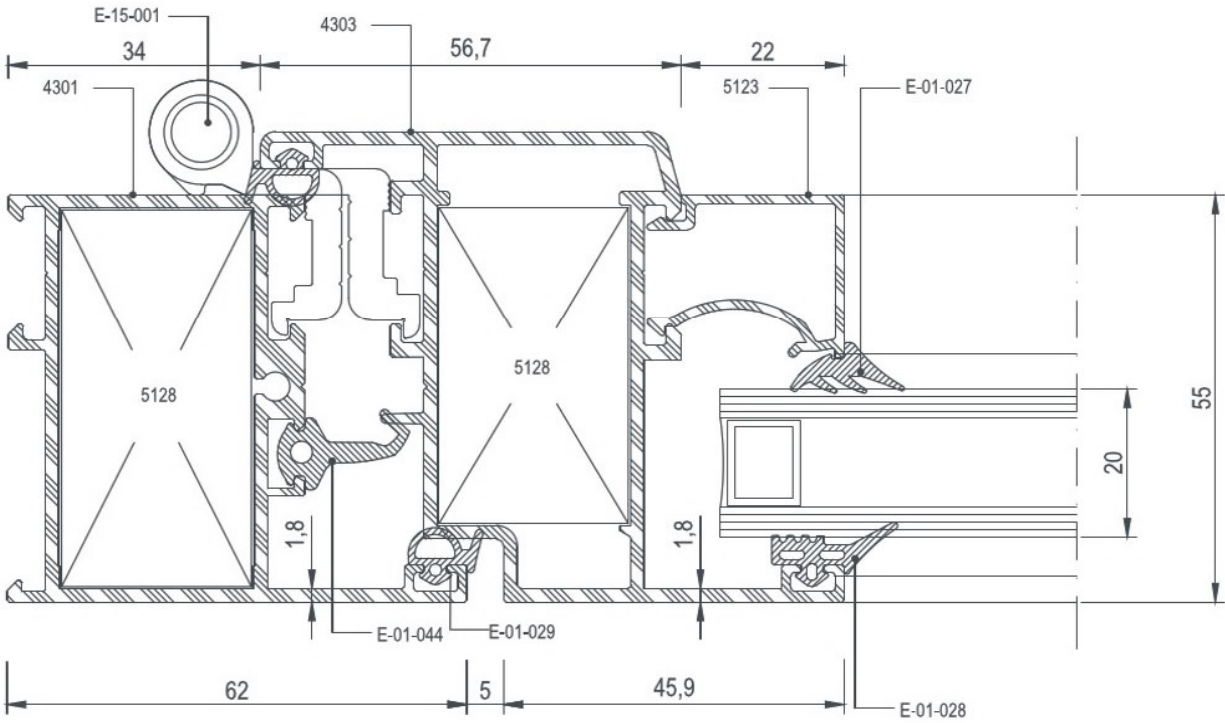
Nr		AKS. KODU Acs. Code	KESİM ÖLÇÜSÜ Cutting Size
4304	4542	4542-42,8	42,8 mm
4305	4542	4542-42,8	42,8 mm
4316	4542	4542-42,8	42,8 mm
4317	4542	4542-42,8	42,8 mm

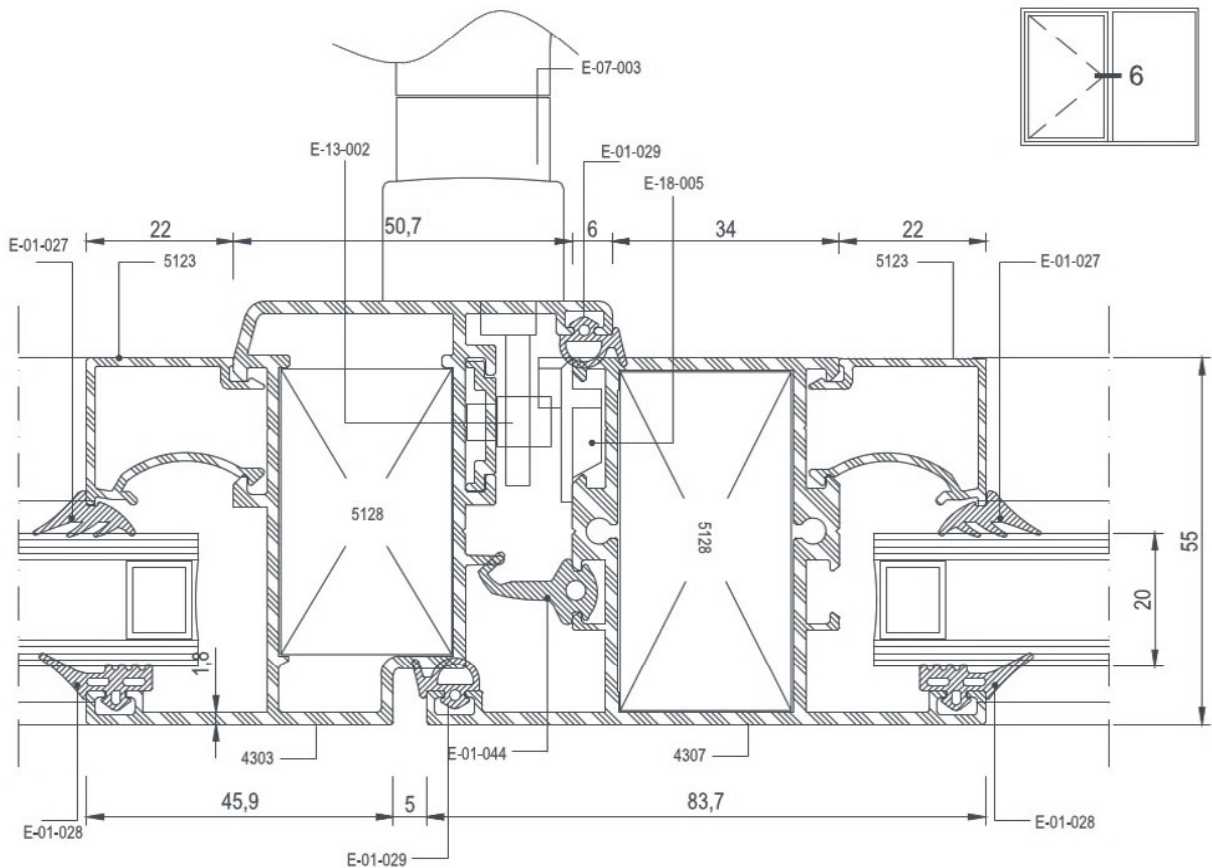
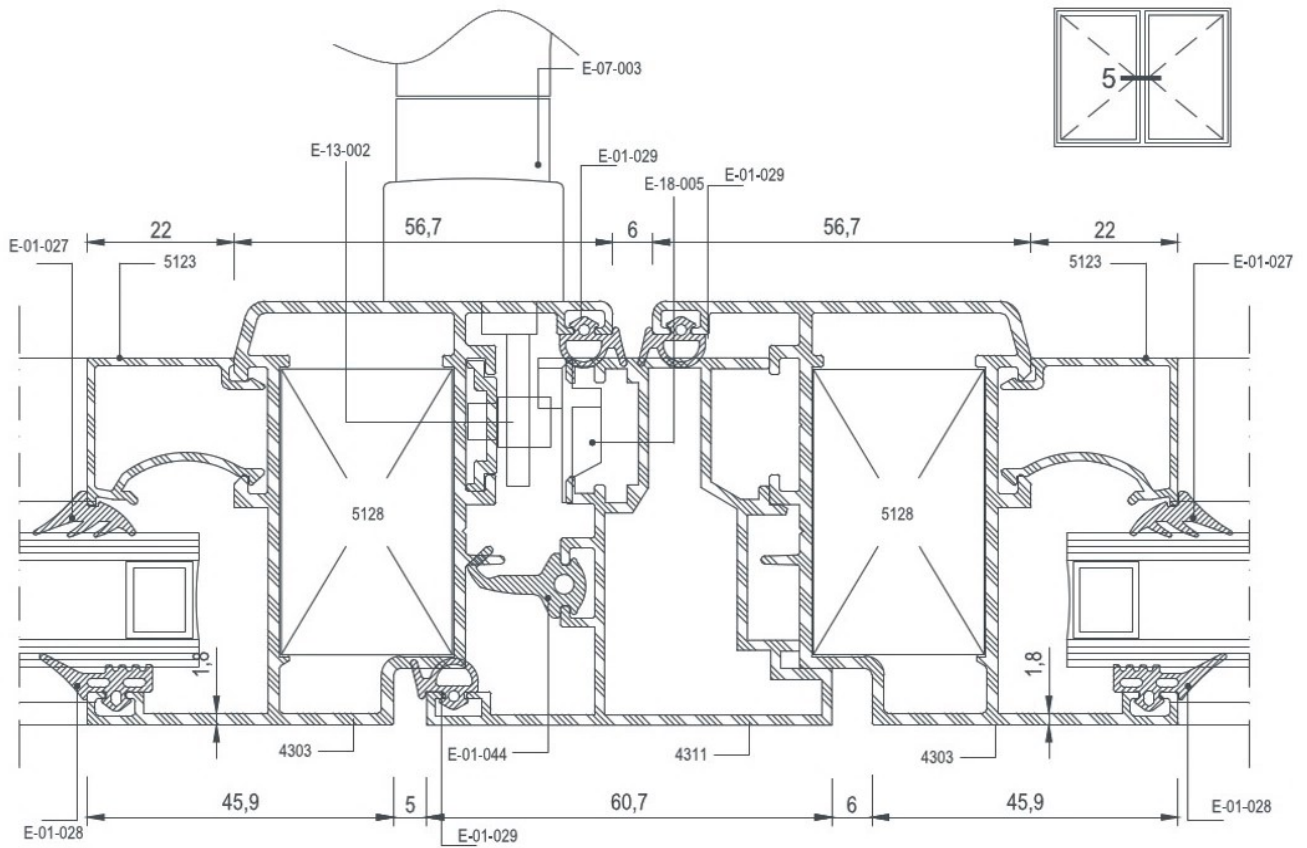


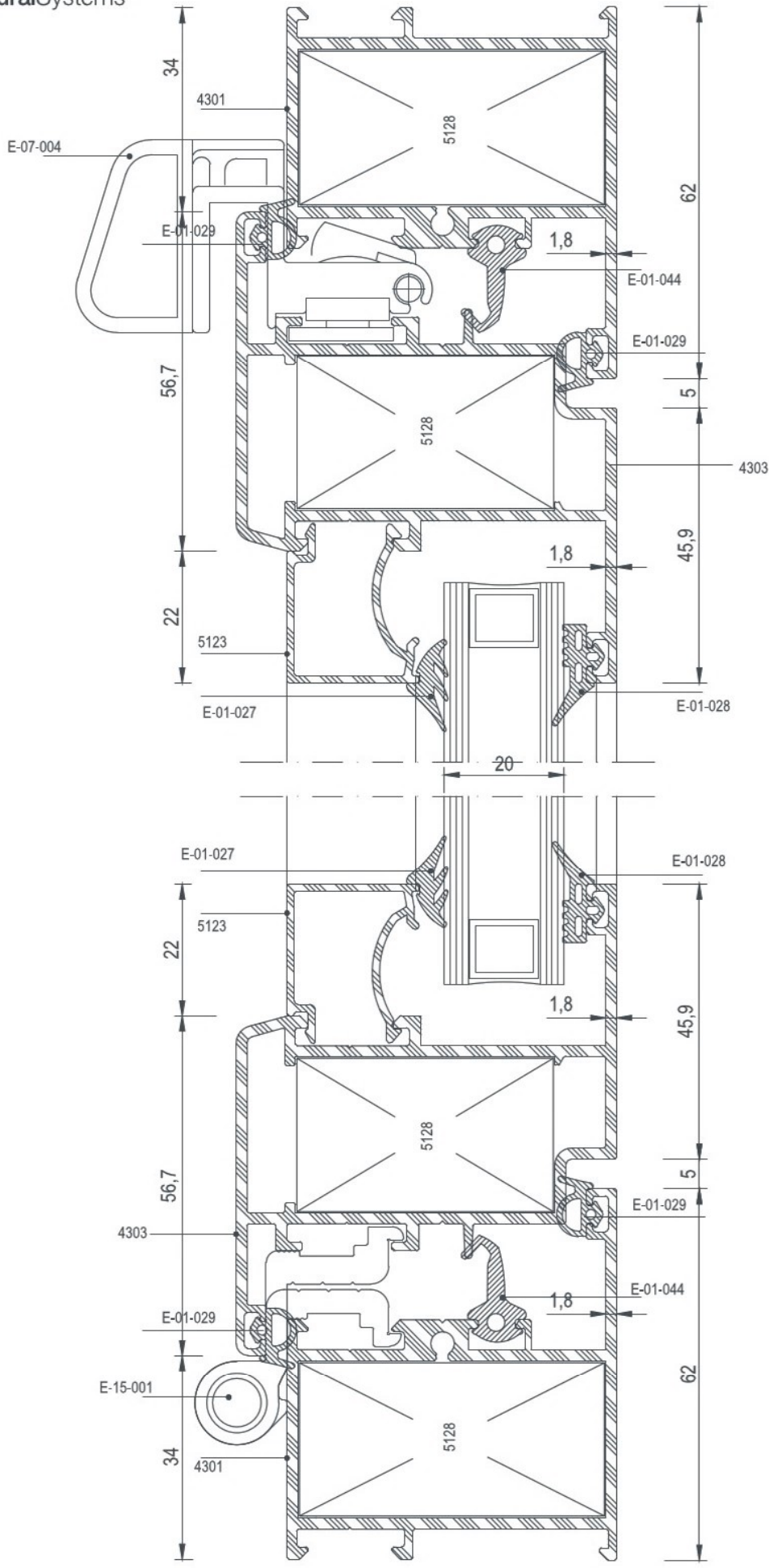
EDR 55

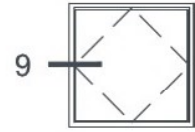
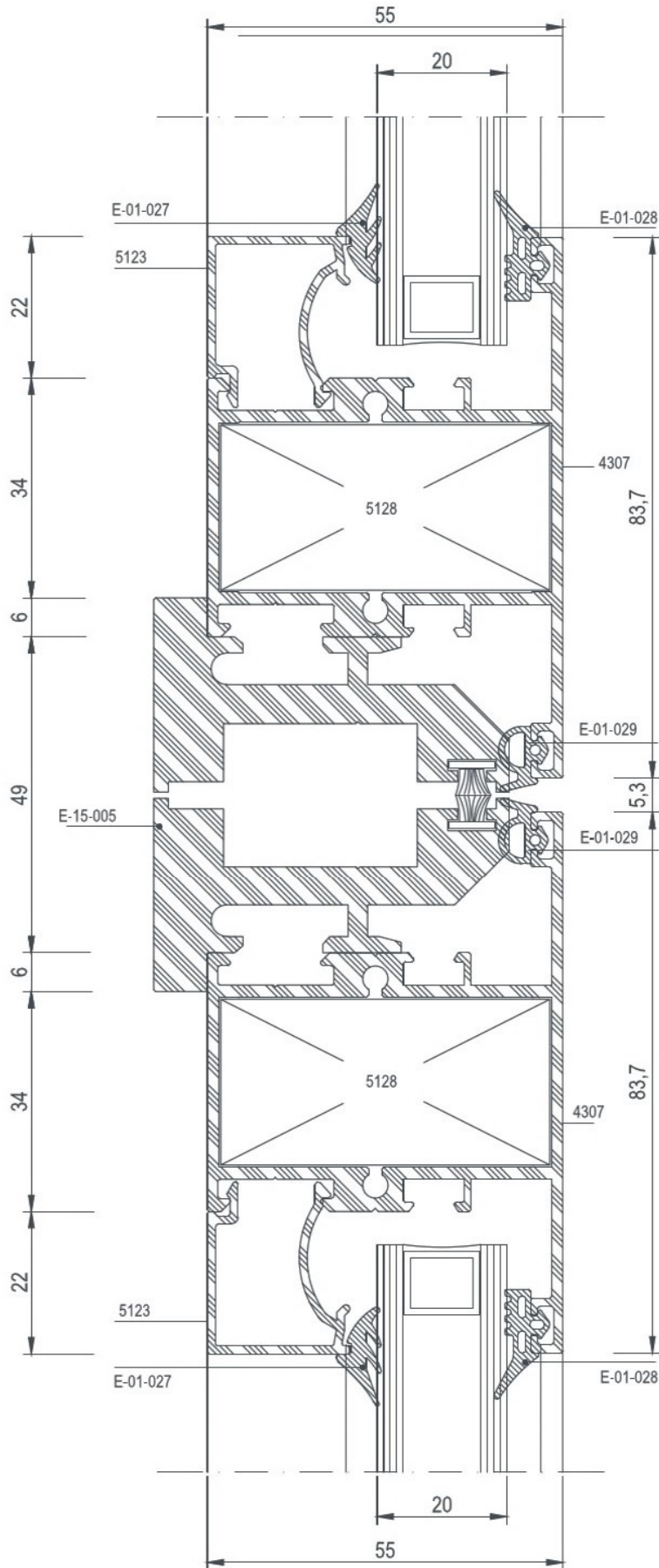
DETAYLAR
DETAILS

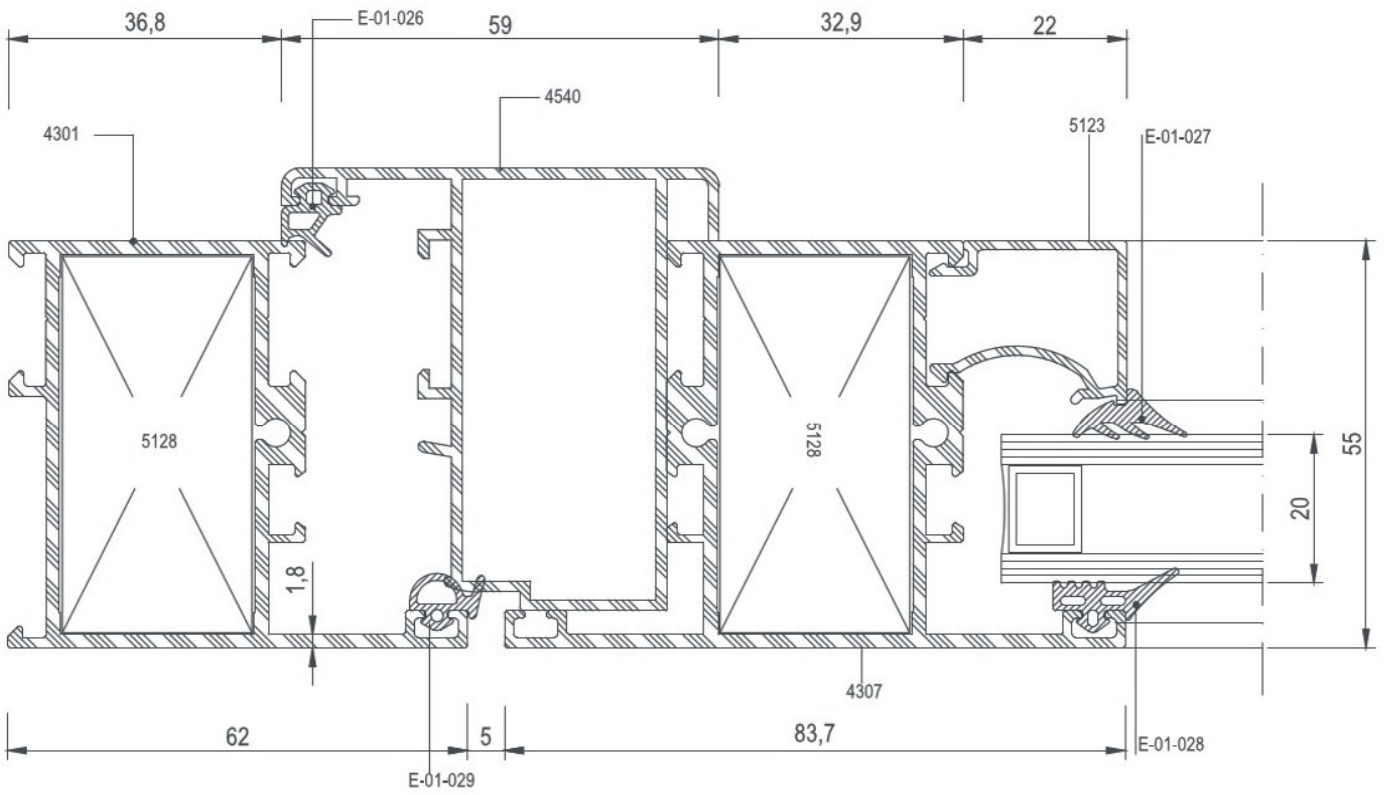
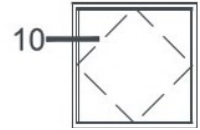


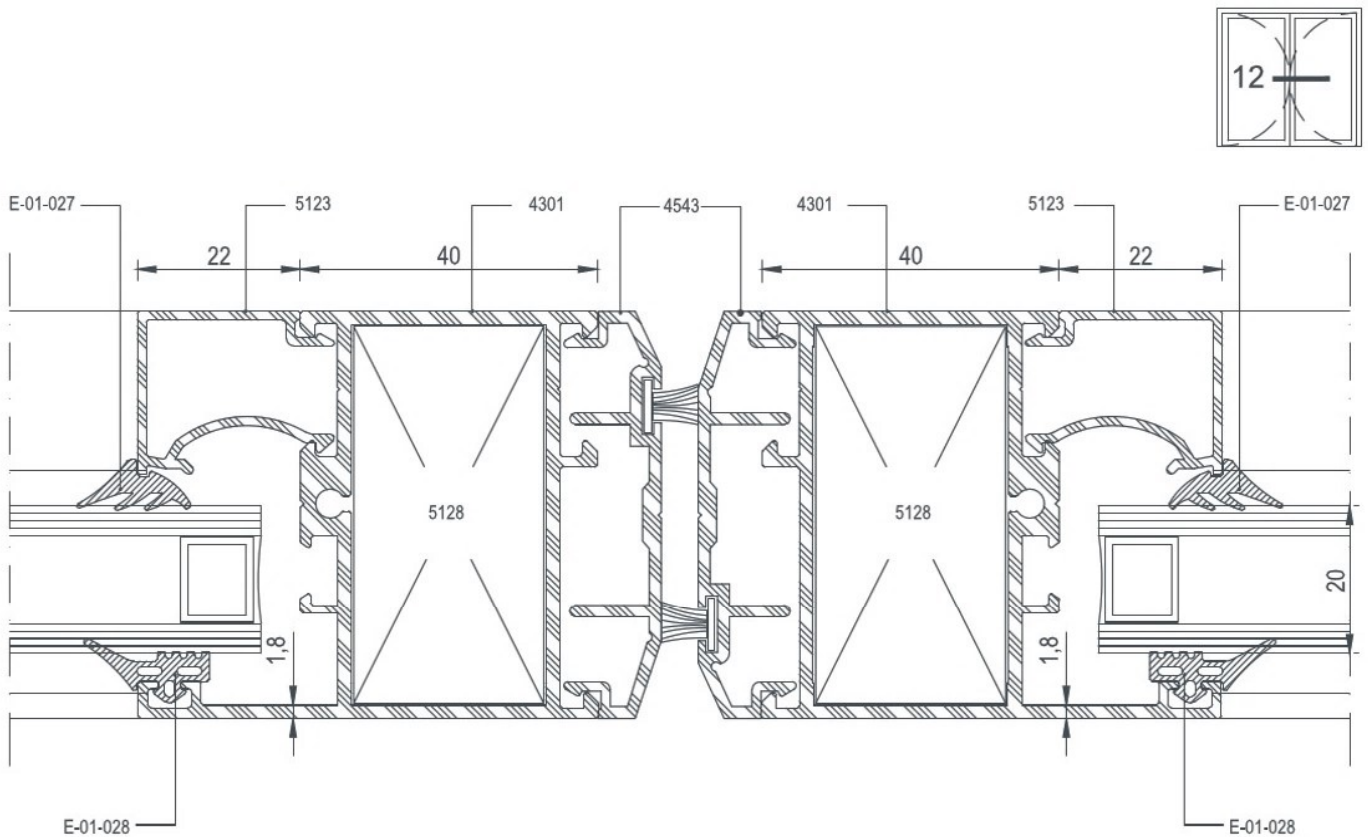
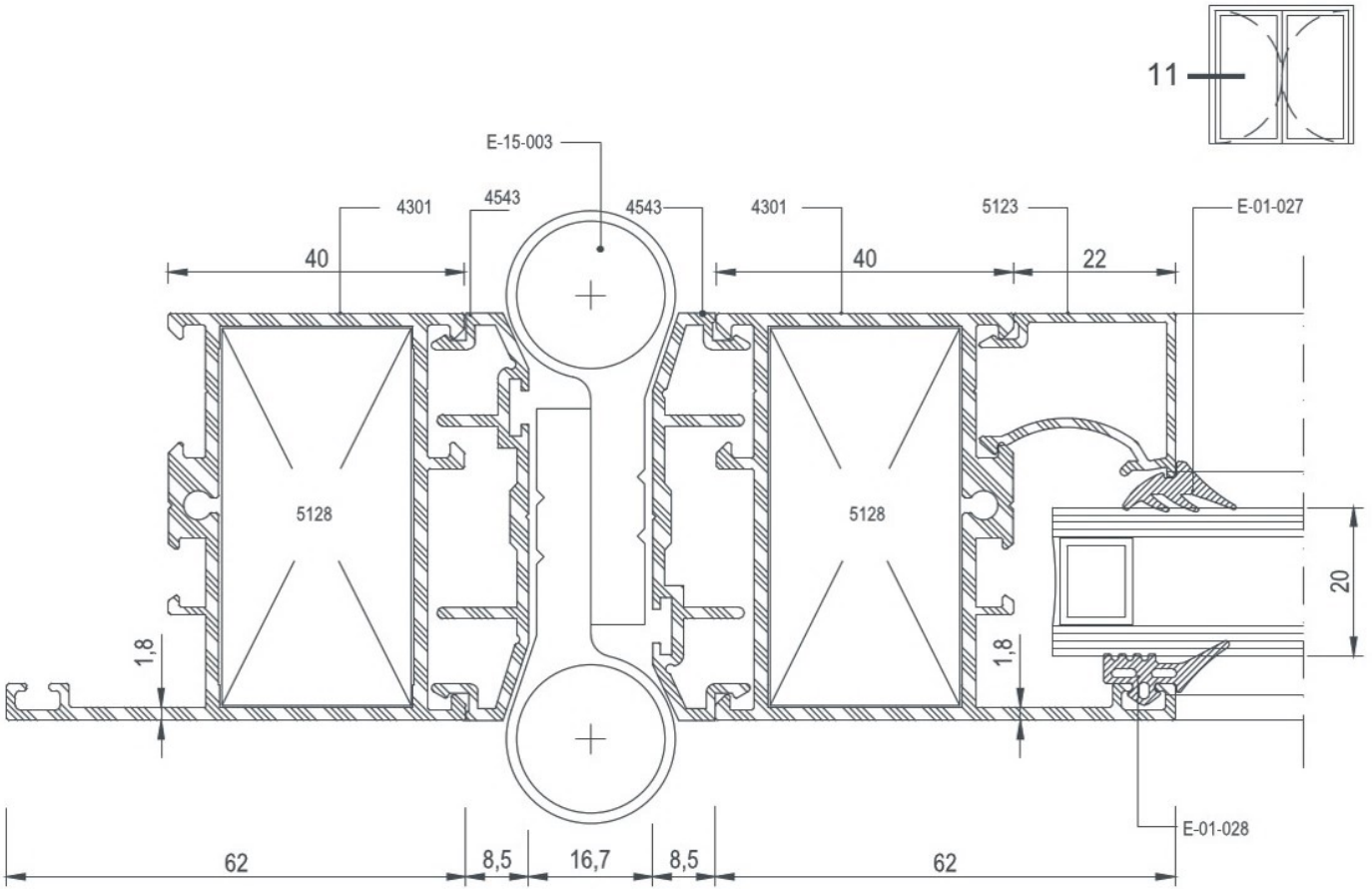


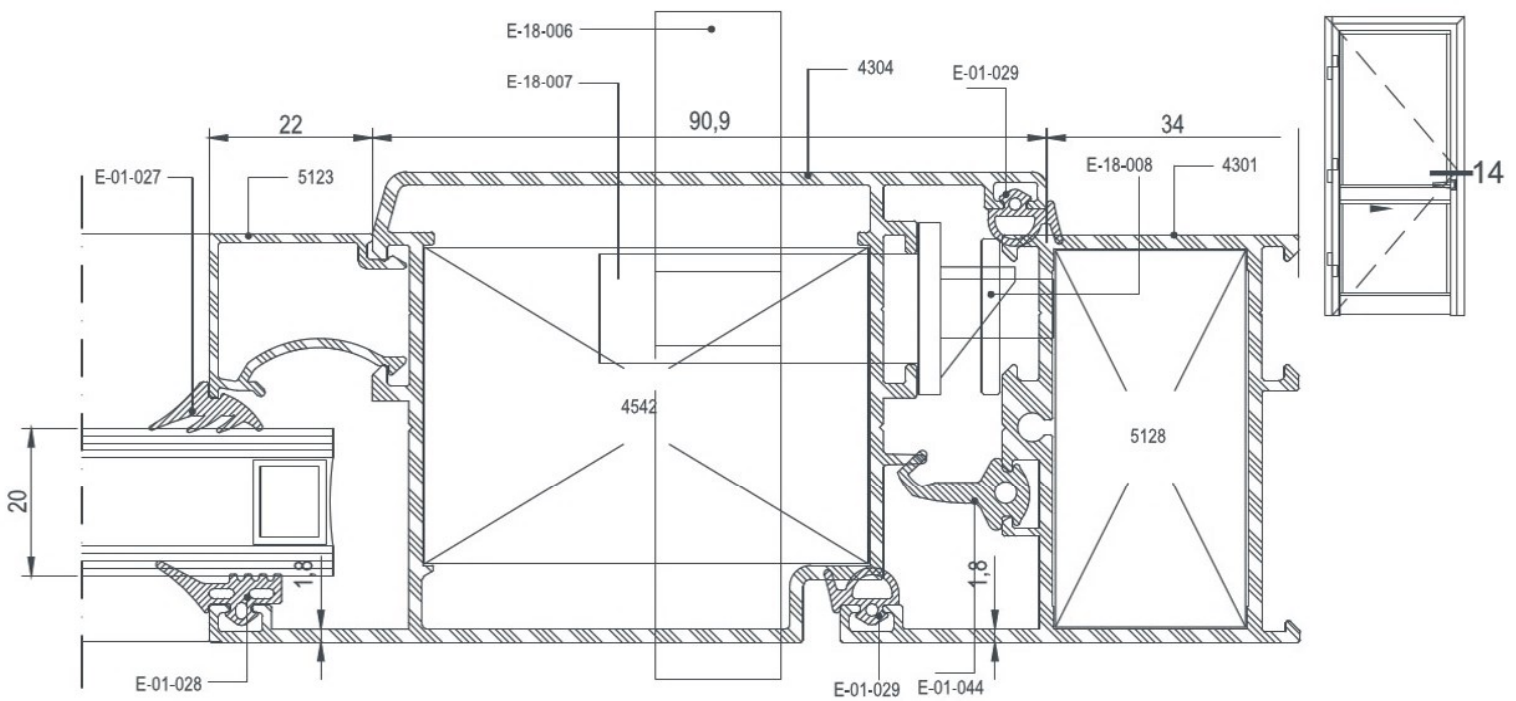
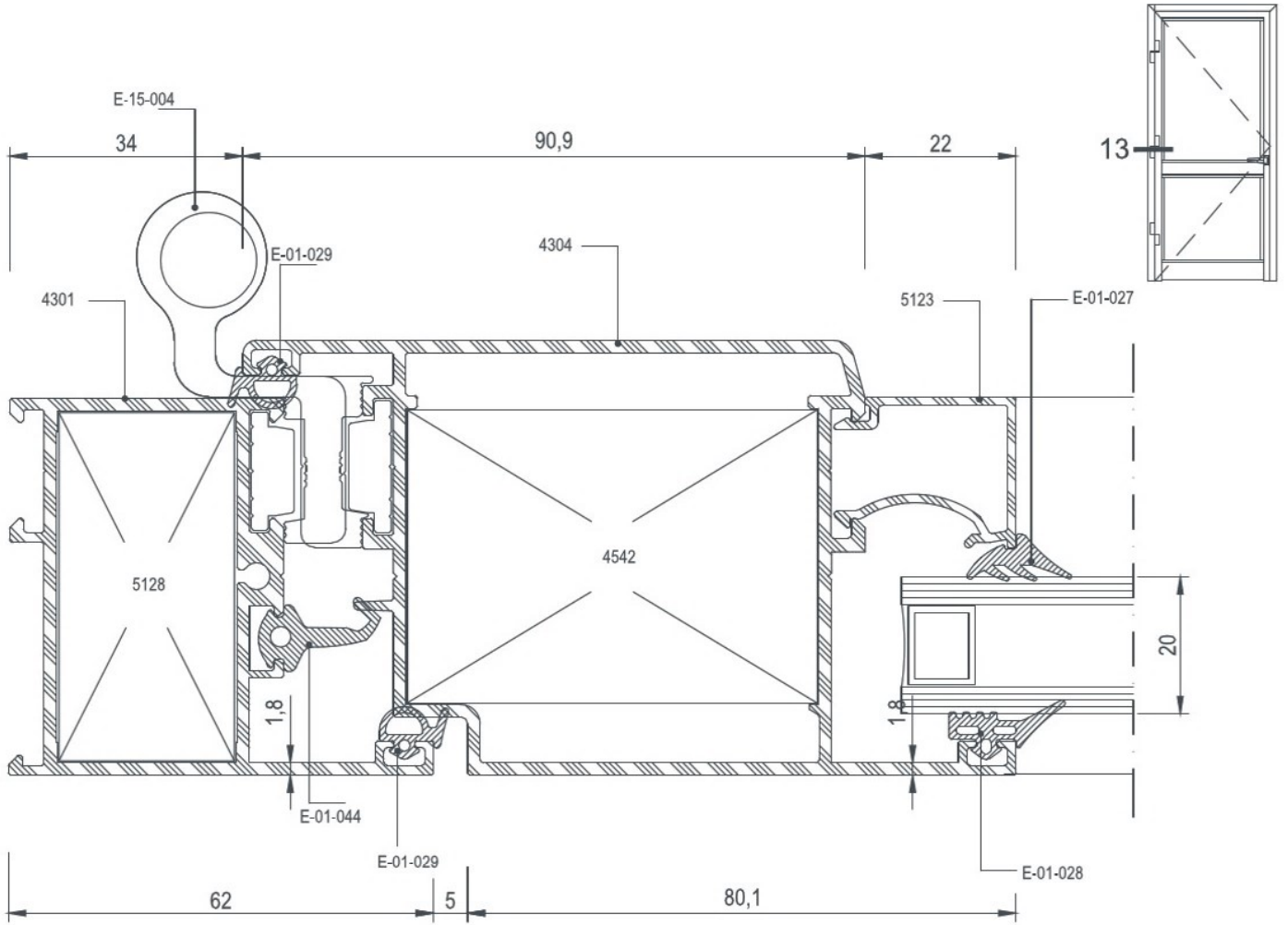


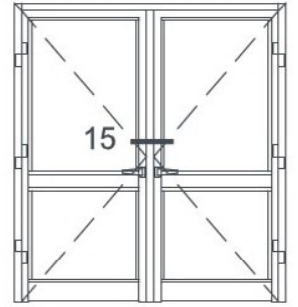
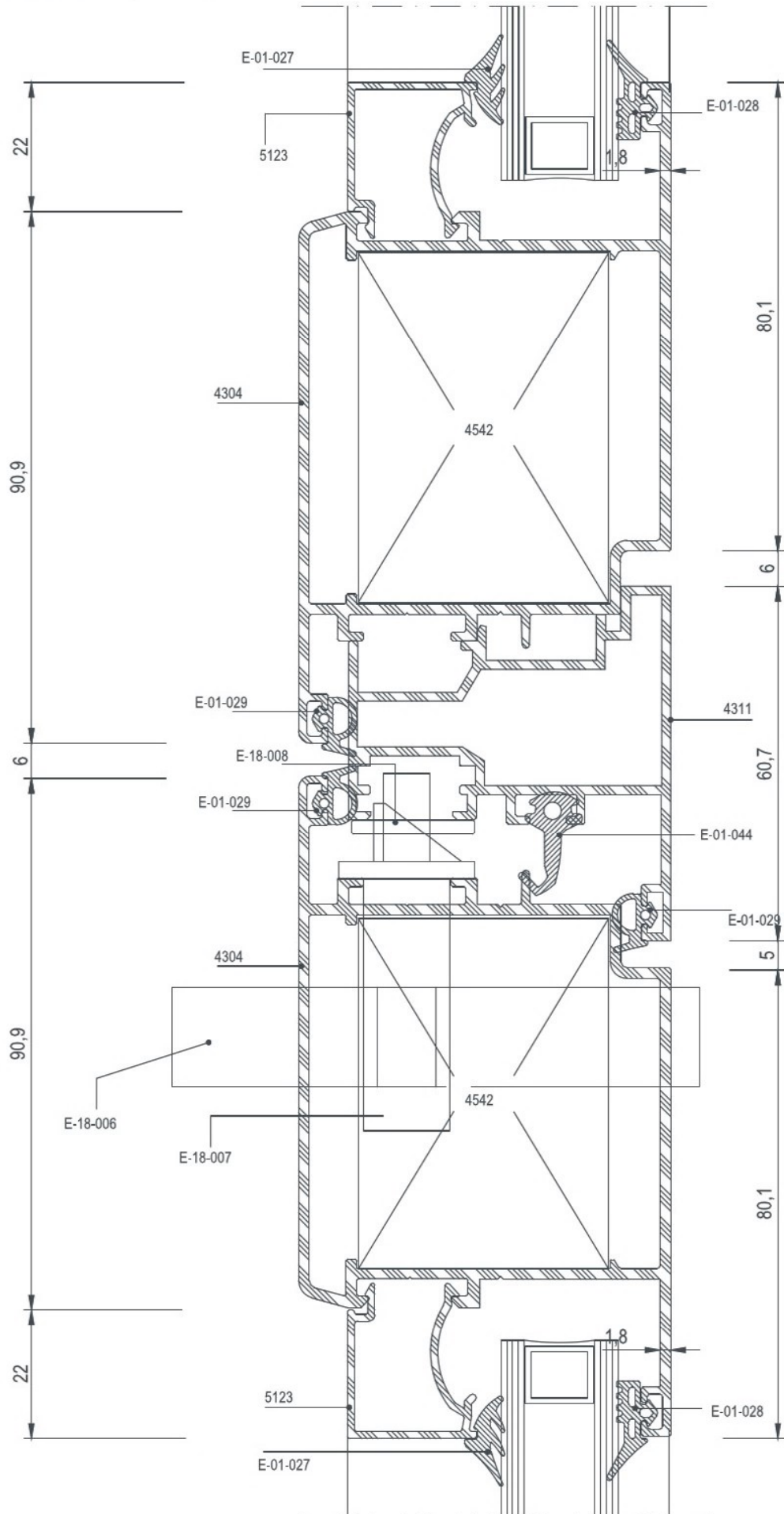


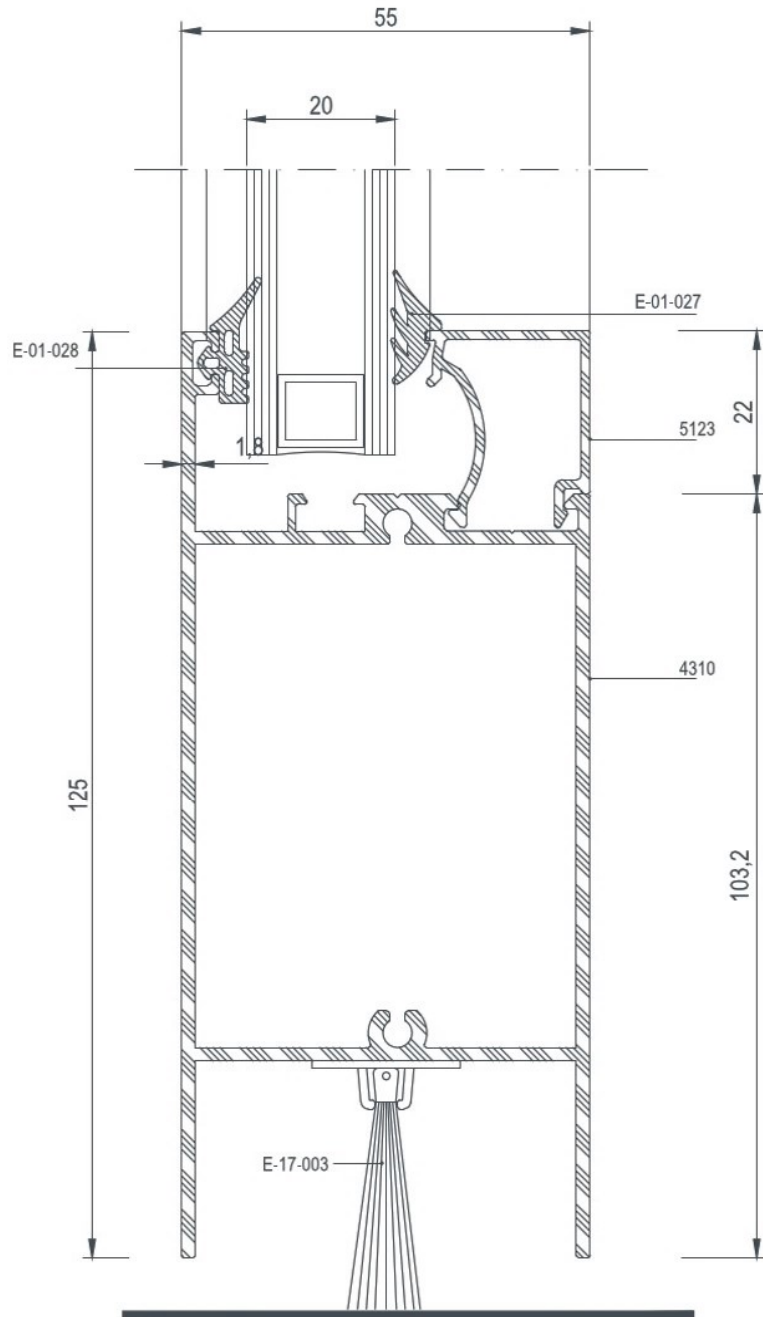


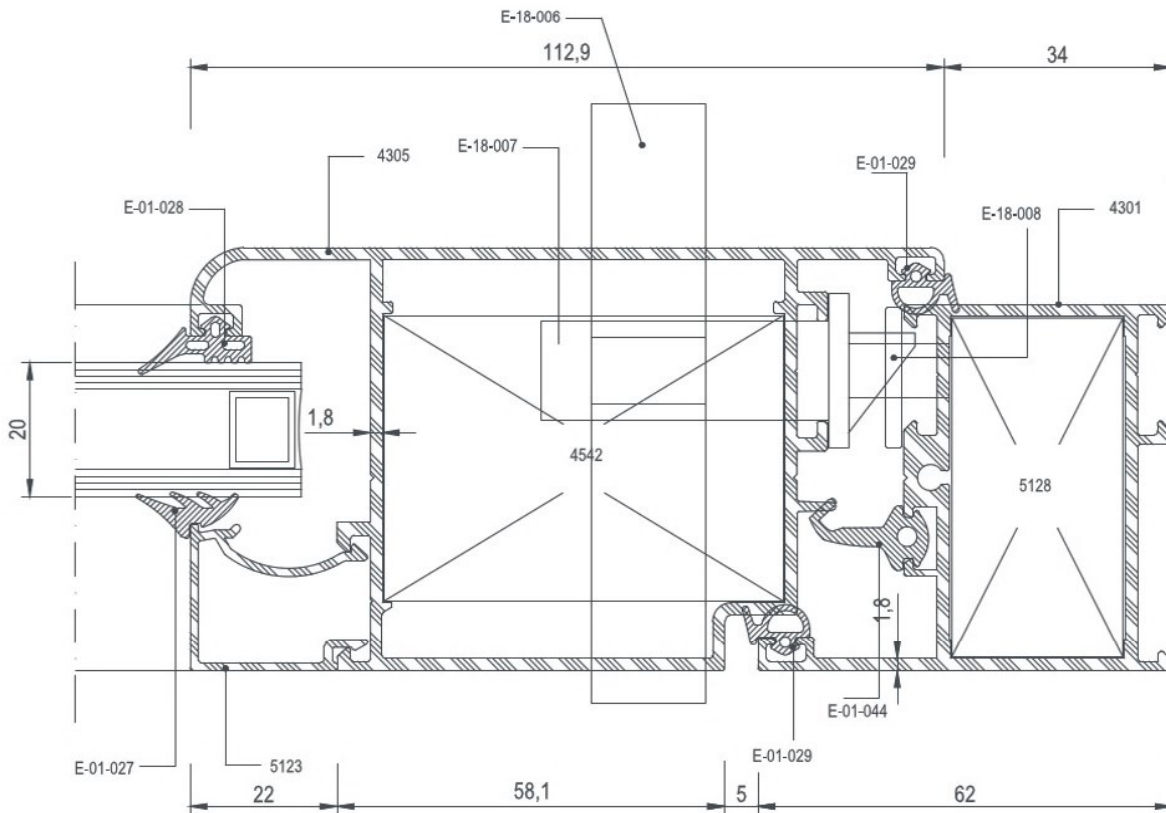
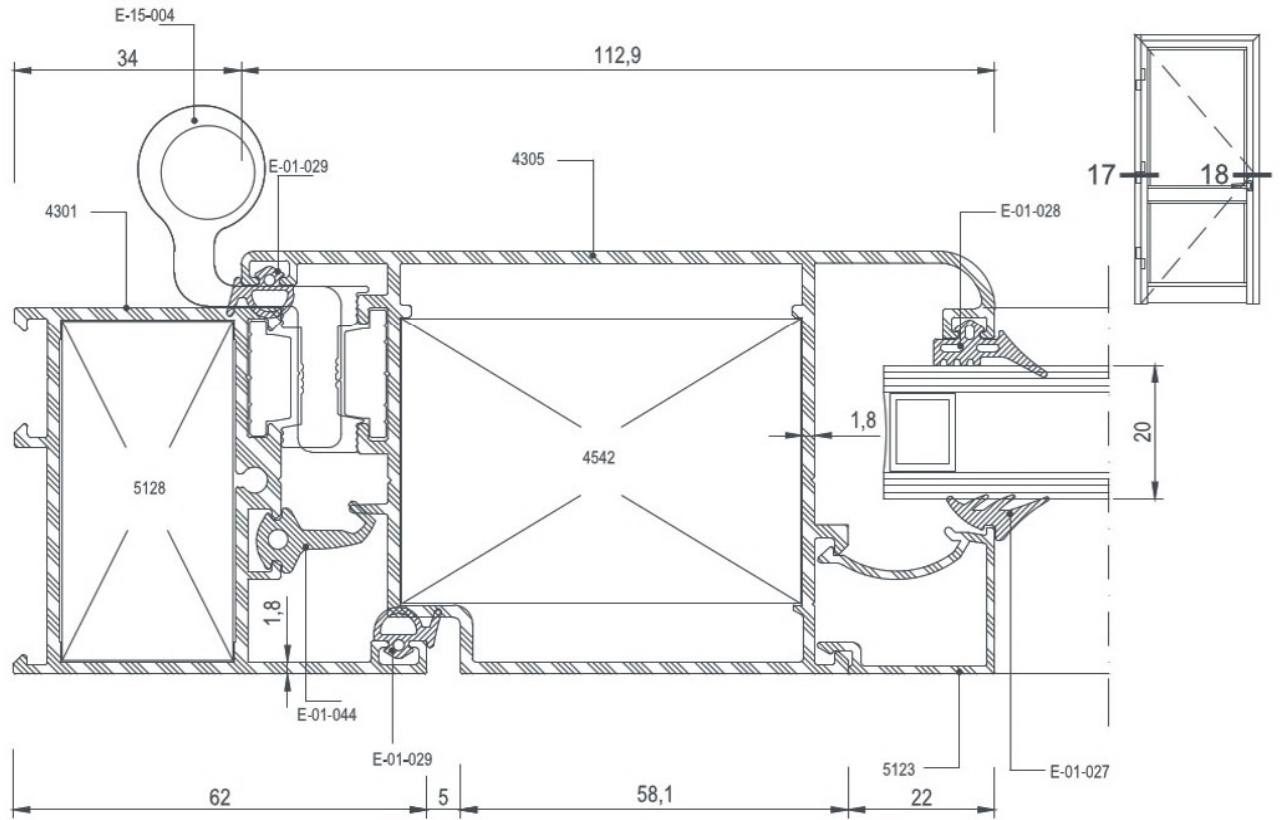


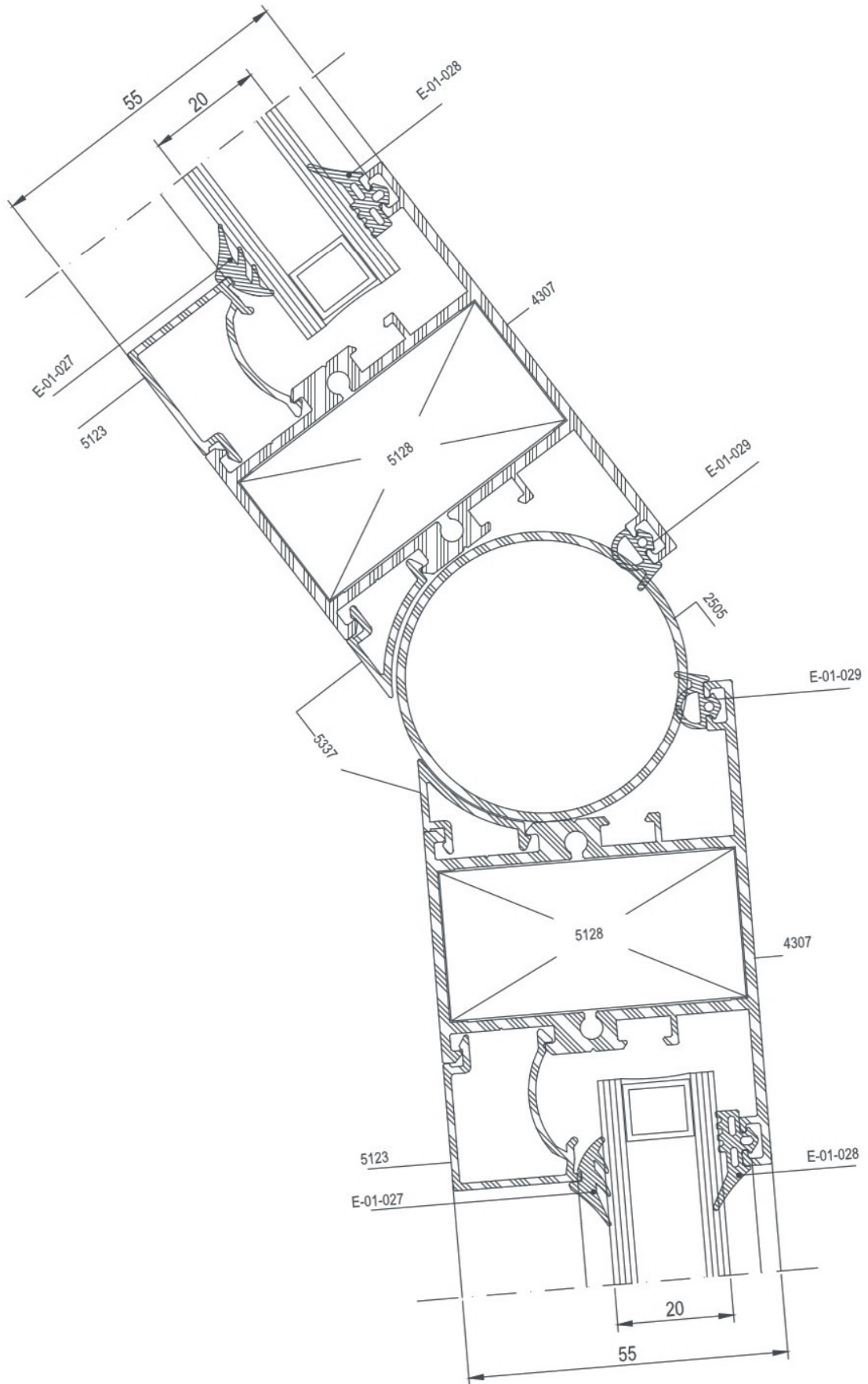


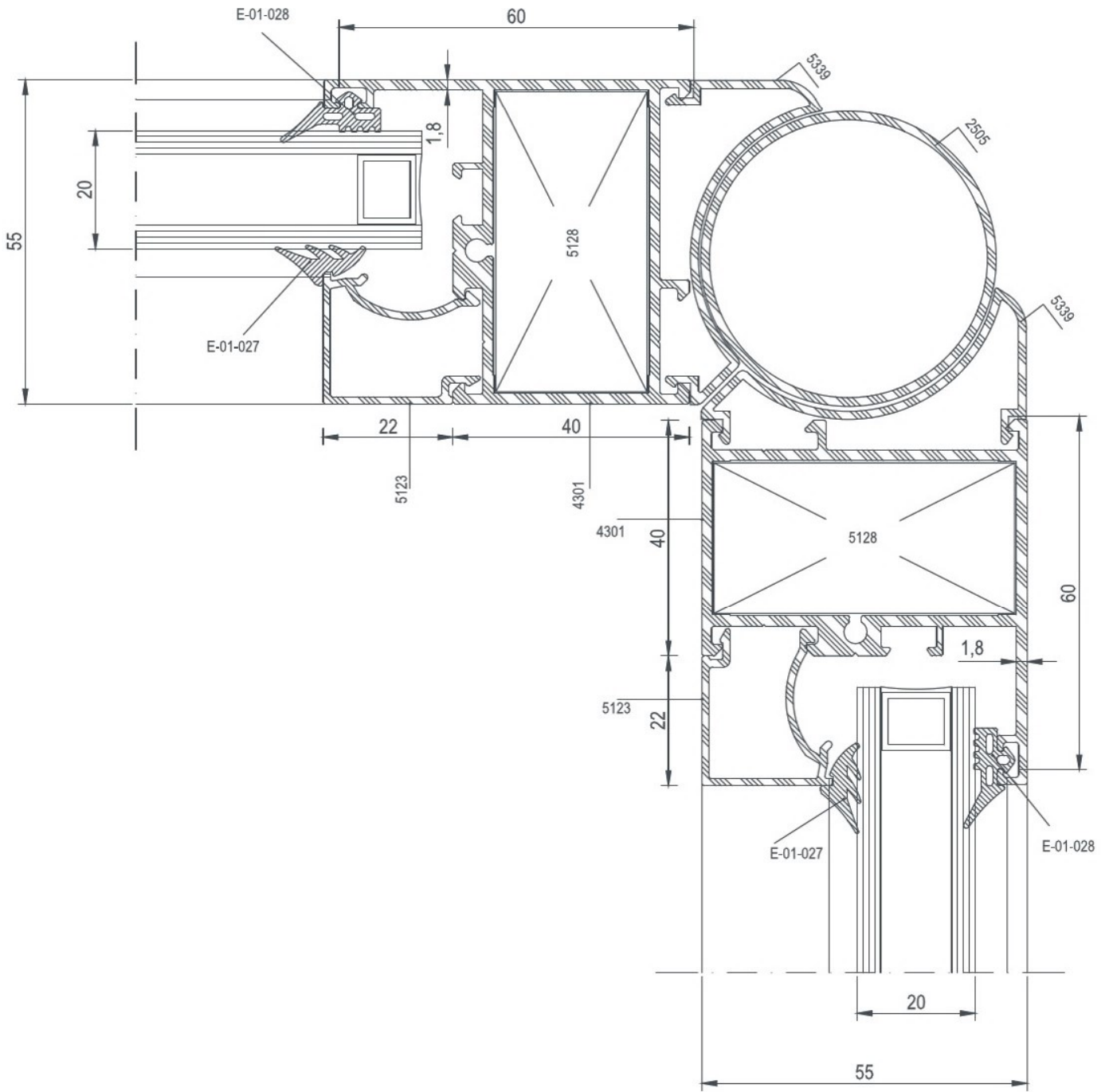











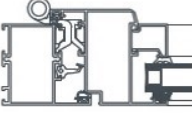
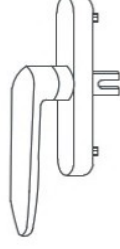
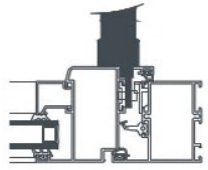

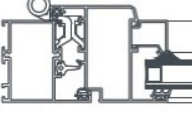

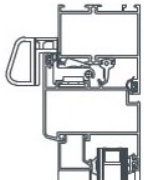


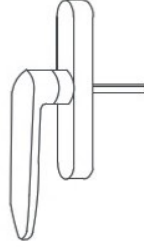
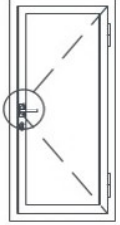

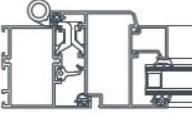
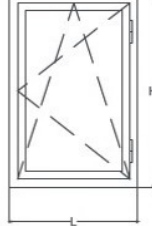
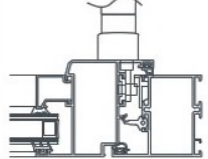

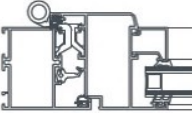

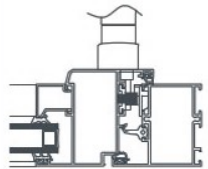




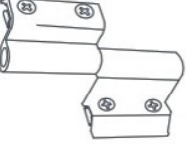
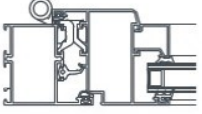


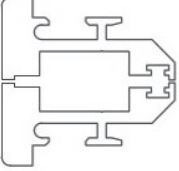
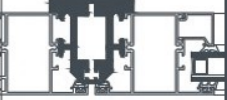

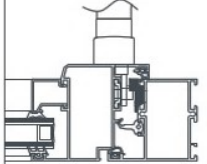
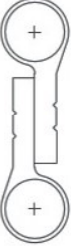
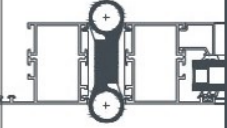
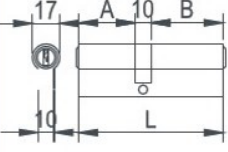
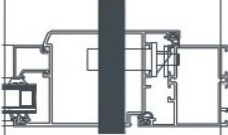
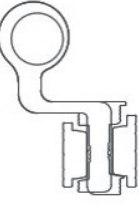
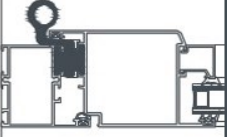
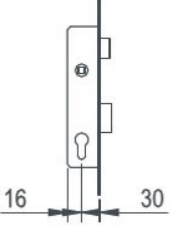
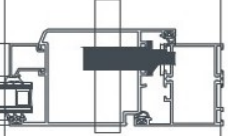



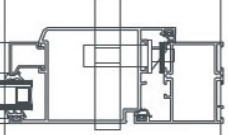
EDR 55



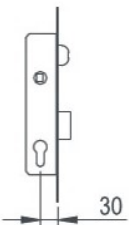
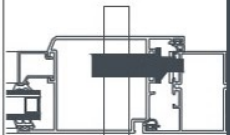

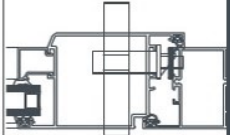
AKSESUARLAR

ACCESSORIES

	<p>E-01-028</p> <p>Dış cam fitili outside gasket 60 gr/mt</p>			<p>E-07-003</p> <p>İspanyolet Kol Window handle</p>	
	<p>E-01-027</p> <p>İç cam fitili inside gasket 54 gr/mt</p>			<p>E-07-004</p> <p>Vasista Mandal Vasistas Spring</p>	
	<p>E-01-029</p> <p>Dış Bini Fitili Acoustical Gasket 40 gr/mt</p>			<p>E-07-005</p> <p>Kapı Kolu Door Handle</p>	
	<p>E-01-044</p> <p>Tozluk Fitili Central gasket 113 gr/mt</p>			<p>E-07-006</p> <p>Çift Açılım Mekanizması Tilt and Turn Mechanism L: 570~1000 mm H: 400~1200 mm</p>	
	<p>E-01-026</p> <p>İç Bini Fitili Acoustical Gasket 39 gr/mt</p>			<p>E-13-002</p> <p>Tij Pimi Lock Pin</p>	



	<p>E-15-001 Pencere Menteşesi Window Hinge</p>			<p>E-17-003 Kapı Altı Fırçası Brush 1 Mt</p>							
	<p>E-15-002 Pivot Menteşe Pivot Hinge</p>			<p>E-18-005 Ayarlı Pim Karşılığı Lock Plate</p>							
	<p>E-15-003 Çarpma Kapı Menteşesi Swing Door Hinge</p>		 <table border="1" data-bbox="858 1294 1002 1346"> <thead> <tr> <th>A</th> <th>B</th> <th>L</th> </tr> </thead> <tbody> <tr> <td>35</td> <td>45</td> <td>90</td> </tr> </tbody> </table>	A	B	L	35	45	90	<p>E-18-006 Barel Cylinder</p>	
A	B	L									
35	45	90									
	<p>E-15-004 Kapı Menteşesi Door Hinge</p>			<p>E-18-007 Dilli Kilit Mortise Lock</p>							
	<p>E-17-002 Kıl Fitol Brush</p>			<p>E-18-008 Dilli Kilit Karşılığı Forend</p>							

	<p>E-23-002 Vasistas Makas Vasistas Accessory</p>				
	<p>E-18-007-1 Makaralı Kilit Roller Lock</p>				
	<p>E-18-008-1 Makaralı Kilit Karşılığı Roller Forend</p>				



ISI YALITIMLI SÜRME SİSTEMLERİ

INSULATED SLIDING SYSTEMS



ES 32



COD Code	PROFİL KESİTİ Profile View	PROFİL AÇIKLAMASI Profile Description	AGIRLIK (kg/m) Weight	Jxx cm ⁴	Jyy cm ⁴	Wxx cm ³	Wyy cm ³
4800		KASA PROFİLİ FRAME PROFILE	1,475	8,83	33,01	3,34	7,70
4801		KASA PROFİLİ FRAME PROFILE	1,690	9,62	53,48	3,53	10,57
4802		KASA PROFİLİ FRAME PROFILE	1,632	14,10	43,24	3,98	9,21
4803		KASA PROFİLİ FRAME PROFILE	1,847	15,64	66,51	4,32	11,88
4804		KASA PROFİLİ FRAME PROFILE	2,210	12,73	108,49	4,81	16,86
4805		KASA PROFİLİ FRAME PROFILE	2,426	13,53	150,33	4,95	20,92
4806		KASA PROFİLİ FRAME PROFILE	2,368	18,65	130,40	5,02	19,04
4807		KASA PROFİLİ FRAME PROFILE	2,583	19,81	177,42	5,17	22,94
4808		KANAT PROFİLİ SAHS PROFILE	1,516	30,13	7,35	6,26	4,57
4809		KANAT PROFİLİ SAHS PROFILE	1,482	26,08	8,09	5,80	5,05
4810		KENET PROFİLİ LOCKING PROFILE	0,555	2,91	3,98	1,03	1,39



COD Code	PROFİL KESİTİ Profile View	PROFİL AÇIKLAMASI Profile Description	AGIRLIK (kg/m) Weight	Jxx cm ⁴	Jyy cm ⁴	Wxx cm ³	Wyy cm ³
4811		KENET PROFİLİ LOCKING PROFILE	0,840	3,92	10,44	1,46	2,98
4812		ADAPTÖR PROFİLİ ADAPTER PROFILE	0,774	2,75	1,05	1,50	0,74
4813		ADAPTÖR PROFİLİ ADAPTER PROFILE	0,449	1,35	5,26	0,81	1,46
4814		ADAPTÖR PROFİLİ ADAPTER PROFILE	1,123	4,10	20,65	1,33	5,06
4815		ADAPTÖR PROFİLİ ADAPTER PROFILE	1,208	4,27	31,40	1,36	6,20
1000		SİNEKLİK PROFİLİ FYLSCREEN PROFILE	0,420	---	---	---	---
1004		SİNEKLİK PROFİLİ FYLSCREEN PROFILE	0,257	---	---	---	---
5121		ÇITA PROFİLİ GLASING BEAD	0,260	---	---	---	---



ES 32

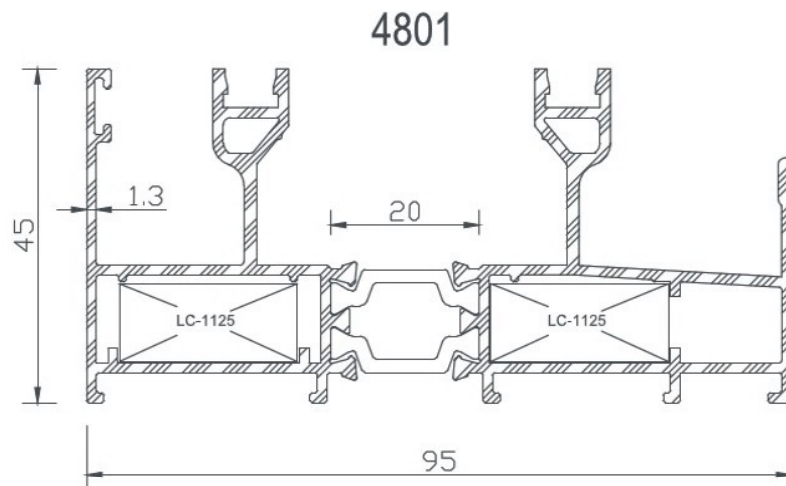
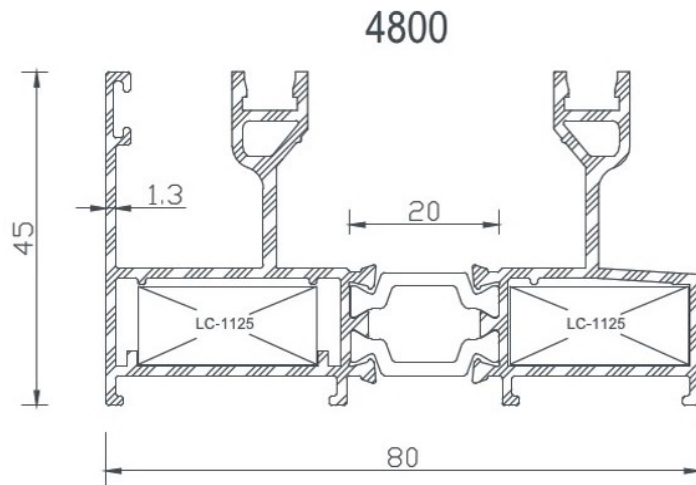
PROFİLLER

PROFILES

1.3T ISI YALITIMLI SÜRME SİSTEMLERİ
1.3T INSOLATED SLIDING SYSTEMS

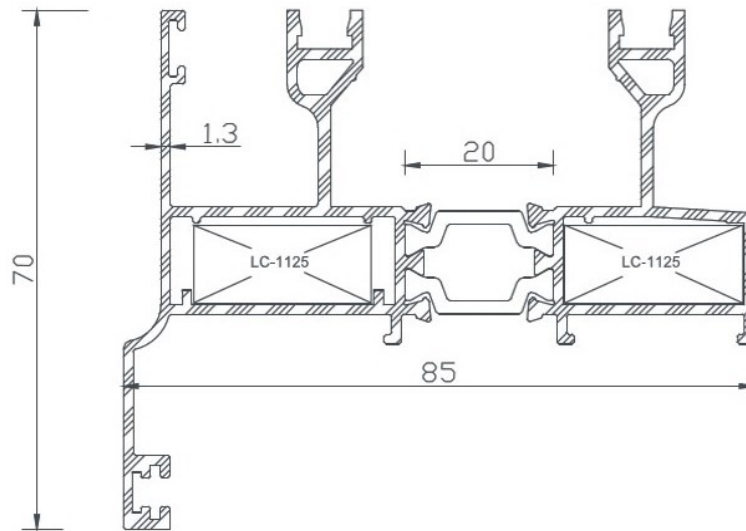


COD Code	AGIRLIK (kg/m) Weight	J _{xx} cm ⁴	J _{yy} cm ⁴	W _{xx} cm ³	W _{yy} cm ³	L m
4800	1,475	8,83	33,01	3,34	7,70	6
4801	1,690	9,62	53,48	3,53	10,57	6

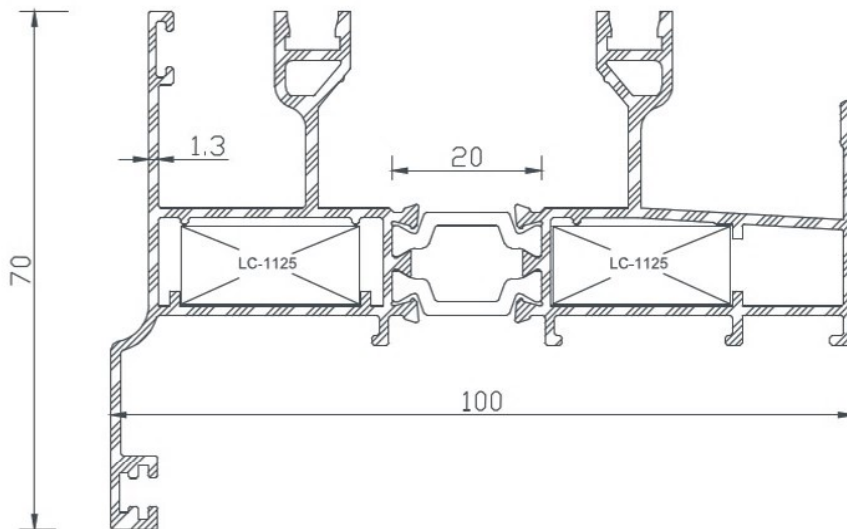


COD Code	AGIRLIK (kg/m) Weight	Jxx cm ⁴	Jyy cm ⁴	Wxx cm ³	Wyy cm ³	L m
4802	1,632	14,10	43,24	3,98	9,21	6
4803	1,847	15,64	66,51	4,32	11,88	6

4802



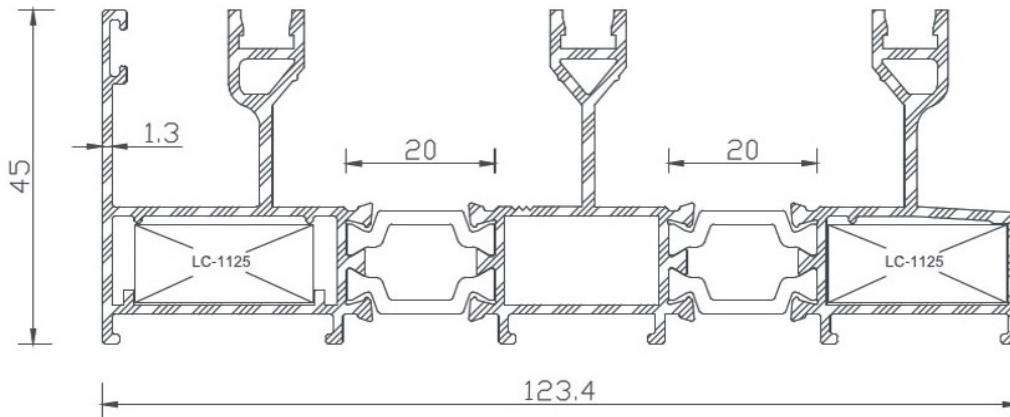
4803



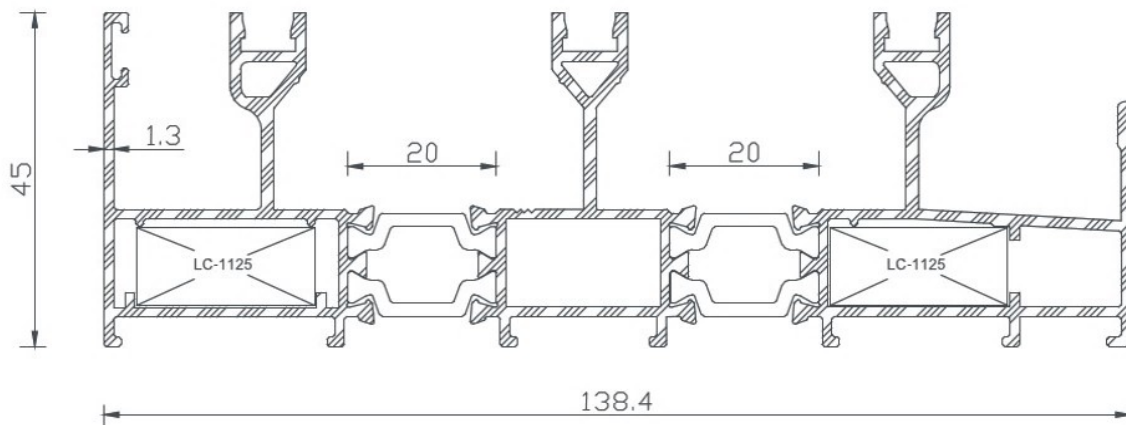


COD Code	AGIRLIK (kg/m) Weight	Jxx cm ⁴	Jyy cm ⁴	Wxx cm ³	Wyy cm ³	L m
4804	2,210	12,73	108,49	4,81	16,86	6
4805	2,426	13,53	150,33	4,95	20,92	6

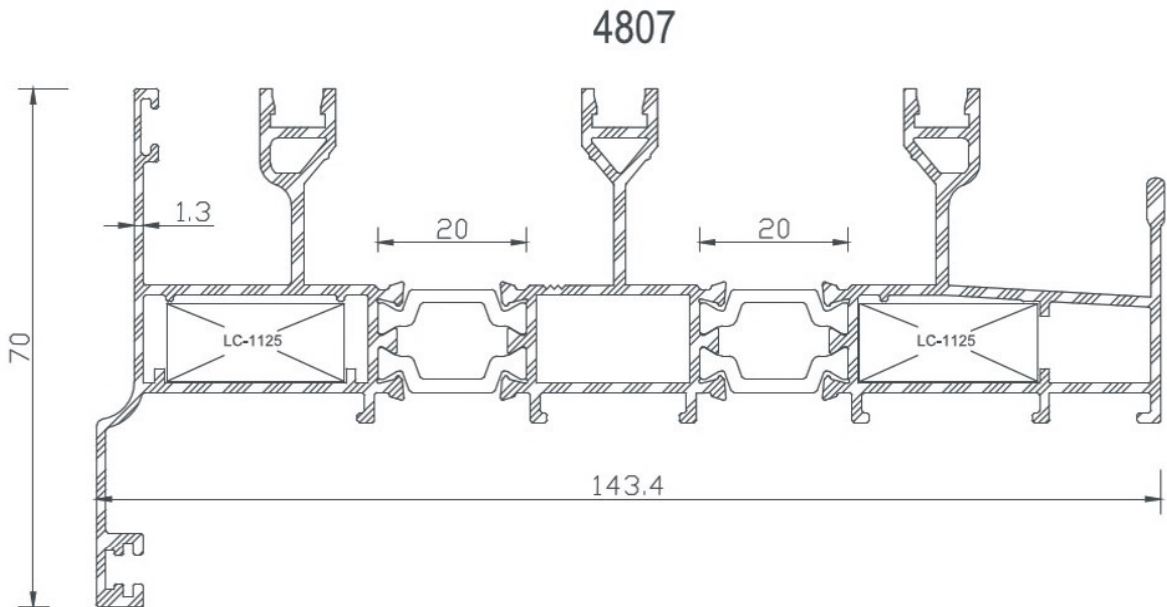
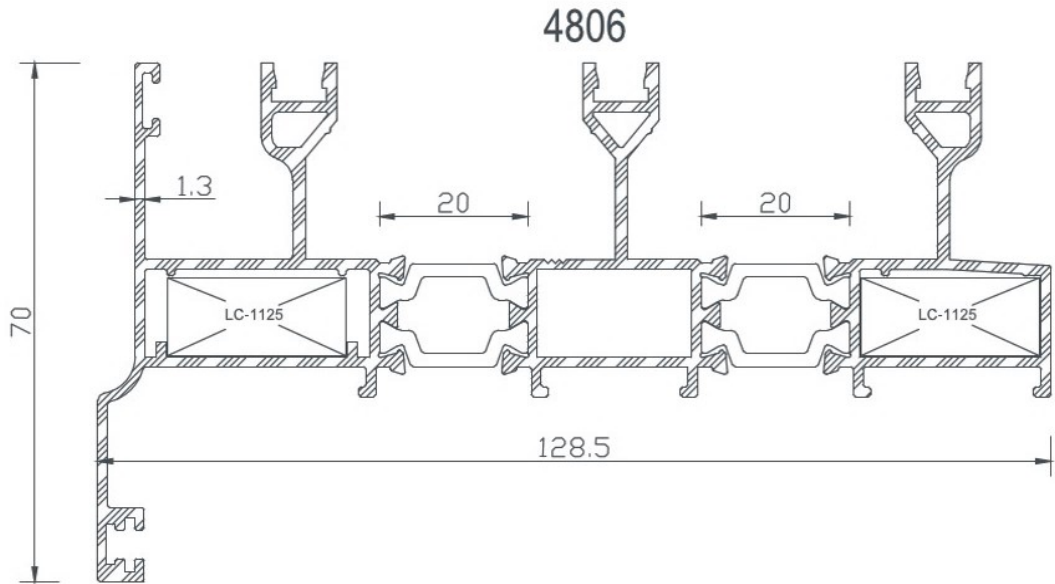
4804



4805

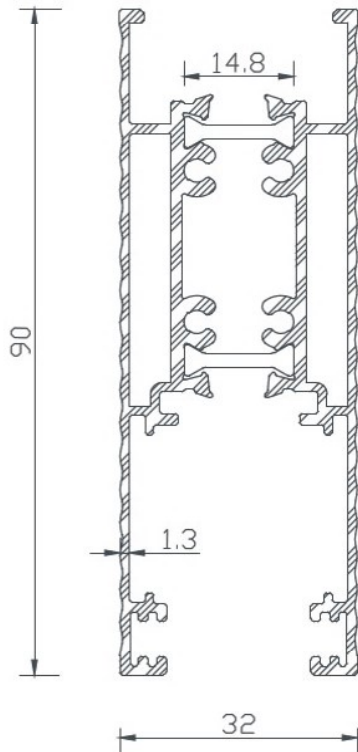


COD Code	AGIRLIK (kg/m) Weight	Jxx cm4	Jyy cm4	Wxx cm3	Wyy cm3	L m
4806	2,368	18,65	130,40	5,02	19,04	6
4807	2,583	19,81	177,42	5,17	22,94	6

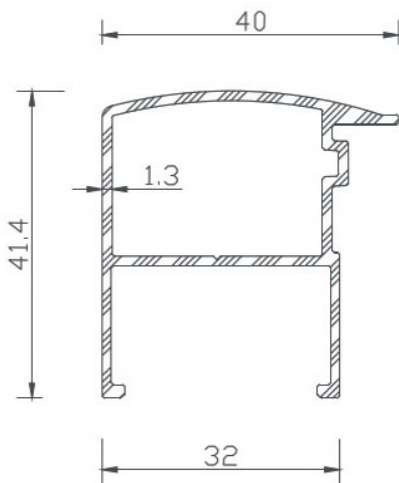
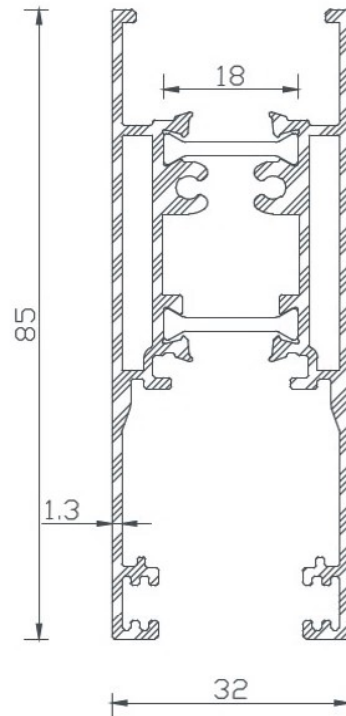


COD Code	AGIRLIK (kg/m) Weight	Jxx cm4	Jyy cm4	Wxx cm3	Wyy cm3	L m
4808	1,516	30,13	7,35	6,26	4,57	6
4809	1,482	26,08	8,09	5,80	5,05	6
4810	0,555	2,91	3,98	1,03	1,39	6
4811	0,840	3,92	10,44	1,46	2,98	6

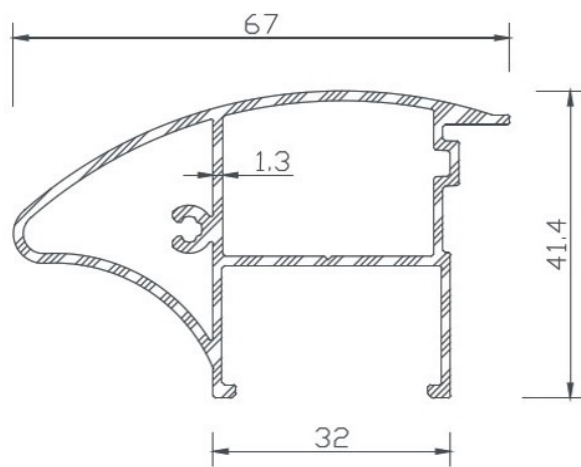
4808



4809



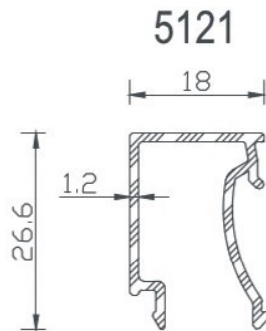
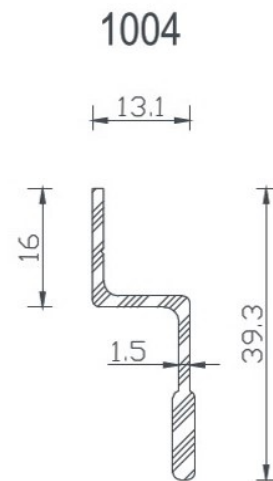
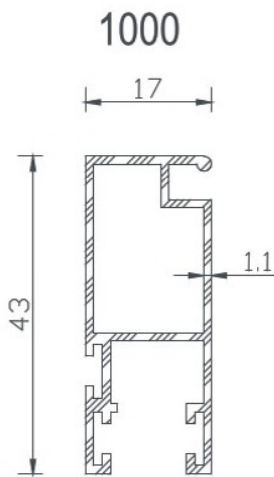
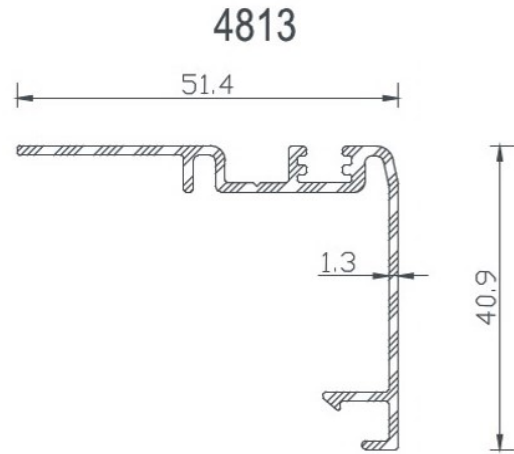
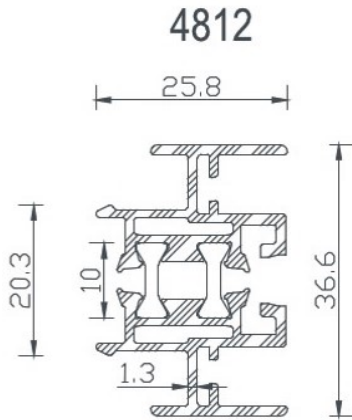
4810



4811



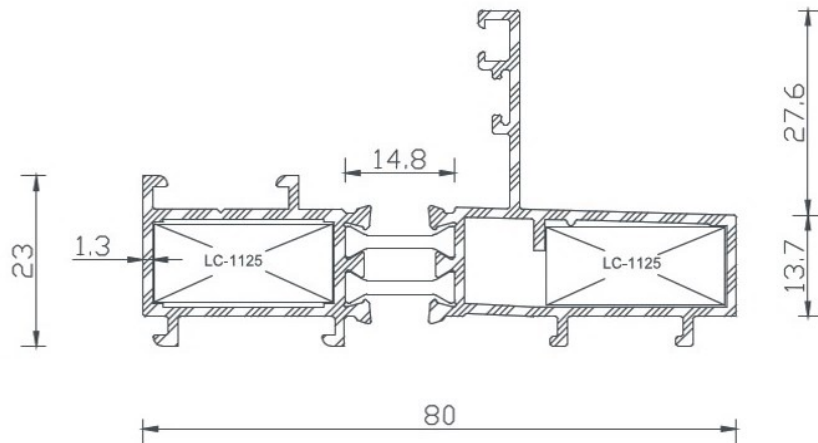
COD Code	AGIRLIK (kg/m) Weight	Jxx cm ⁴	Jyy cm ⁴	Wxx cm ³	Wyy cm ³	L m
4812	0,774	2,75	1,05	1,50	0,74	6
4813	0,449	1,35	5,26	0,81	1,46	6
1000	0,420	----	----	----	----	6
1004	0,257	----	----	----	----	6
5121	0,260	----	----	----	----	6



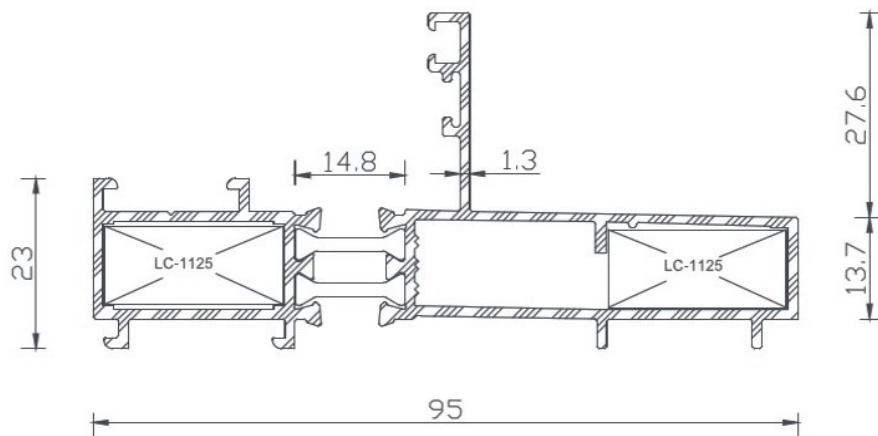


COD Code	AGIRLIK (kg/m) Weight	Jxx cm ⁴	Jyy cm ⁴	Wxx cm ³	Wyy cm ³	L m
4814	1,123	4,10	20,65	1,33	5,06	6
4815	1,208	4,27	31,40	1,36	6,20	6

4814



4815



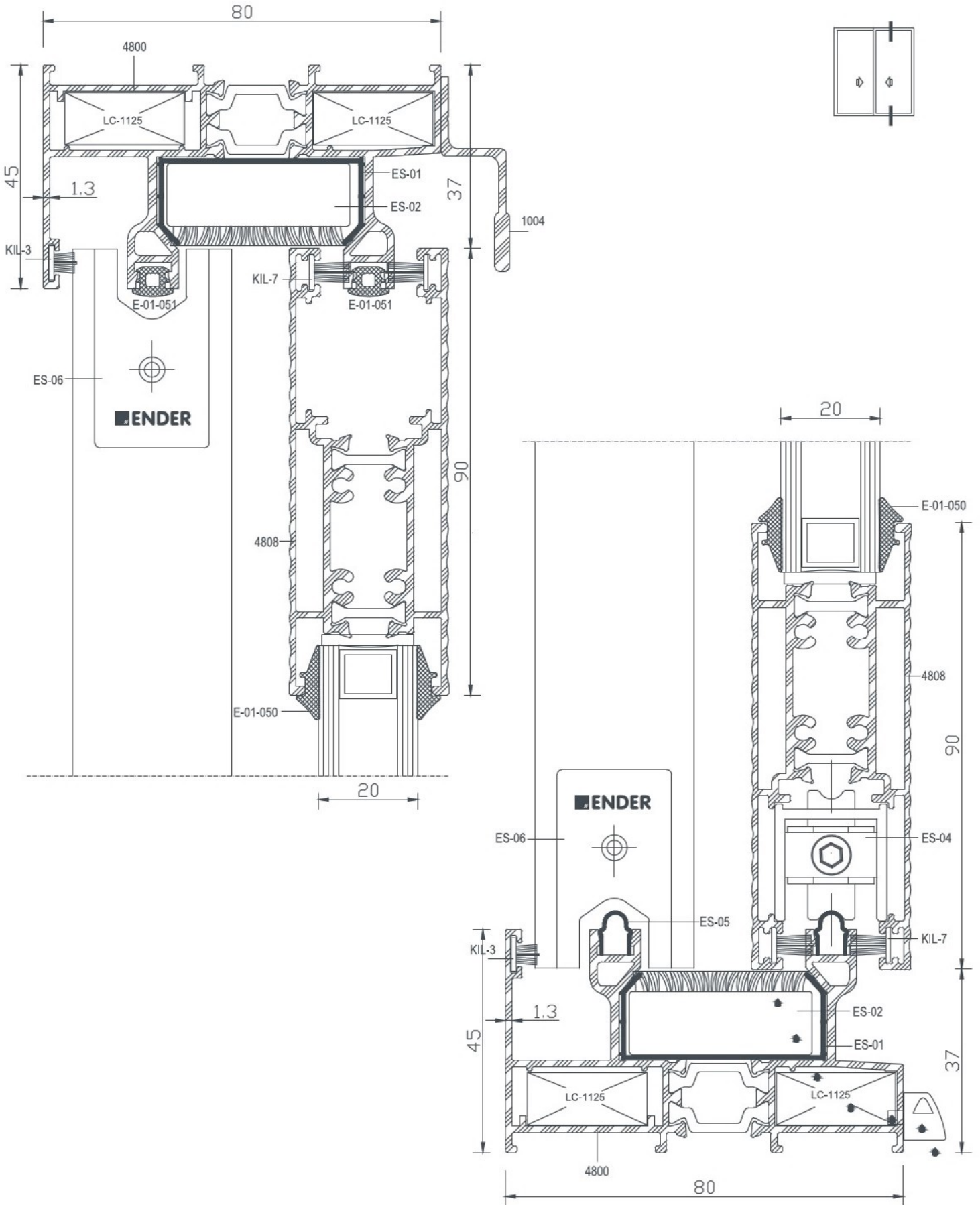


ES 32

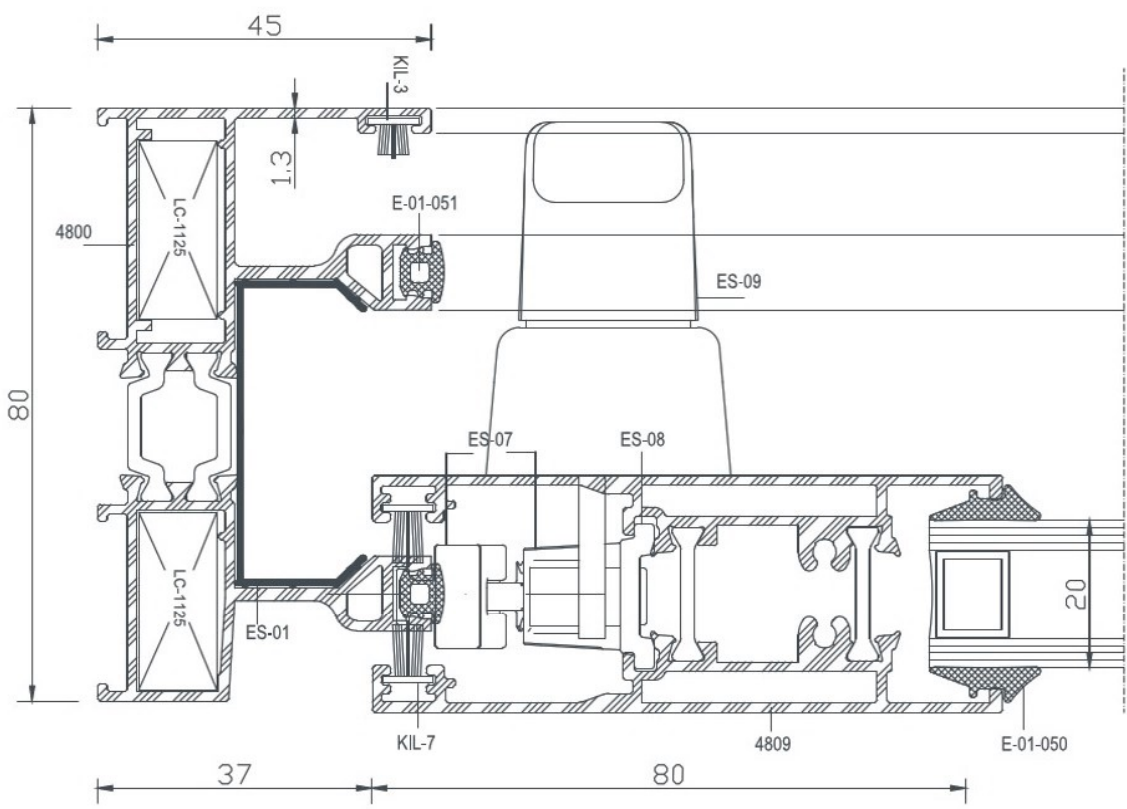
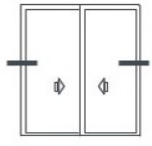
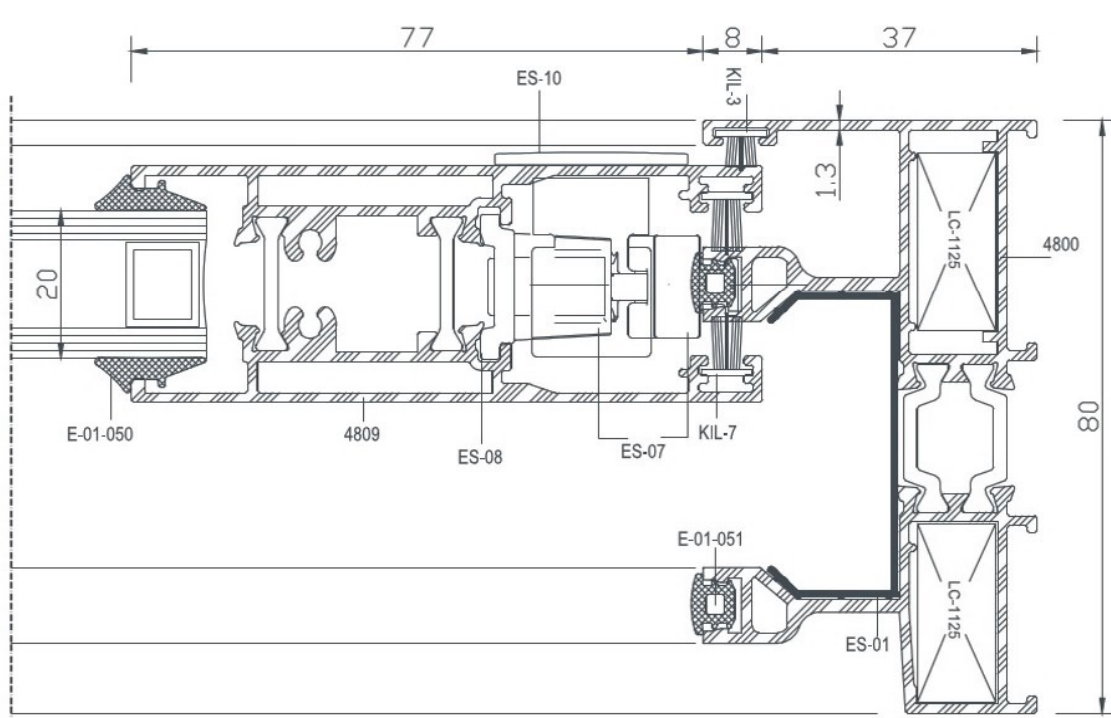
DETAYLAR
DETAILS



90° kanat birleşim detayı

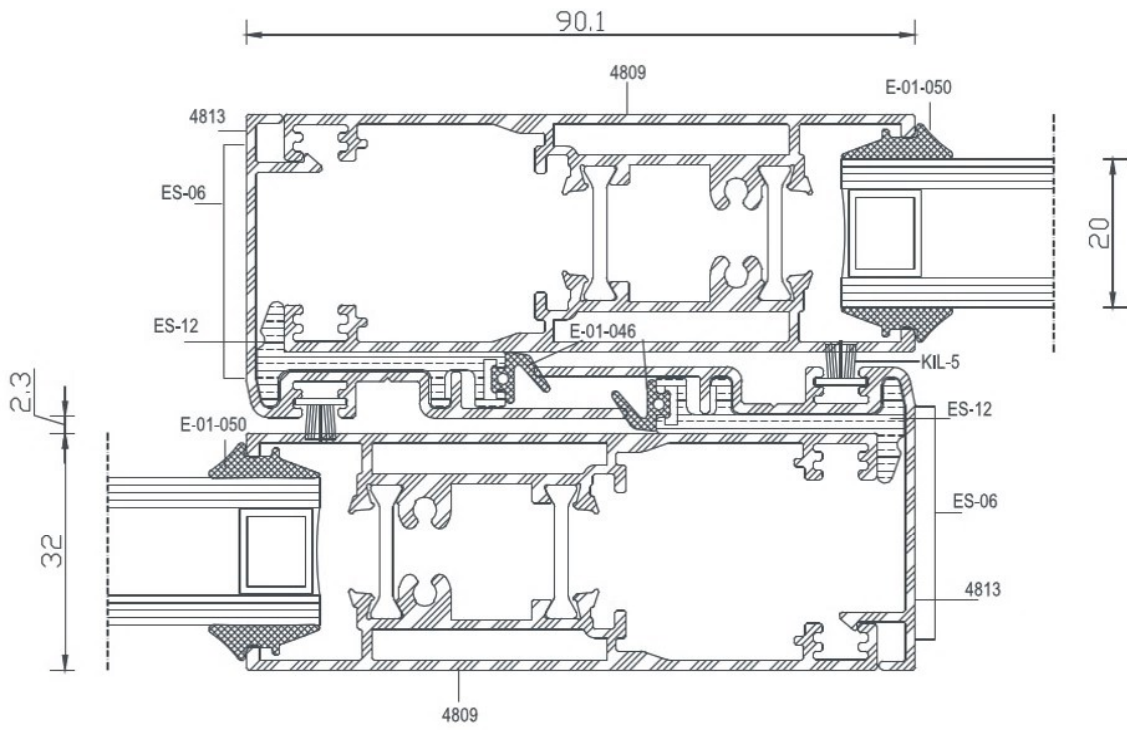
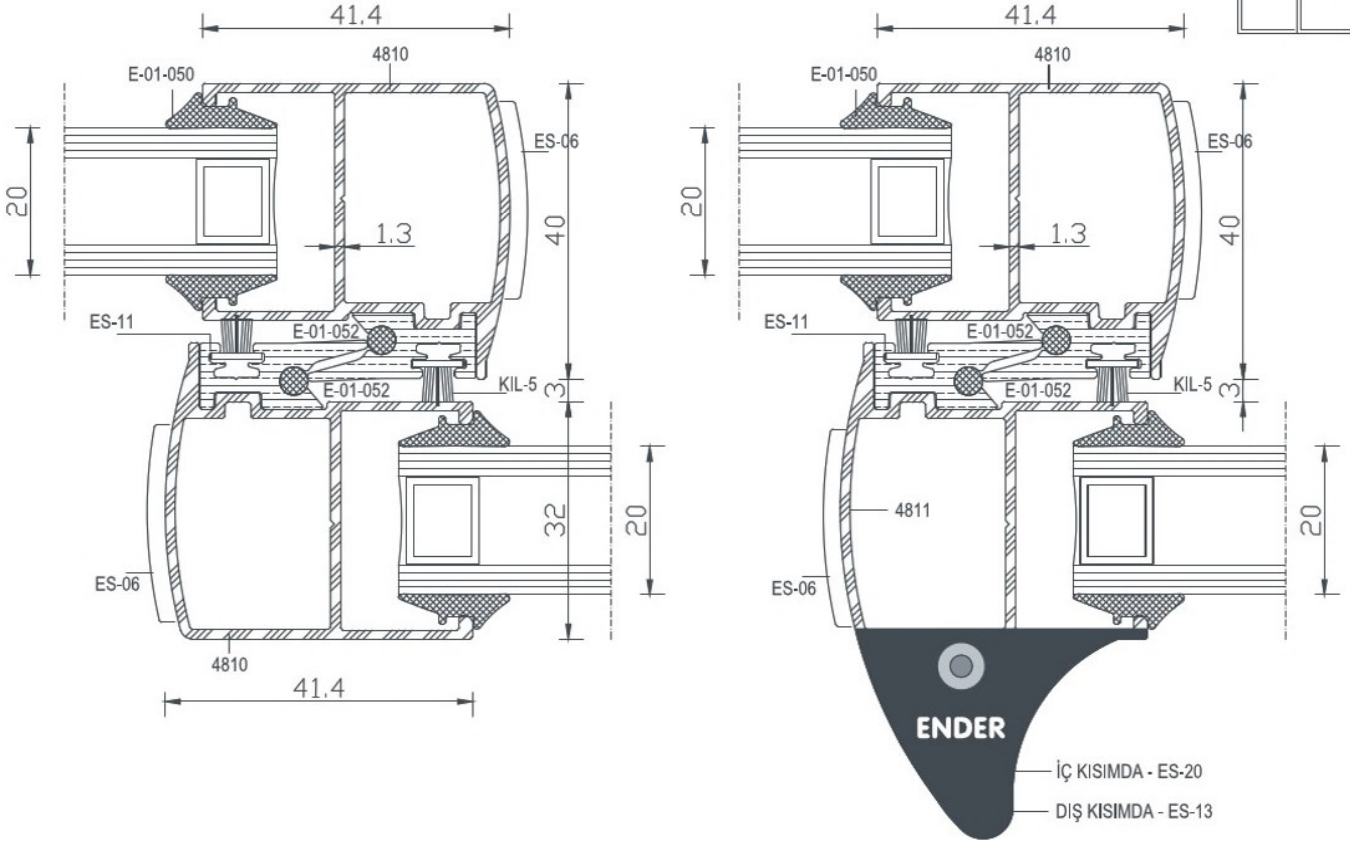


90° kanat birleşim detayı



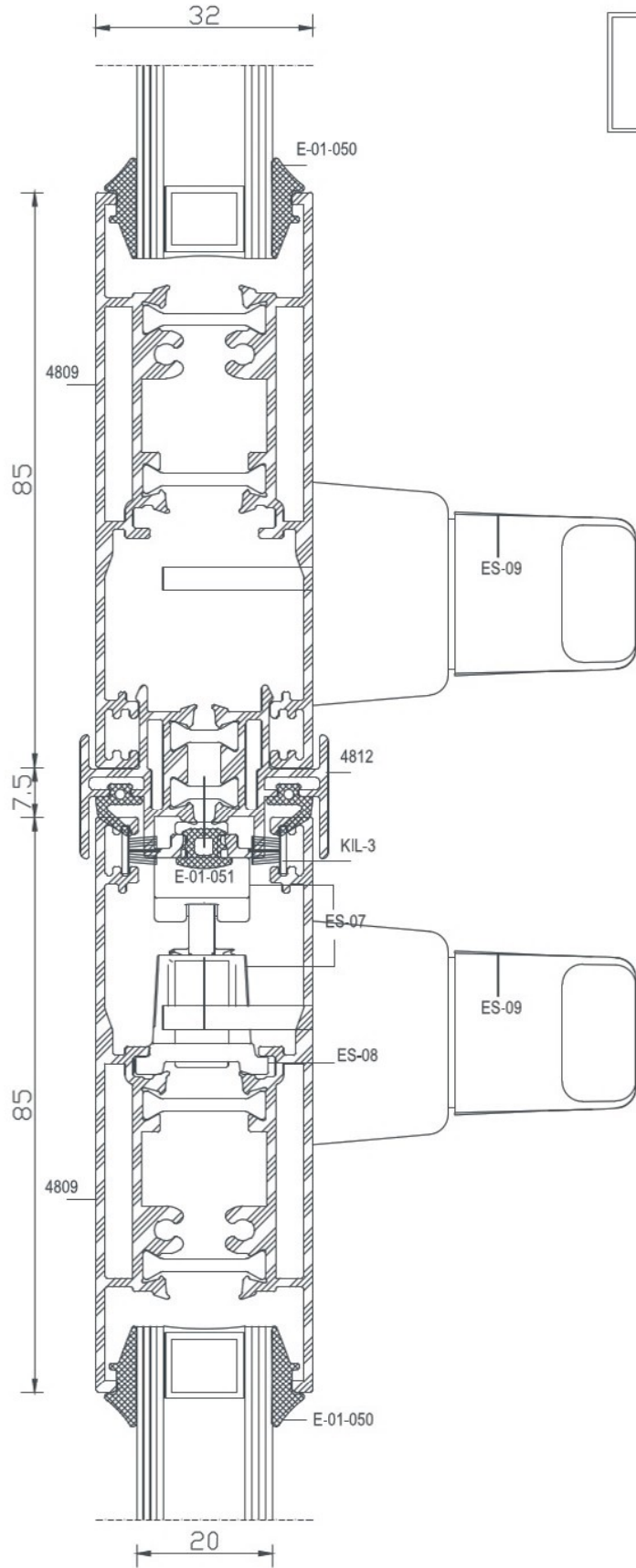


90° kanat birleşim detayı



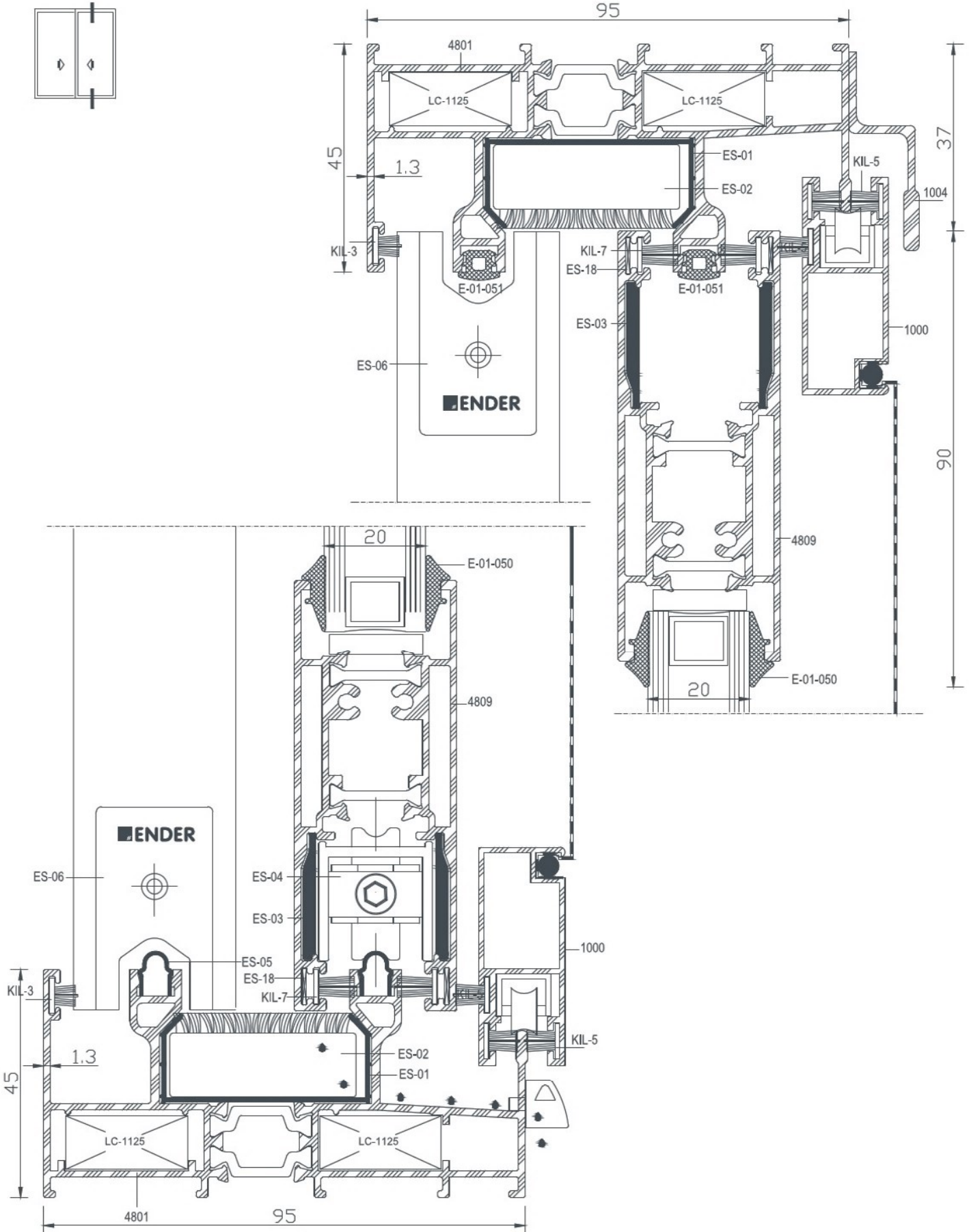


90° kanat birleşim detayı



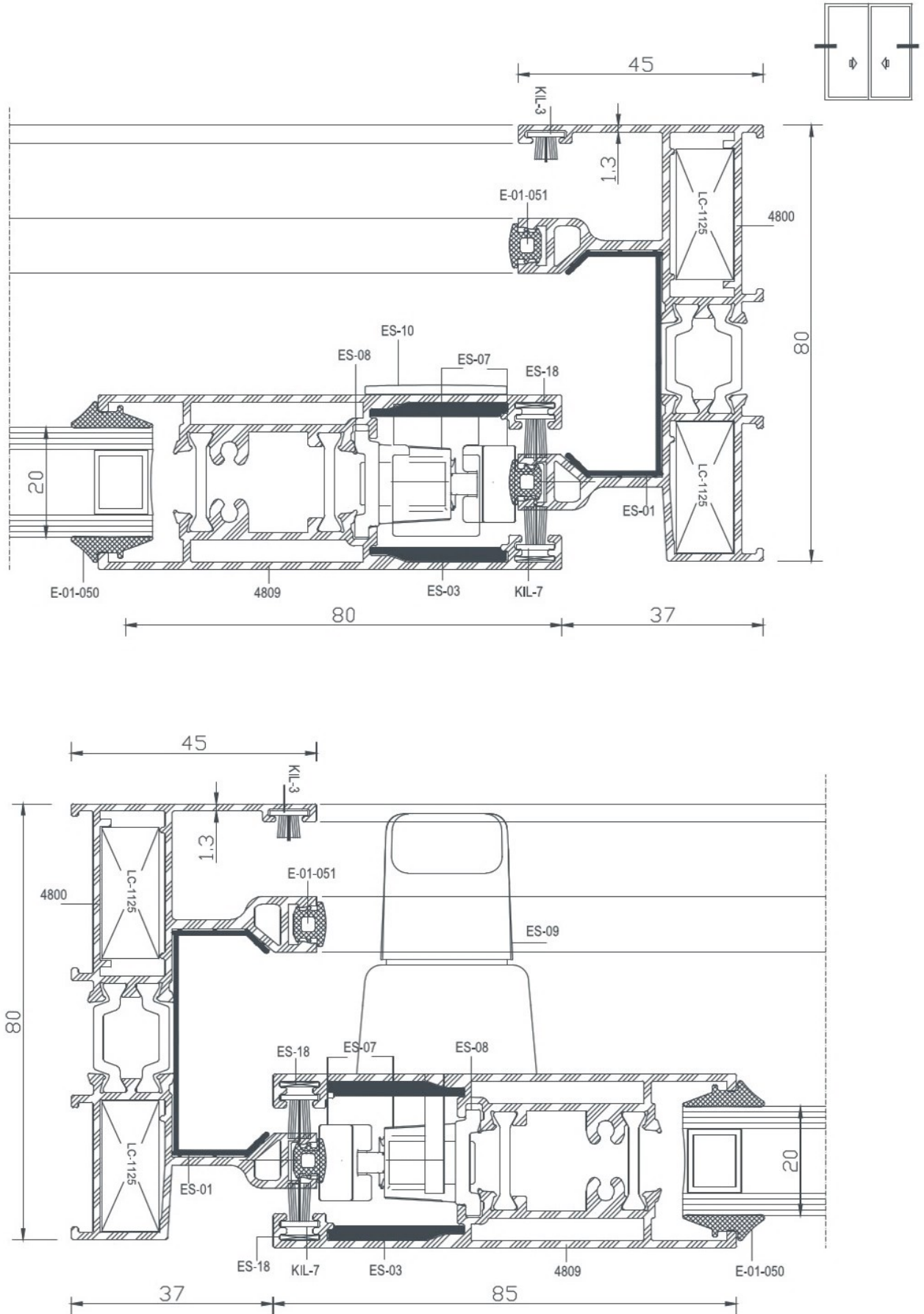


45° kanat birleşim detayı

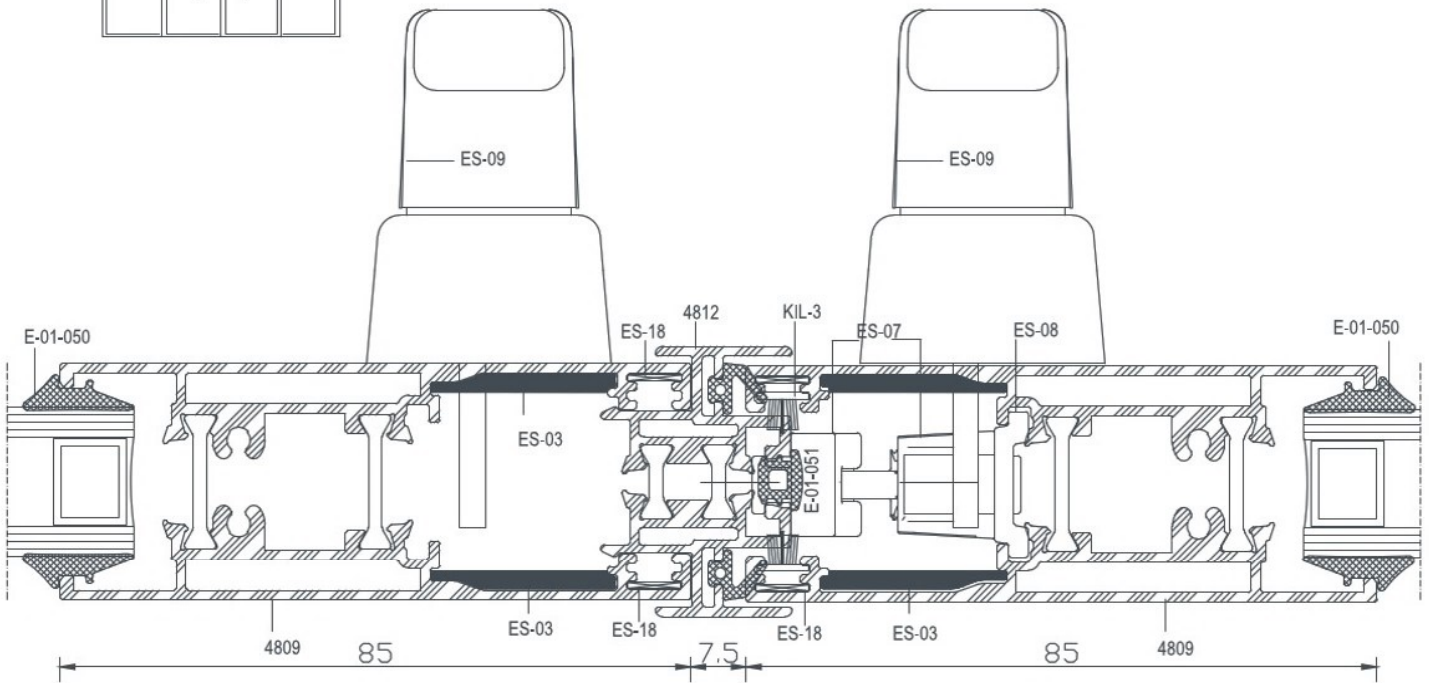
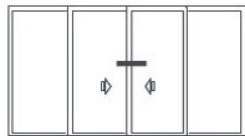
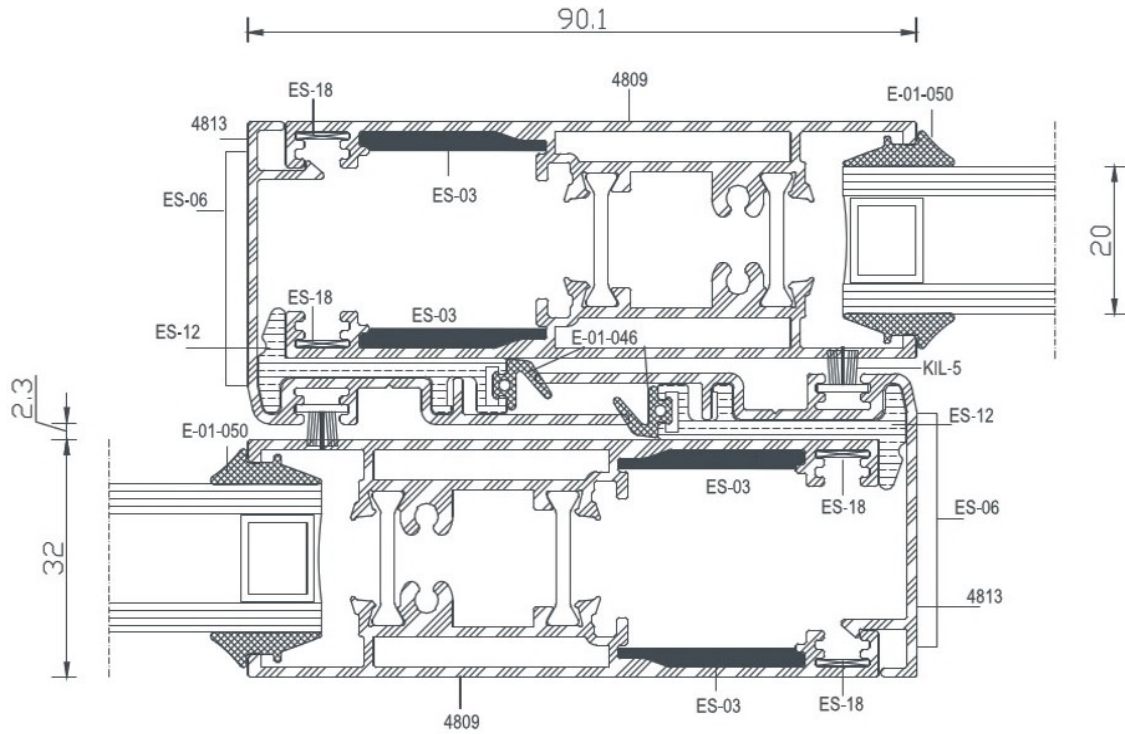


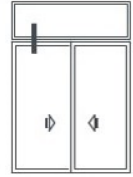
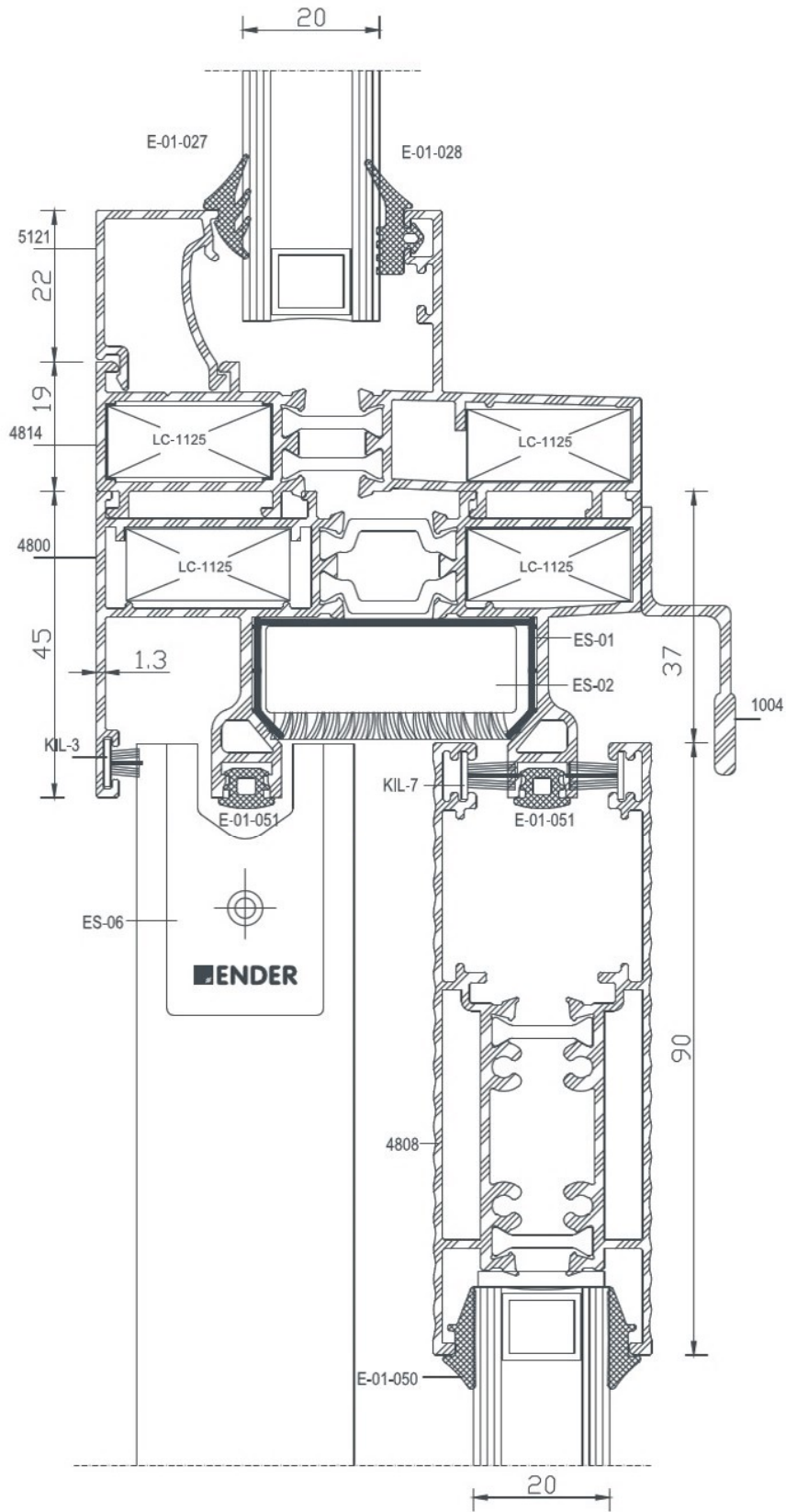


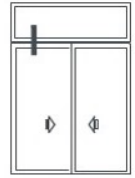
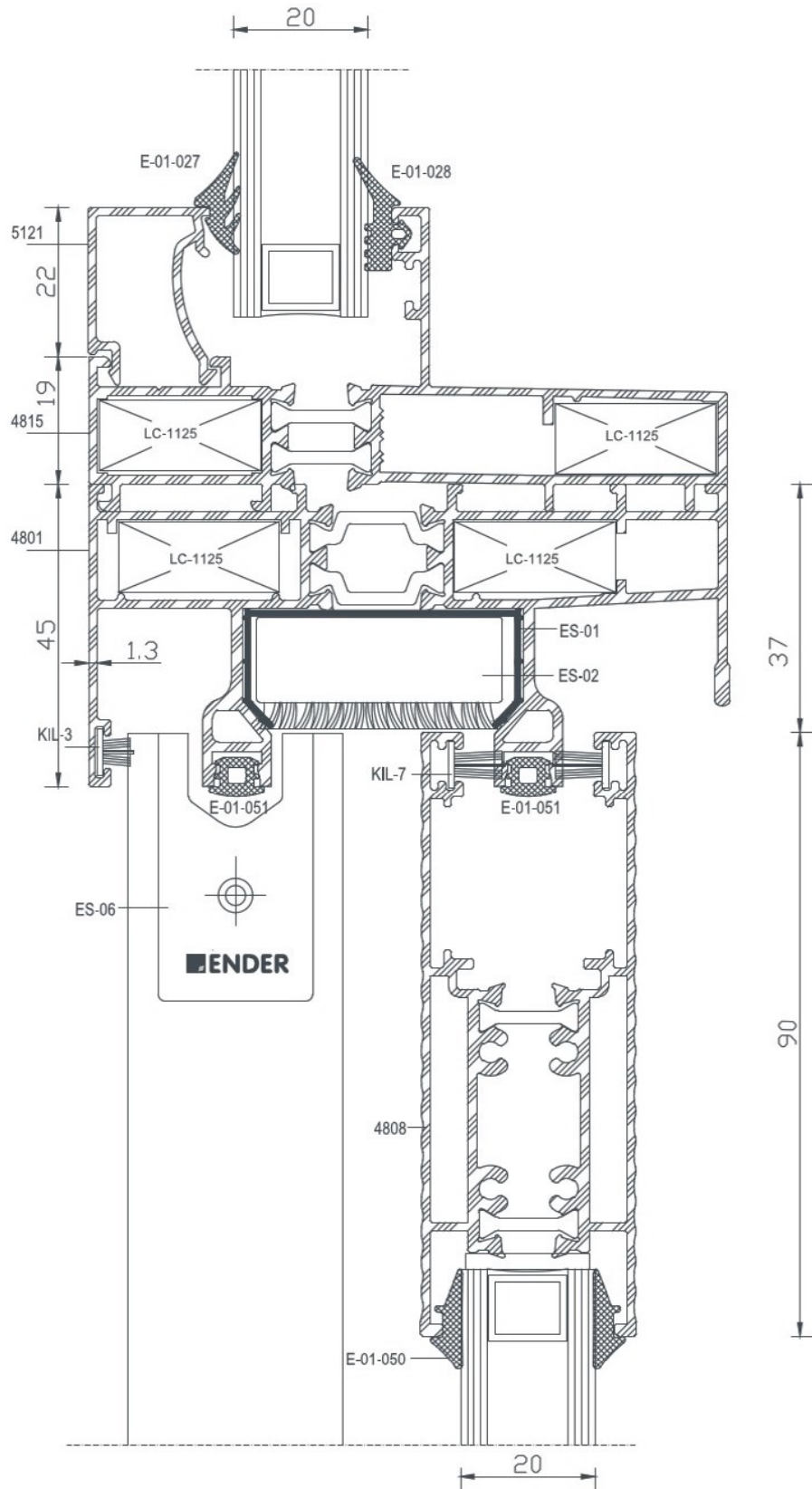
45° kanat birleşim detayı

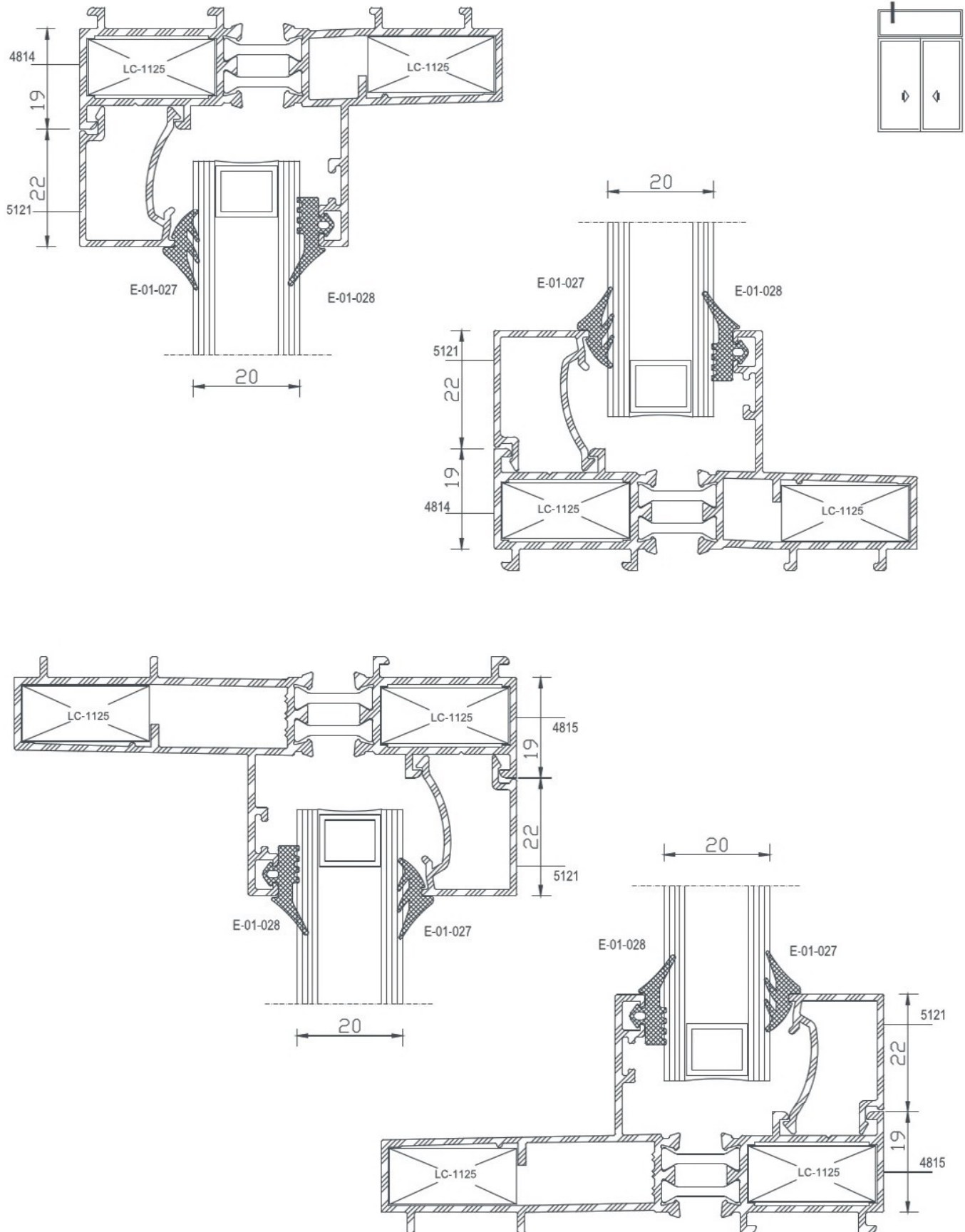


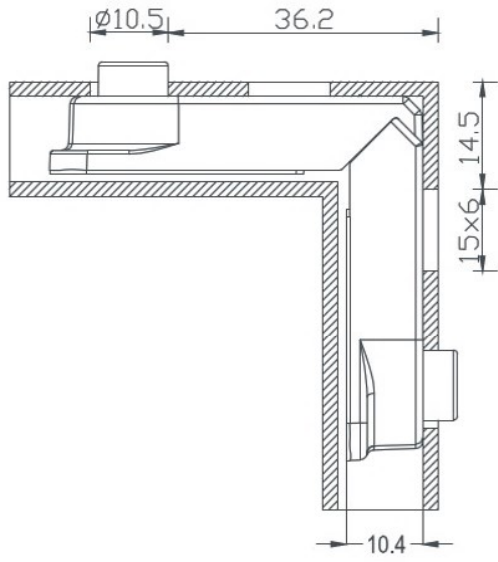
45° kanat birleşim detayı



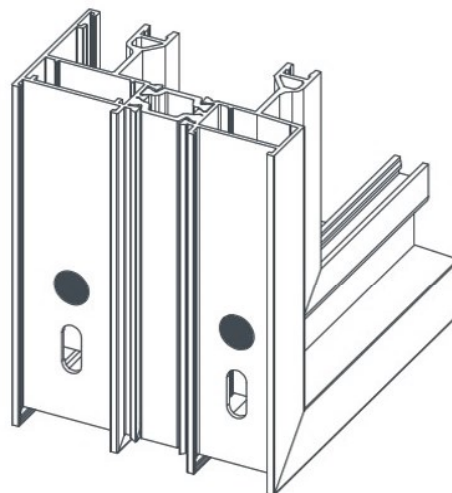
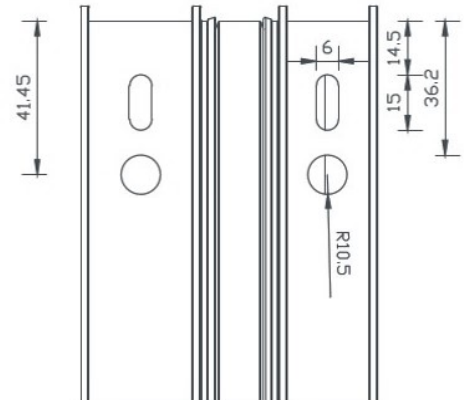
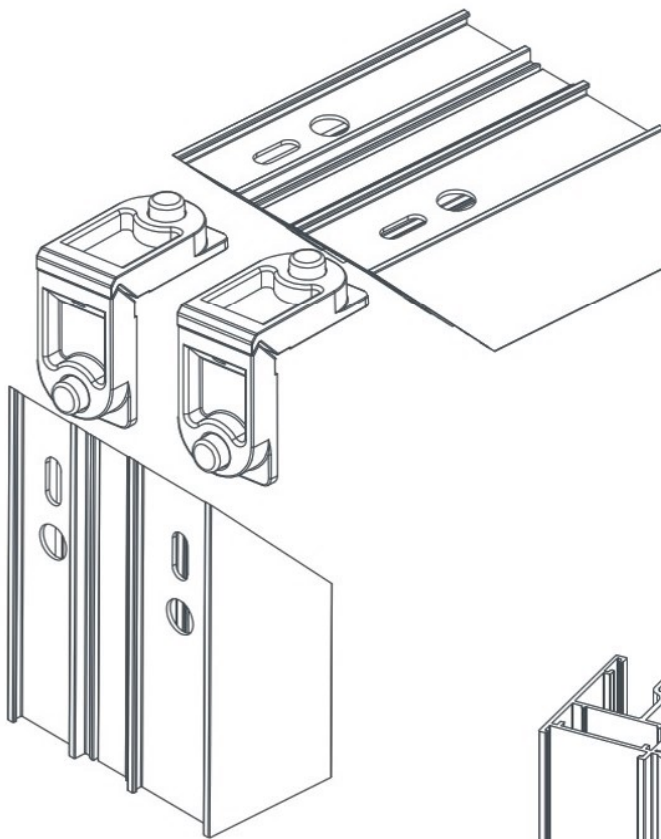
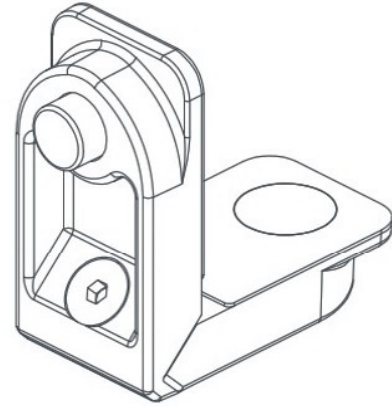
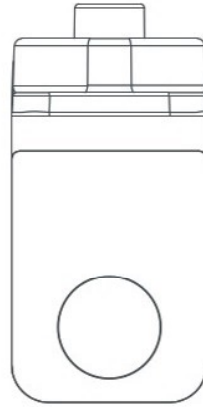


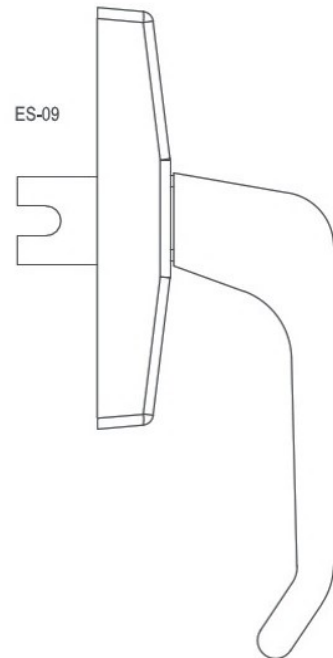
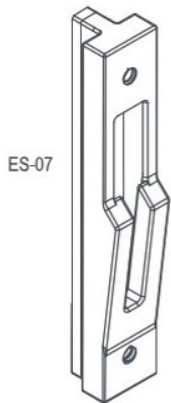
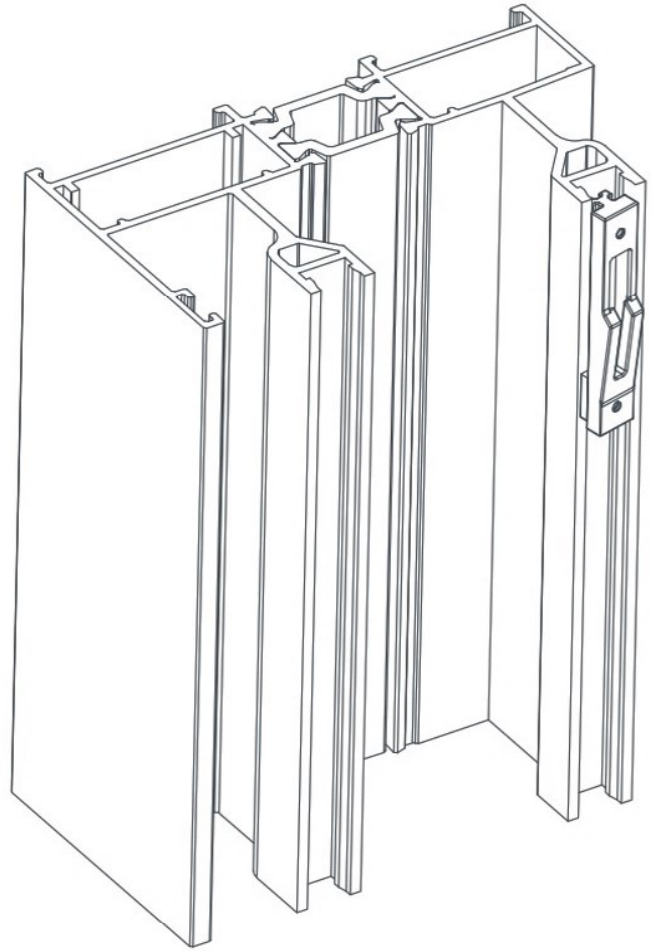
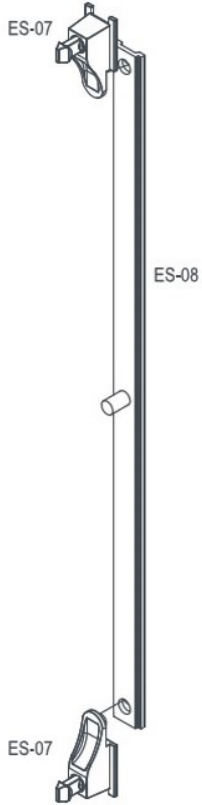


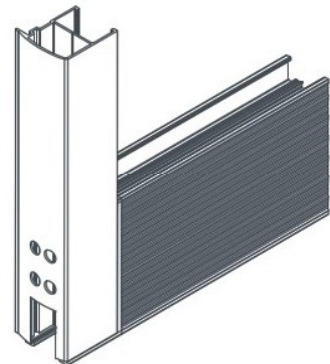
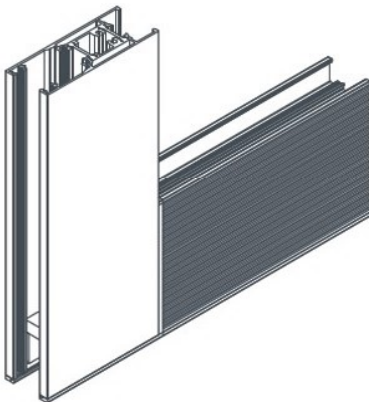
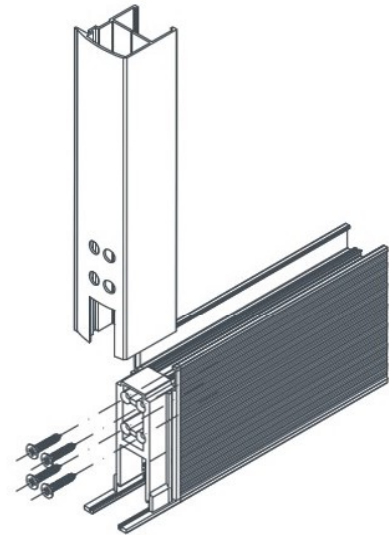
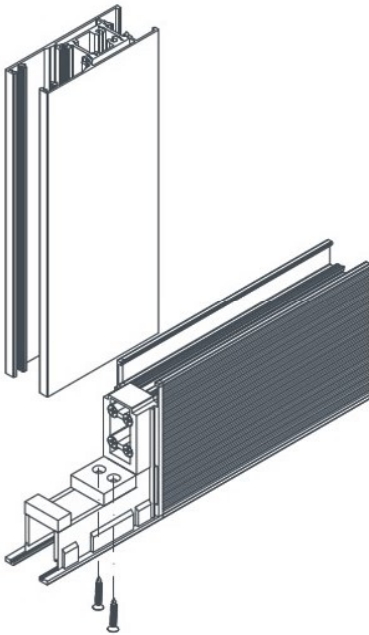
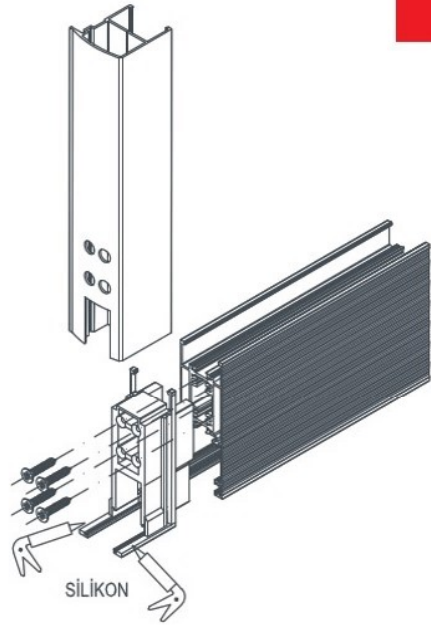
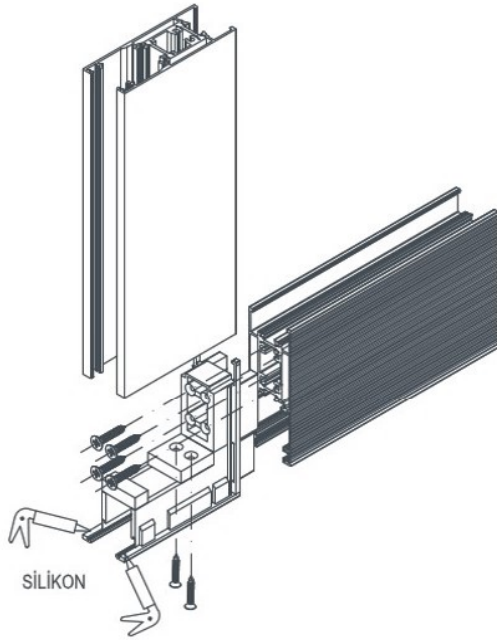


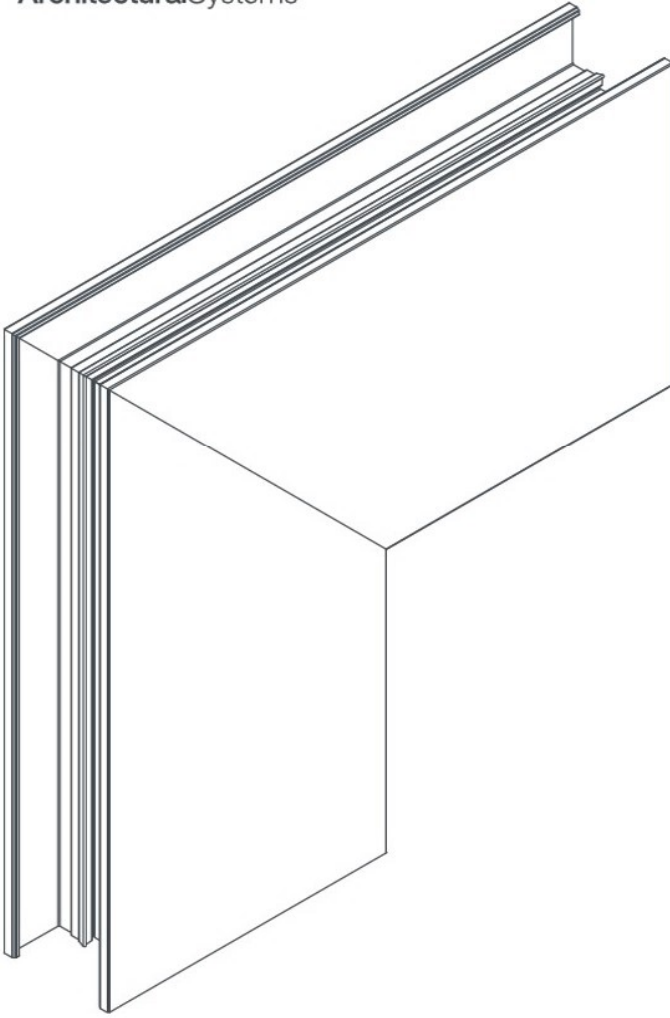


LC-1125




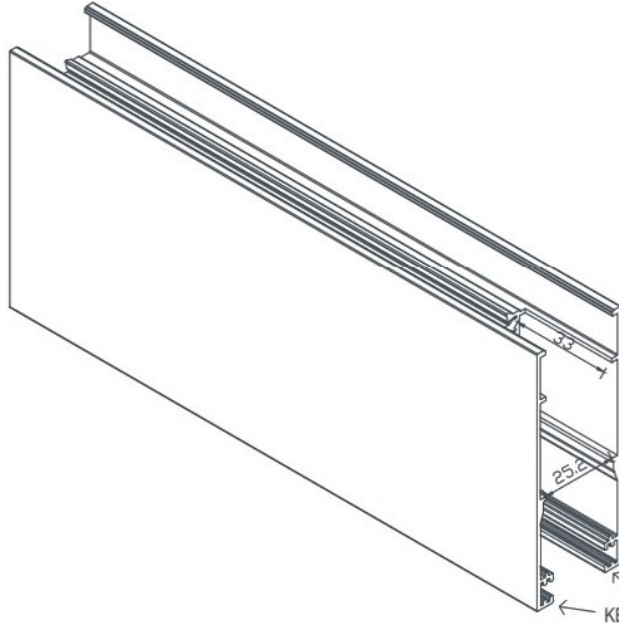




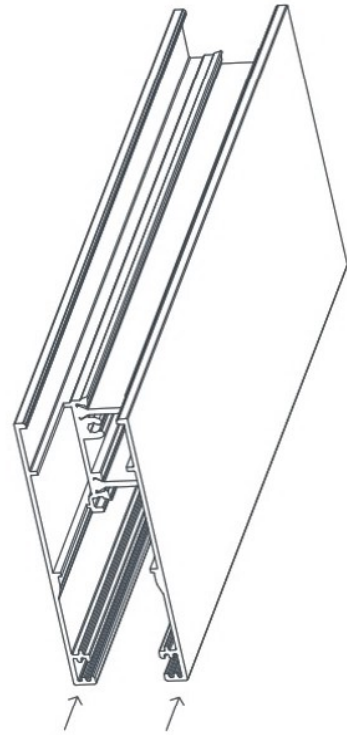
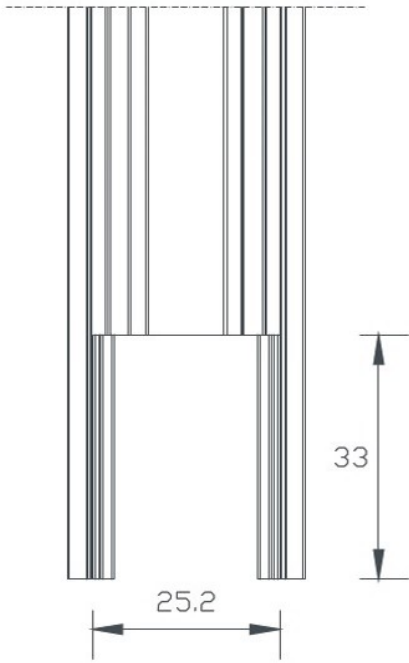


45° kanat birleşim detayı

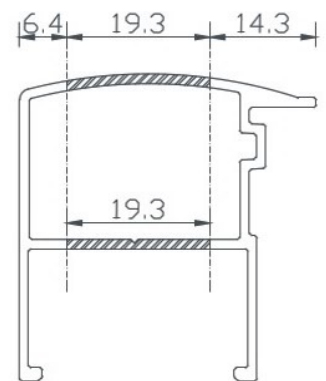
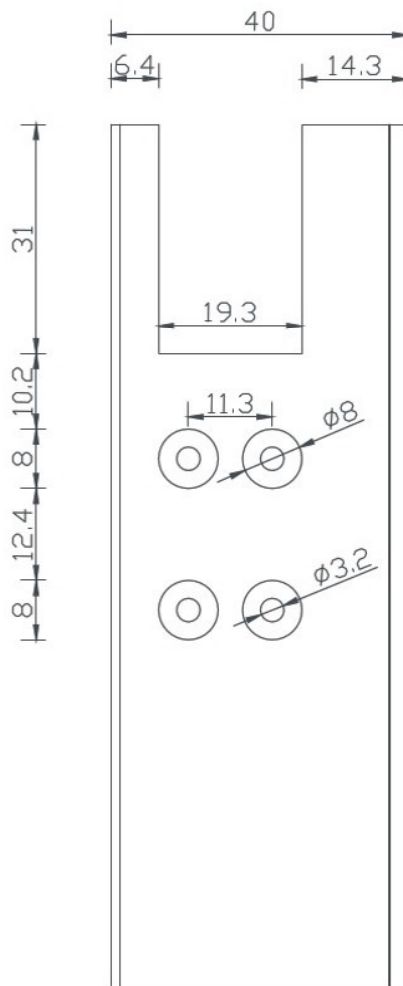
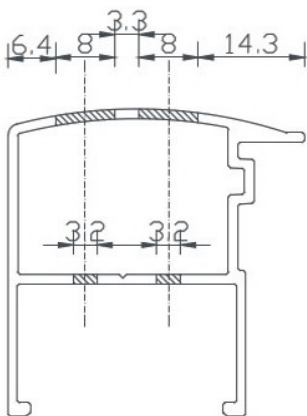
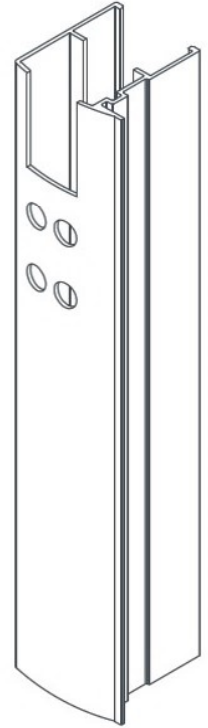
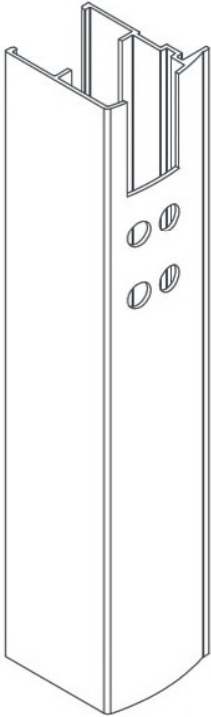


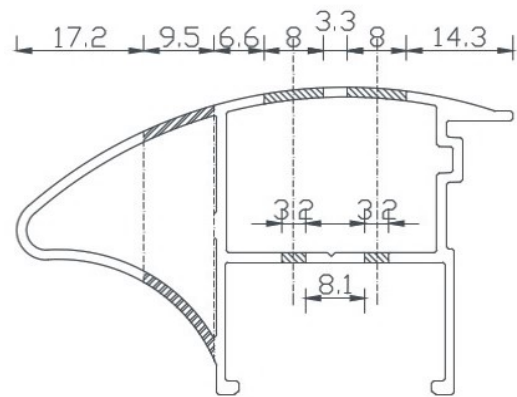
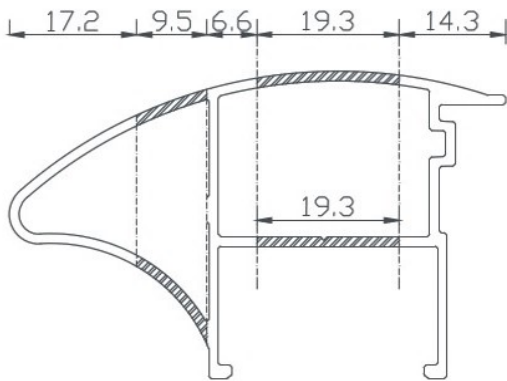
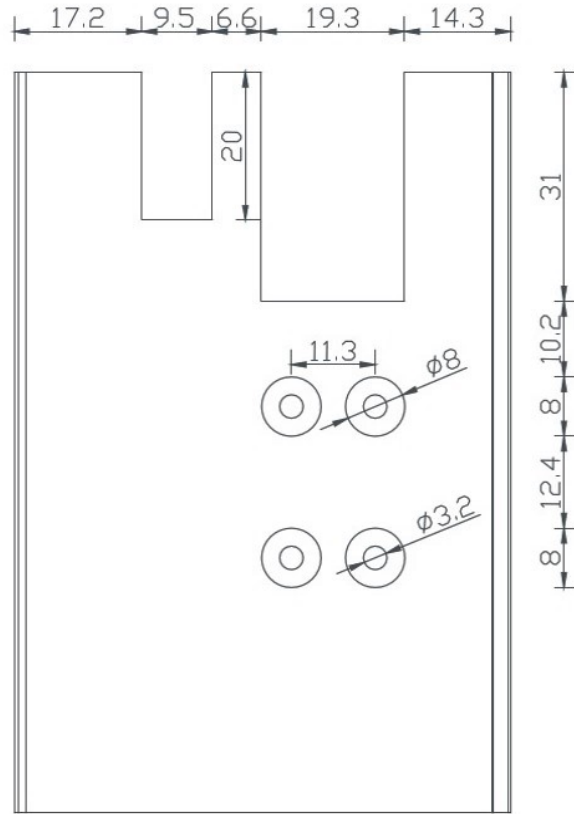


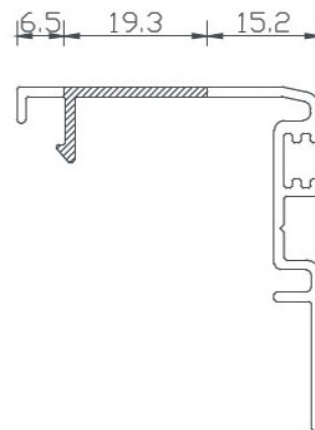
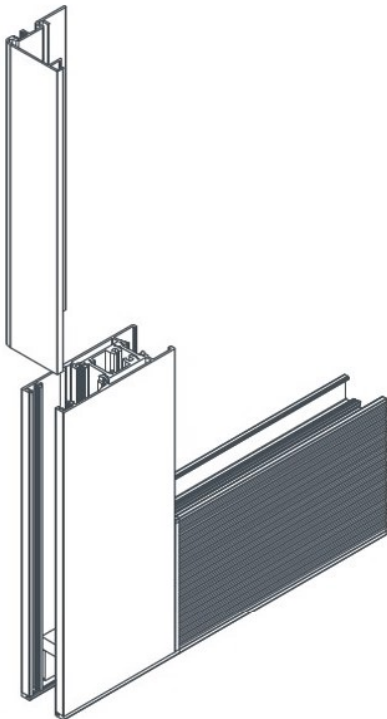

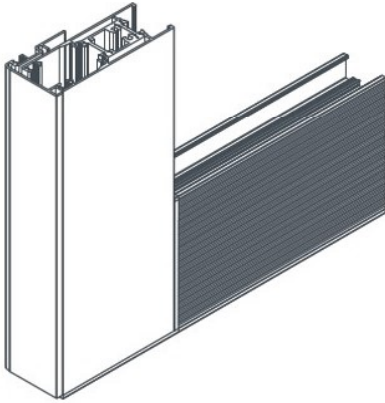
KERTME YAPILIRKEN
FİTİL YERLERİNE DİKKAT EDİLECEK

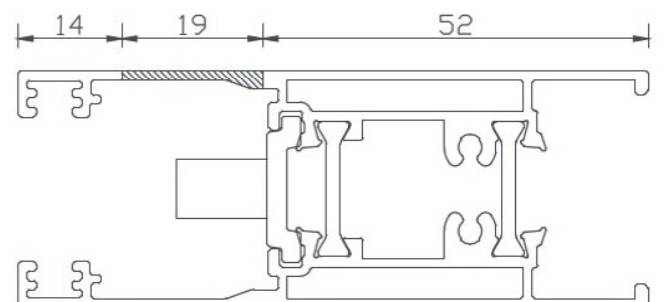
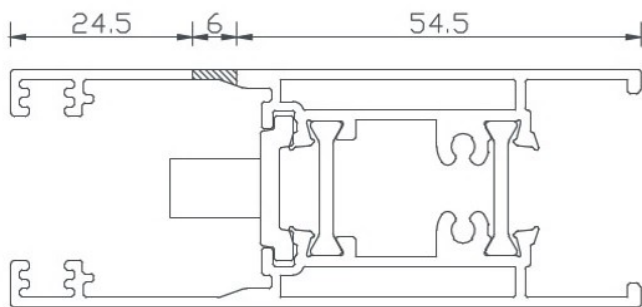
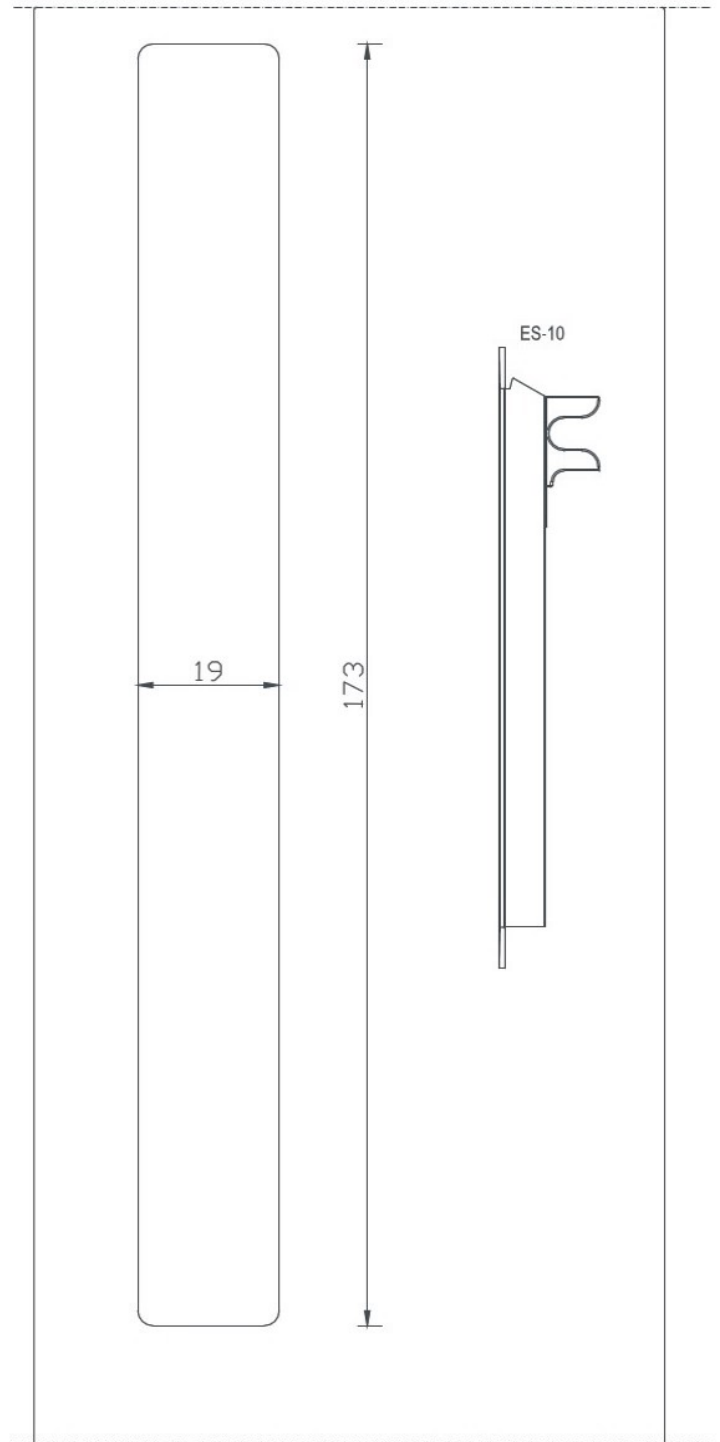
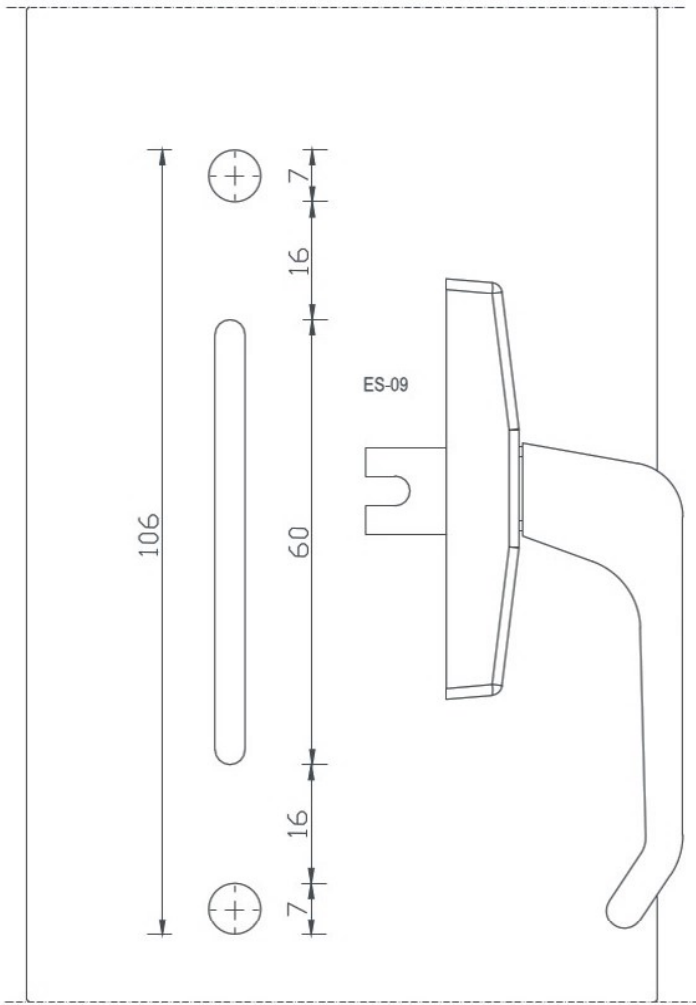


KERTME YAPILIRKEN
FİTİL YERLERİNE DİKKAT EDİLECEK

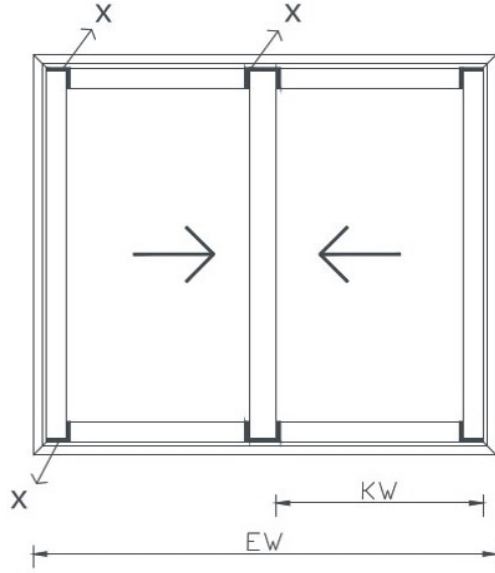








İMALAT ŞEMASI
PRODUCTION SCHEME



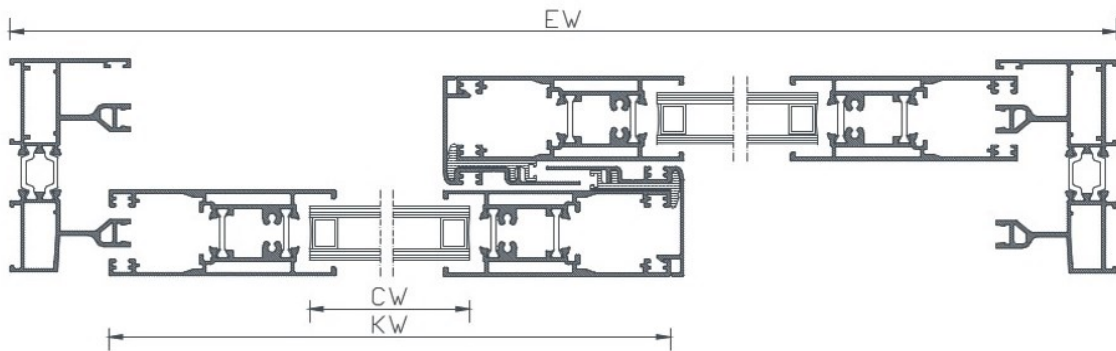
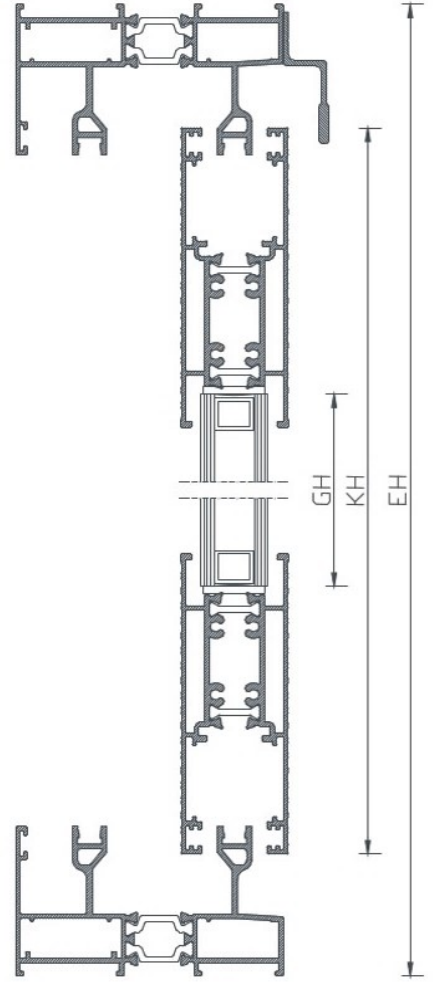
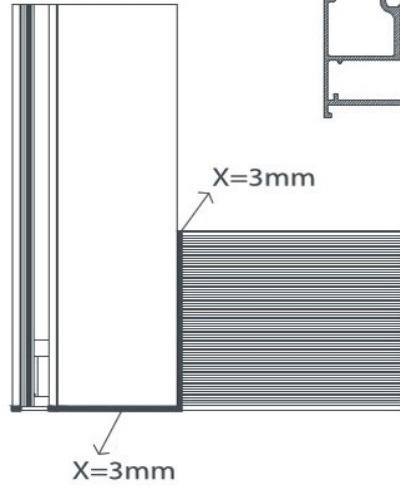
EW = KASA GENİŞLİK
EH = KASA YÜKSEKLİK
KW = KANAT GENİŞLİK
KH = KANAT YÜKSEKLİK
CW = CAM GENİŞLİK
CH = CAM YÜKSEKLİK
X = PLASTİK KÖŞE TAKOZU

$$KW = (EW - 6) / 2$$

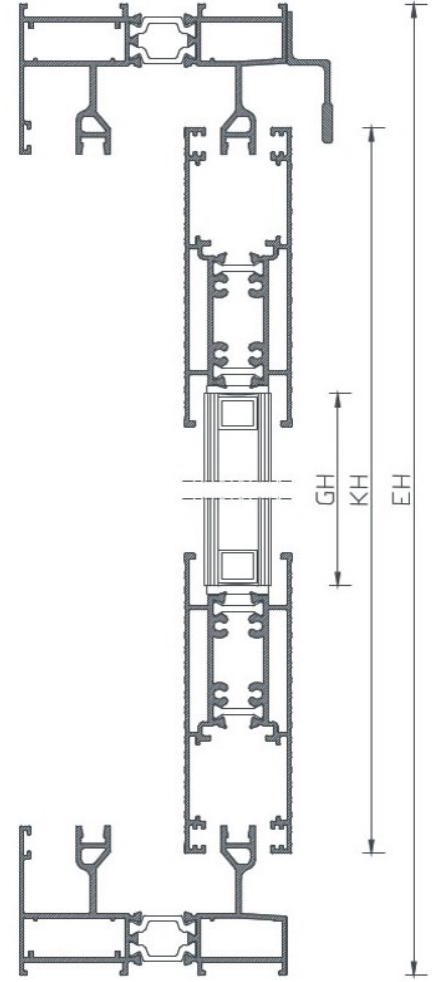
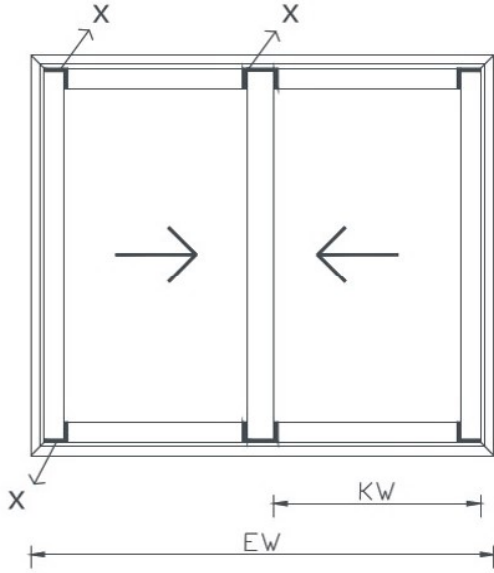
$$CW = KW - 150$$

$$KH = (EH - 80)$$

$$CH = KH - 160$$



İMALAT ŞEMASI
PRODUCTION SCHEME



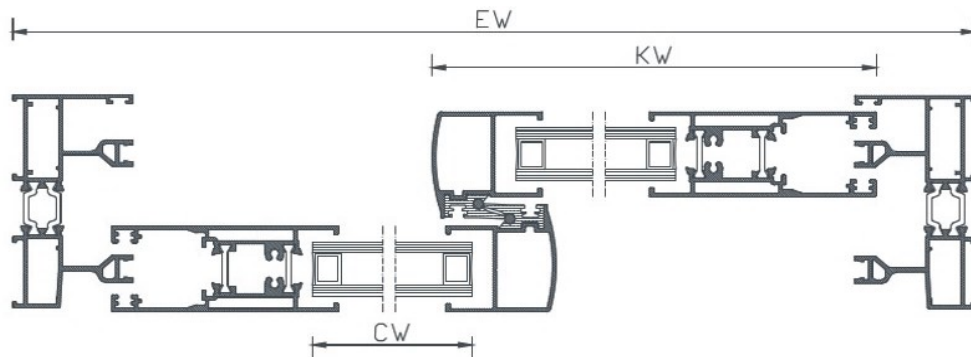
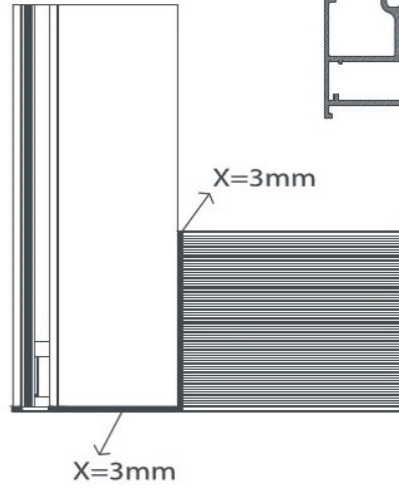
- EW = KASA GENİŞLİK
EH = KASA YÜKSEKLİK
KW = KANAT GENİŞLİK
KH = KANAT YÜKSEKLİK
CW = CAM GENİŞLİK
CH = CAM YÜKSEKLİK
X = PLASTİK KÖŞE TAKOZU

$$KW = (EW - 39.4) / 2$$

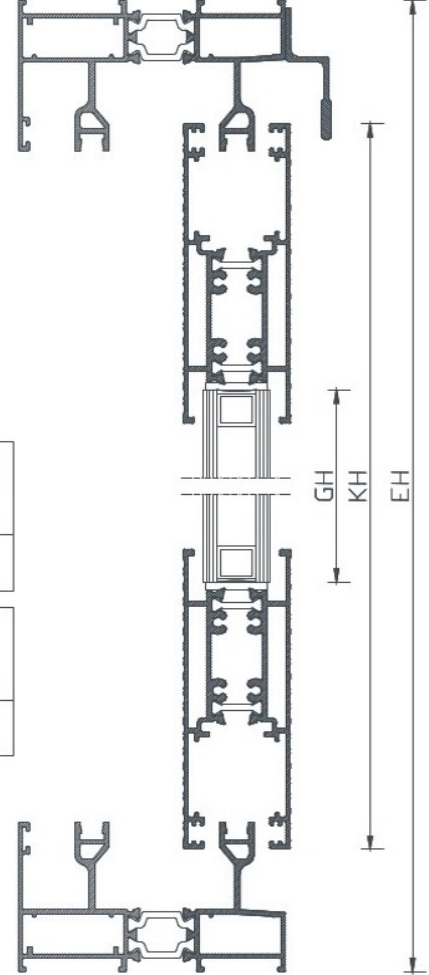
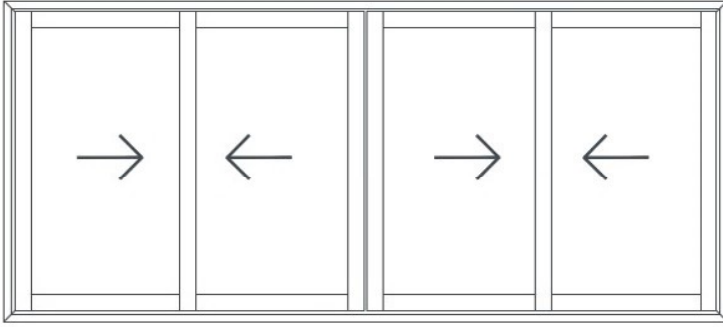
$$CW = KW - 106.4$$

$$KH = (EH - 80)$$

$$CH = KH - 160$$



İMALAT ŞEMASI
PRODUCTION SCHEME



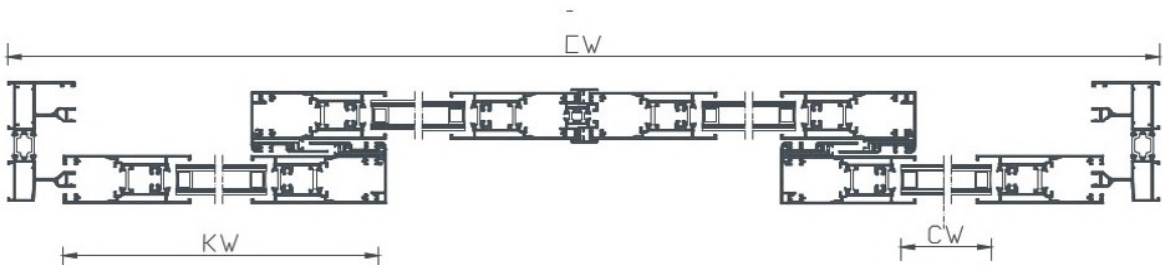
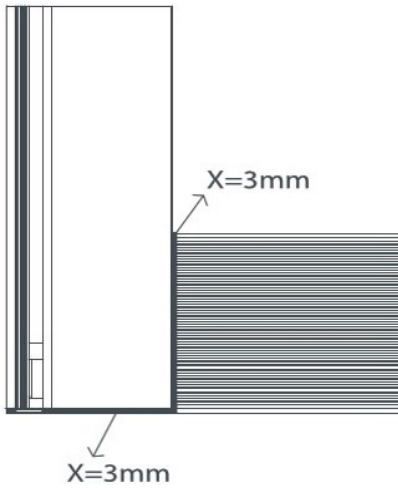
EW = KASA GENİŞLİK
EH = KASA YÜKSEKLİK
KW = KANAT GENİŞLİK
KH = KANAT YÜKSEKLİK
CW = CAM GENİŞLİK
CH = CAM YÜKSEKLİK
X = PLASTİK KÖŞE TAKOZU

$$KW = (EW + 55) / 4$$

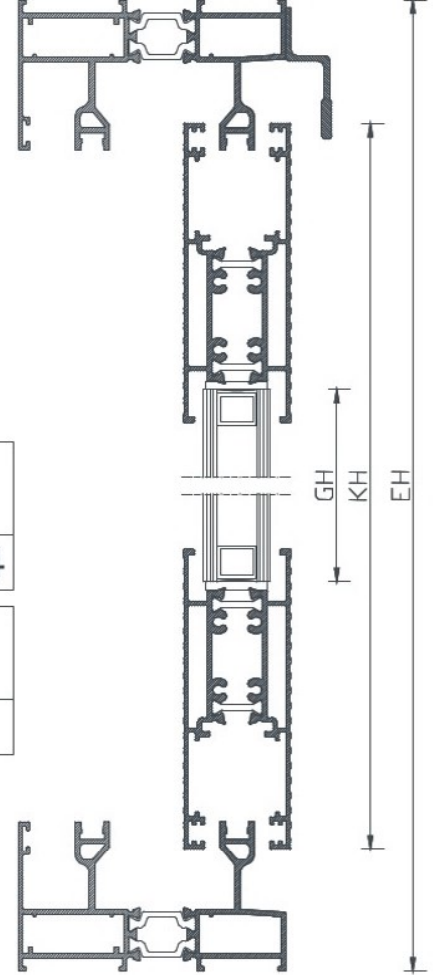
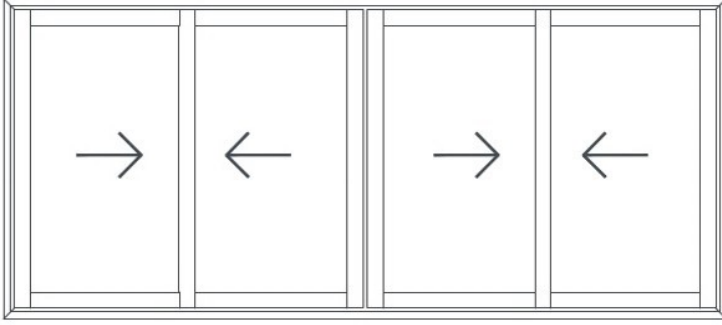
$$CW = KW - 150$$

$$KH = (EH - 80)$$

$$CH = KH - 160$$



İMALAT ŞEMASI
PRODUCTION SCHEME



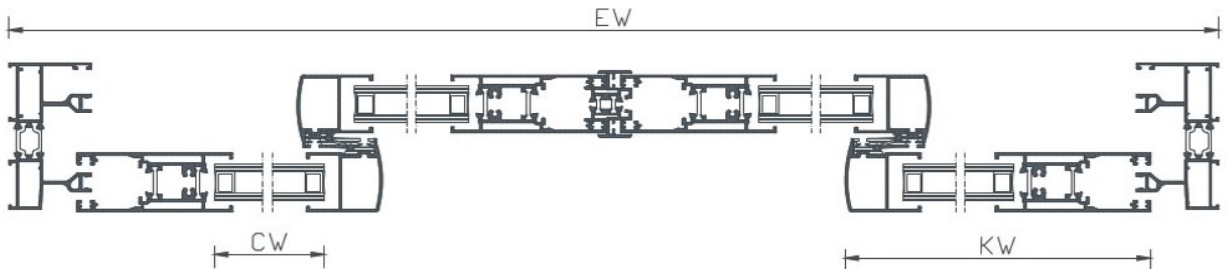
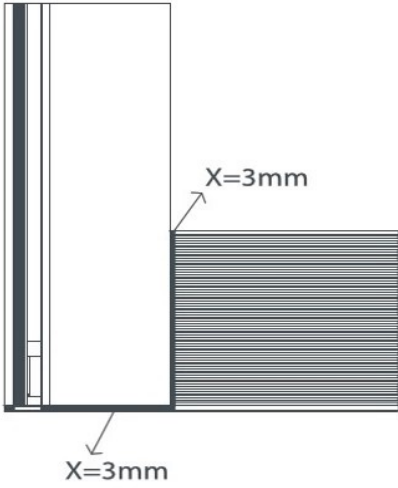
EW = KASA GENİŞLİK
EH = KASA YÜKSEKLİK
KW = KANAT GENİŞLİK
KH = KANAT YÜKSEKLİK
CW = CAM GENİŞLİK
CH = CAM YÜKSEKLİK
X = PLASTİK KÖŞE TAKOZU

$$KW = (EW - 12) / 4$$

$$CW = KW - 106,4$$

$$KH = (EH - 80)$$

$$CH = KH - 160$$


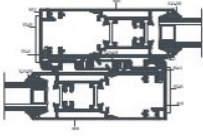

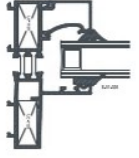

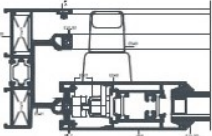

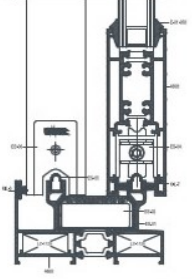

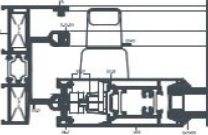

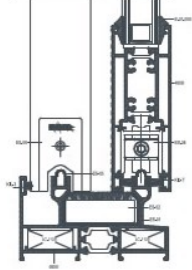

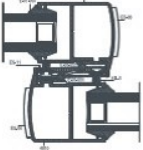

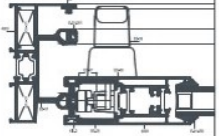

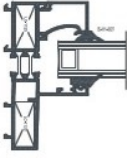

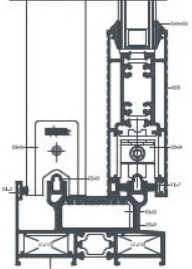





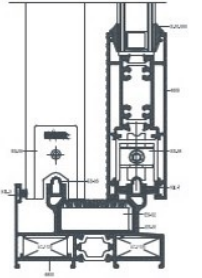

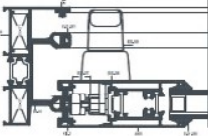

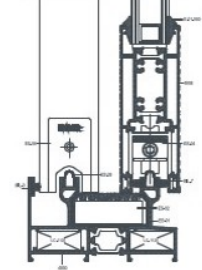

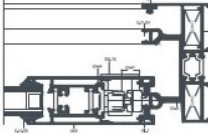
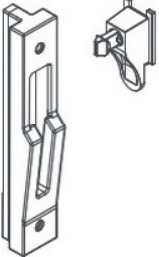
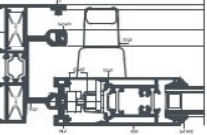

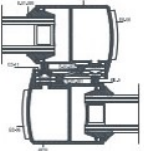

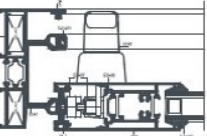
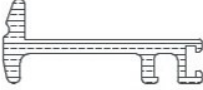
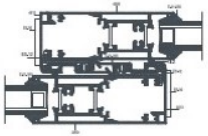

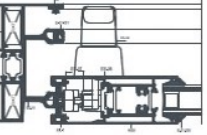

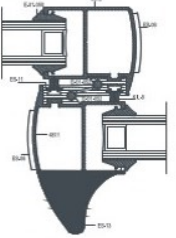
ES 32

AKSESUARLAR

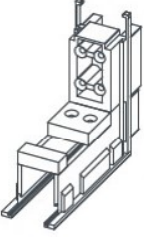
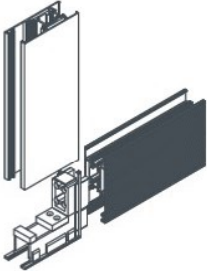

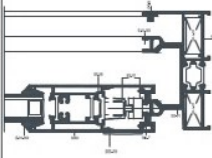
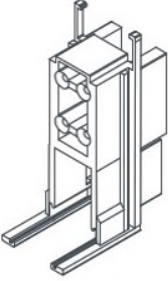
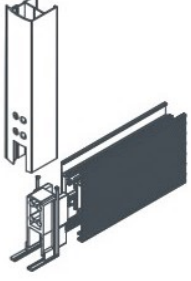

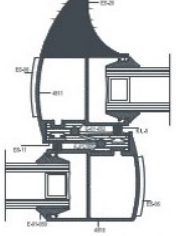
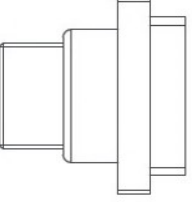
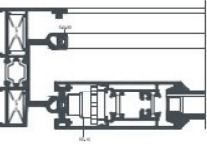
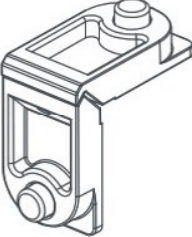
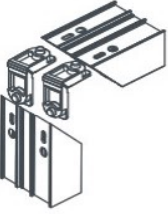

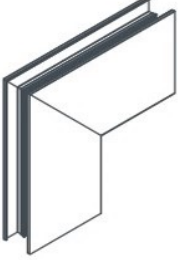

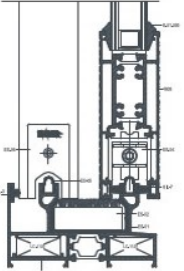

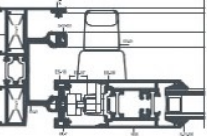

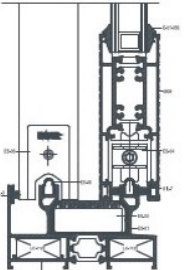
ACCESSORIES


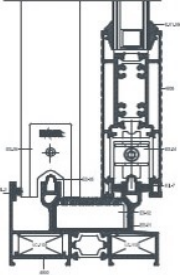
	<p>E-01-046 Bini Fitili gasket 40 gr/mt</p>			<p>E-01-028 Dış cam fitili outside gasket 60 gr/mt</p>	
	<p>E-01-050 3mm iç cam fitili 3mm gasket 47 gr/mt</p>			<p>ES - 1 Kasa " U " Plastiği " U " Plastic 6 m</p>	
	<p>E-01-051 Ray Fitili Rail gasket 40 gr/mt</p>			<p>ES - 2 Tozluk Leggings ADET</p>	
	<p>E-01-052 Kenet Fitili 4Ø gasket 13 gr/mt</p>			<p>ES - 3 Pvc Köşe Çavuşu Pvc Corner Cleat ADET</p>	
	<p>E-01-027 iç cam fitili inside gasket 54 gr/mt</p>			<p>ES - 4 Rulman Roller ADET</p>	



	<p>ES - 5 Çelik Ray Steel Rail</p> <p>6 m</p>			<p>ES - 9 Eksenel Kol Axial Handle</p> <p>ADET</p>	
	<p>ES - 6 Kapak (Pvc) Cover (Pvc) (Alt & Üst) (Lower & Upper)</p> <p>ADET</p>			<p>ES - 10 Havuz Kol Pool Handle</p> <p>ADET</p>	
	<p>ES - 7 Kilit & Karşılık Lock & Counter</p> <p>Takım</p>			<p>ES - 11 Kenet Plastiği Clamp Plastic 6 m</p>	
	<p>ES - 8-K Tij Profili (Kapı) Tij Profile (Door)</p> <p>ADET</p>			<p>ES - 12 Kenet Plastiği Clamp Plastic 6 m</p>	
	<p>ES - 8-P Tij Profili (Pencere) Tij Profile (Window)</p> <p>ADET</p>			<p>ES - 13 Kapak (Pvc) Cover (Pvc) (Alt & Üst) (Lower & Upper)</p> <p>ADET</p>	



	<p>ES - 14 90° Kanat Köşe Takozu 90° Sash corner wenge (Alt & Üst) (Lower & Upper) ADET</p>			<p>ES - 19 Dış Havuz Kol Pool Handle ADET</p>	
	<p>ES - 15 90° Kenet Köşe Takozu 90° Locking corner wenge (Alt & Üst) (Lower & Upper) ADET</p>			<p>ES - 20 Kapak (Pvc) Cover (Pvc) (Alt & Üst) (Lower & Upper) ADET</p>	
	<p>ES - 16 Stoper Stopper (Alt & Üst) (Lower & Upper) ADET</p>			<p>LC - 1125 Kasa Köşe Takozu Frame corner wenge (Alt & Üst) (Lower & Upper) ADET</p>	
	<p>ES - 17 Kanat Köşe Takozu Sash corner wenge (Alt & Üst) (Lower & Upper) ADET</p>			<p>KIL-3 Kıl fitil Brush</p>	
	<p>ES - 18 Kanat Köşe Çavuşu Sash corner cleat (Alt & Üst) (Lower & Upper) ADET</p>			<p>KIL-5 Kıl fitil Brush</p>	

	<p>KIL-7 Kil fitil Brush</p>				



ISI YALITIMLI SÜRME SİSTEMLERİ

INSULATED SLIDING SYSTEMS



E 84



COD Code	PROFİL KESİTİ Profile View	PROFİL AÇIKLAMASI Profile Description	AGIRLIK (kg/m) Weight	Jxx cm ⁴	Jyy cm ⁴	Wxx cm ³	Wyy cm ³
4200		KASA PROFİLİ FRAME PROFILE	1,722	12,18	38,37	4,53	9,02
4201		KASA PROFİLİ FRAME PROFILE	1,934	13,71	55,07	4,94	11,20
4202		KASA PROFİLİ FRAME PROFILE	2,878	20,32	188,32	7,19	25,4
4203		KASA PROFİLİ FRAME PROFILE	2,334	17,23	115,19	6,29	18,34
4204		KASA PROFİLİ FRAME PROFILE	2,544	18,86	148,26	7,27	21,49
4205		KASA PROFİLİ FRAME PROFILE	1,734	13,81	38,65	4,76	9,09
4206		KASA PROFİLİ FRAME PROFILE	1,946	15,30	55,34	5,15	11,27
4207		KANAT PROFİLİ SASH PROFILE	1,103	10,71	6,24	2,69	2,37
4208		KANAT PROFİLİ SASH PROFILE	1,288	10,64	13,37	2,78	3,70
4209		SİNEKLİK PROFİLİ FYLSCREEN PROFILE	1,000	17,16	6,64	4,34	3,29
4210		SİNEKLİK PROFİLİ FYLSCREEN PROFILE	0,680	6,54	1,09	2,15	0,93



COD Code	PROFİL KESİTİ Profile View	PROFİL AÇIKLAMASI Profile Description	AGIRLIK (kg/m) Weight	Jxx cm4	Jyy cm4	Wxx cm3	Wyy cm3
4211		KENET PROFİLİ LOCKING PROFILE	0,438	4,40	1,04	1,45	0,68
4212		ADAPTÖR PROFİLİ ADAPTER PROFILE	0,329	0,93	0,30	0,57	0,30
4213		SİNEKLİK RAY PROFİLİ FYLSCREEN RAIL PROFILE	0,416	1,98	0,97	0,96	0,52
4214		RAY PROFİLİ RAIL PROFILE	0,259	-----	-----	-----	-----
4215		ADAPTÖR PROFİLİ ADAPTER PROFILE	0,315	3,80	0,13	1,25	0,11
4216		CAM ÇİTASI PROFİLİ GLAZING BEAD	0,151	-----	-----	-----	-----
4217		CAM ÇİTASI PROFİLİ GLAZING BEAD	0,123	-----	-----	-----	-----
4218		CAM ÇİTASI PROFİLİ GLAZING BEAD	0,163	-----	-----	-----	-----
4219		KÖŞE TAKOZ PROFİLİ CORNER JOINT	2,266	-----	-----	-----	-----



E 84

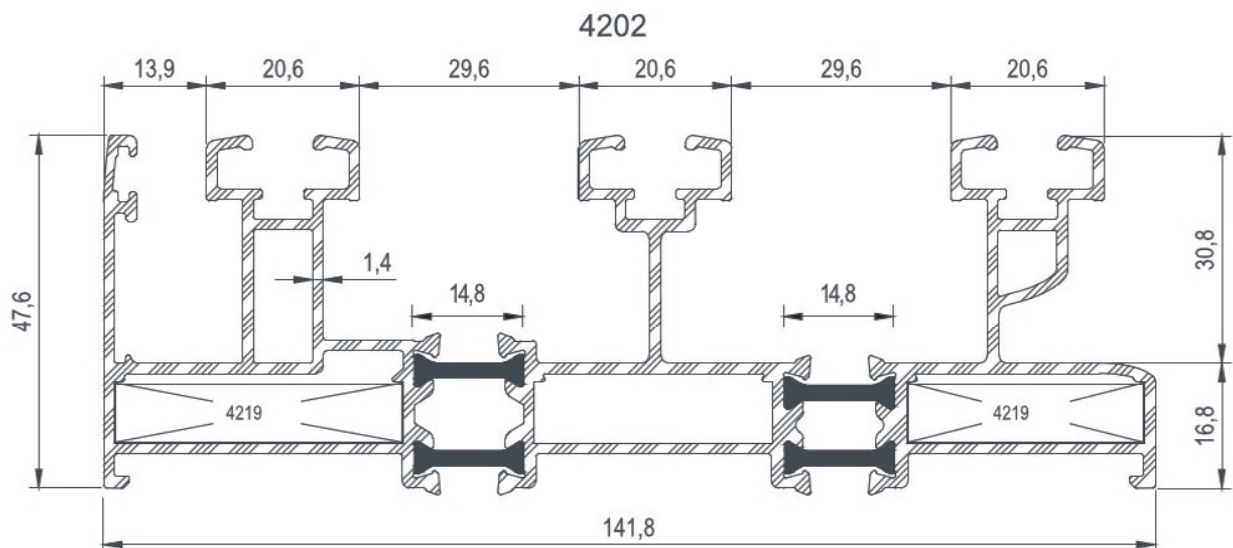
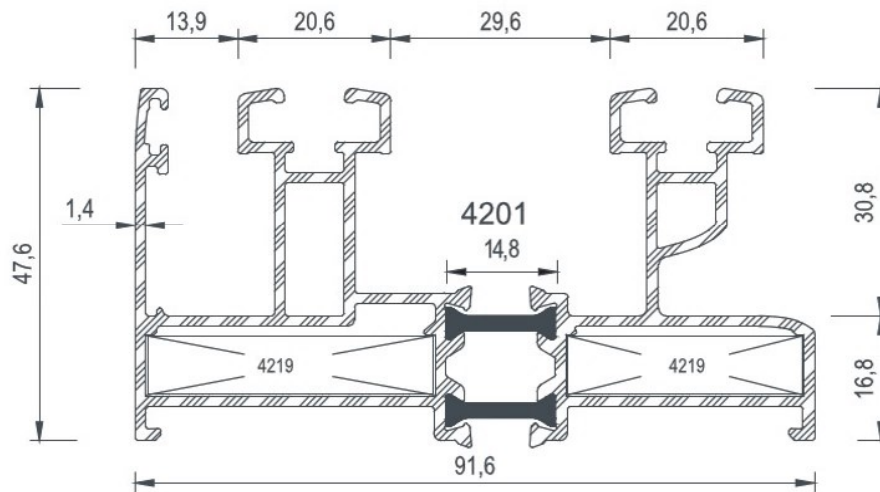
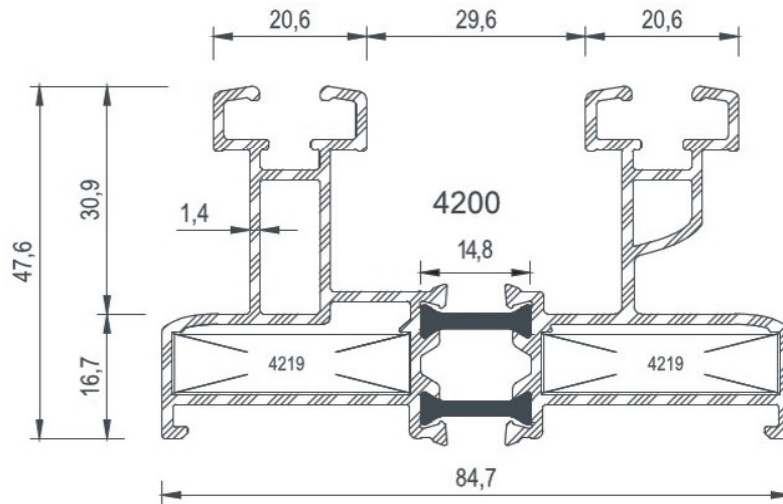
PROFİLLER

PROFILES

ISI YALITIMLI SÜRME SİSTEMLERİ
INSOLATED SLIDING SYSTEMS

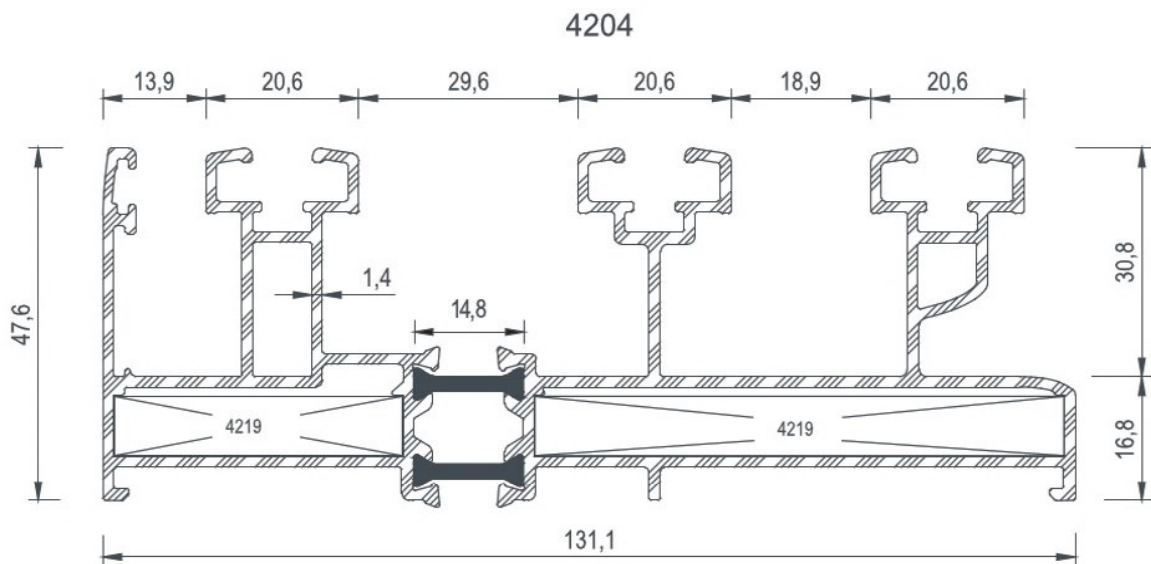
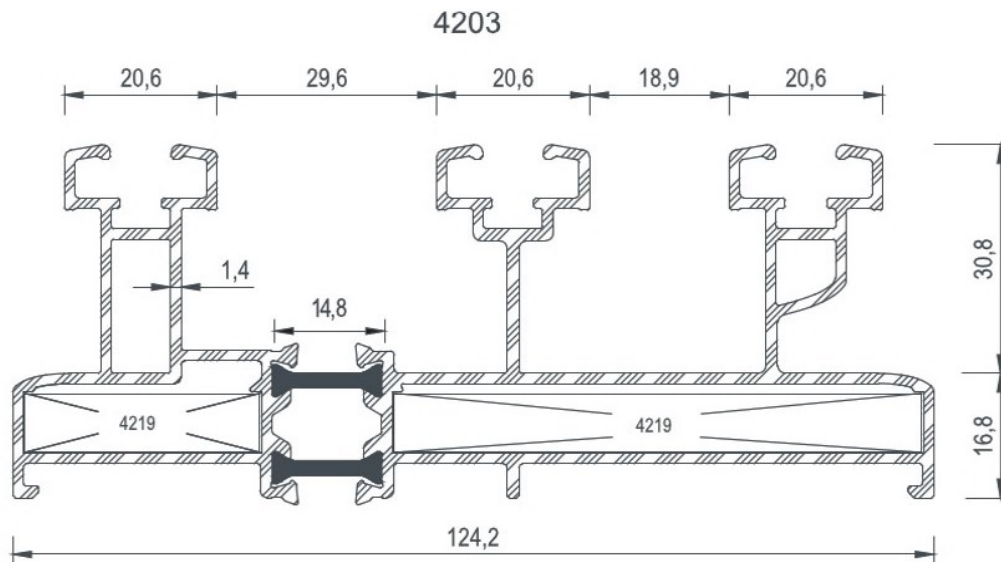


COD Code	AGIRLIK (kg/m) Weight	Jxx cm ⁴	Jyy cm ⁴	Wxx cm ³	Wyy cm ³	L m
4200	1,722	12,18	38,37	4,53	9,02	6
4201	1,934	13,71	55,07	4,94	11,20	6
4202	2,878	20,32	188,32	7,19	25,44	6



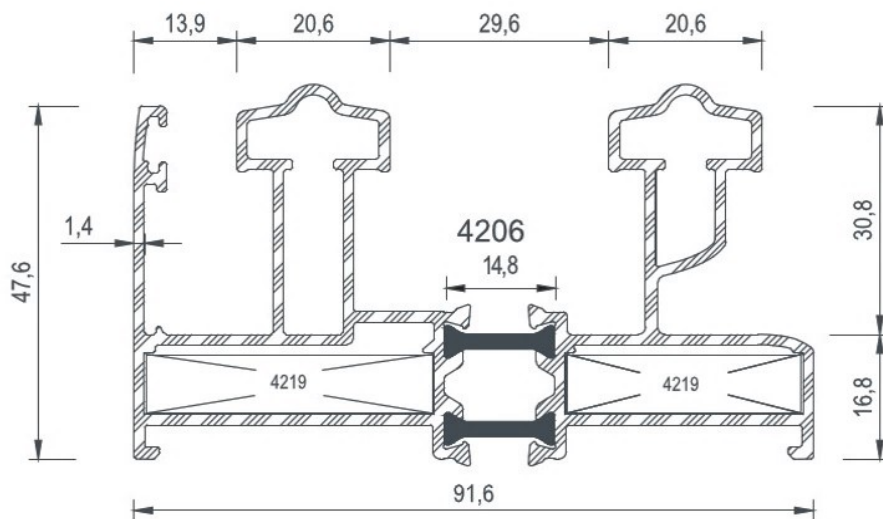
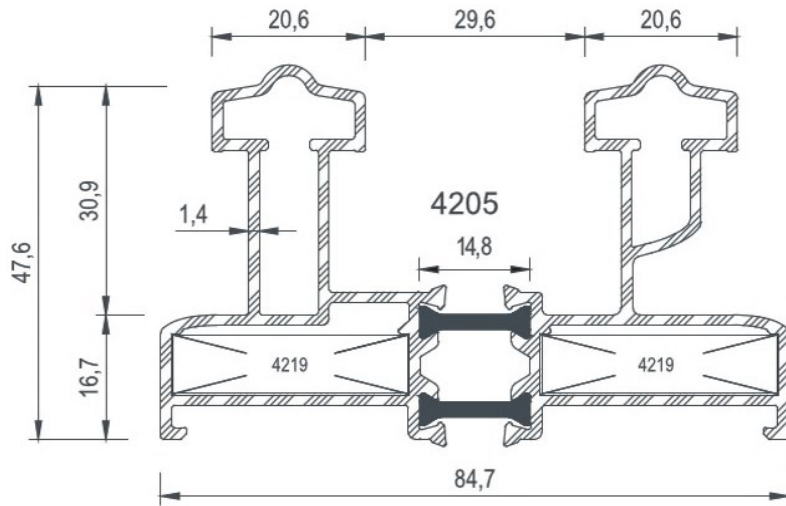


COD Code	AGIRLIK (kg/m) Weight	Jxx cm ⁴	Jyy cm ⁴	Wxx cm ³	Wyy cm ³	L m
4203	2,334	17,23	115,19	6,29	18,34	6
4204	2,544	18,86	148,26	7,27	21,49	6





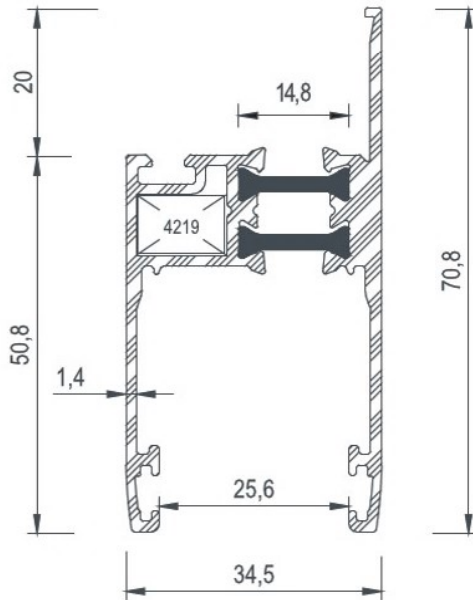
COD Code	AGIRLIK (kg/m) Weight	Jxx cm ⁴	Jyy cm ⁴	Wxx cm ³	Wyy cm ³	L m
4205	1,734	13,81	38,65	4,76	9,09	6
4206	1,946	15,30	55,34	5,15	11,27	6



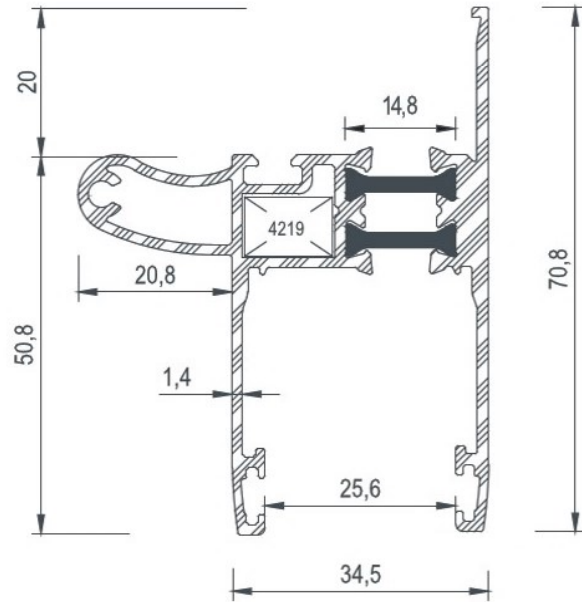


COD Code	AGIRLIK (kg/m) Weight	Jxx cm4	Jyy cm4	Wxx cm3	Wyy cm3	L m
4207	1,103	10,71	6,24	2,69	2,37	6
4208	1,288	10,64	13,37	2,78	3,70	6
4209	1,000	17,16	6,64	4,34	3,29	6

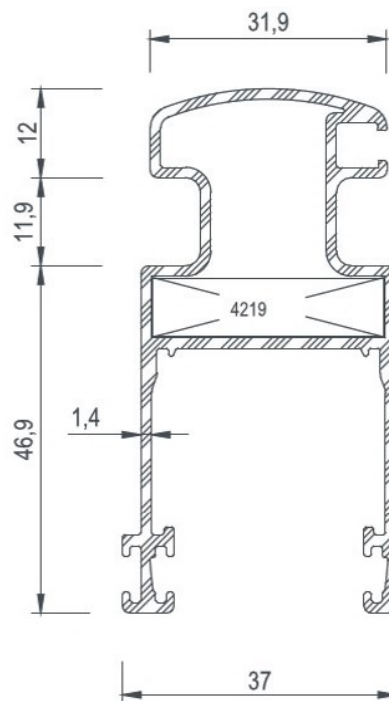
4207



4208

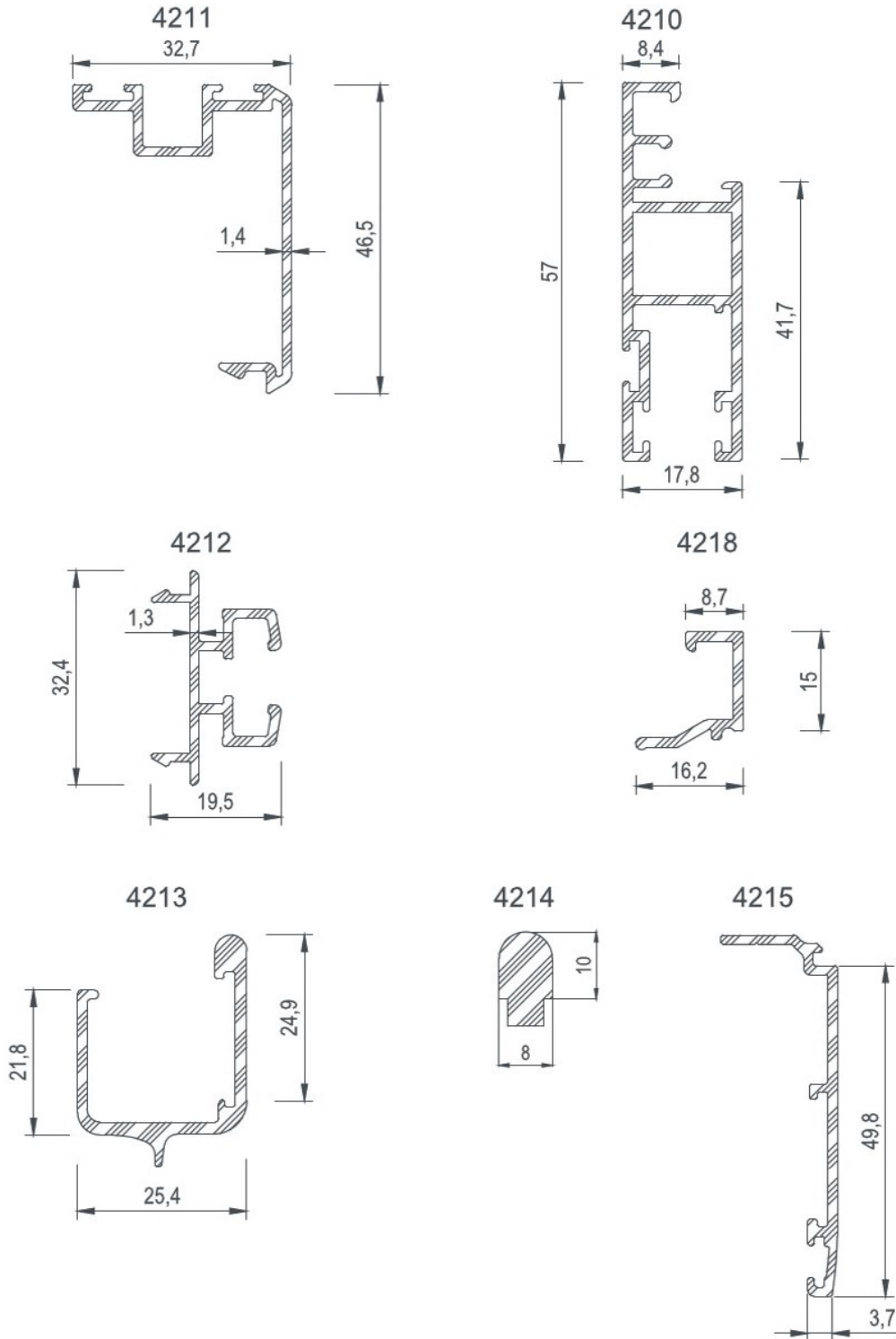


4209



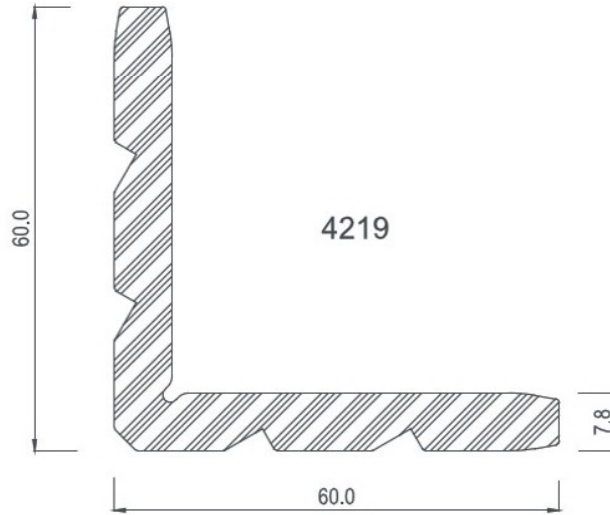


COD Code	AGIRLIK (kg/m) Weight	Jxx cm4	Jyy cm4	Wxx cm3	Wyy cm3	L m
4211	0,438	4,40	1,04	1,45	0,68	6
4212	0,329	0,93	0,30	0,57	0,30	6
4213	0,416	1,98	0,97	0,96	0,52	6
4214	0,259	-----	-----	-----	-----	6
4215	0,315	3,80	0,13	1,25	0,11	6
4210	0,680	6,54	1,09	2,15	0,93	6
4218	0,163	-----	-----	-----	-----	6






COD Code	AGIRLIK (kg/m) Weight	Jxx cm4	Jyy cm4	Wxx cm3	Wyy cm3	L m
4219	2,266	-----	-----	-----	-----	6

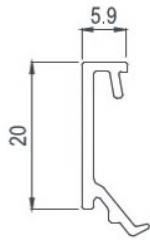


KÖŞE TAKOZLARI / Corner Cleats

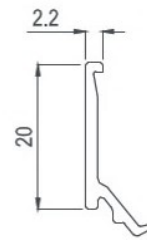
Nr	 L m	AKS. KODU Acs. Code	KESİM ÖLÇÜSÜ Cutting Size
4200	4219	4219-31,6	31,6 mm
	4219	4219-31,6	31,6 mm
4201	4219	4219-38,6	38,6 mm
	4219	4219-31,6	31,6 mm
4202	4219	4219-38,6	38,6 mm
	4219	4219-31,6	31,6 mm
4203	4219	4219-31,6	31,6 mm
	4219	4219-71,1	71,1 mm
4204	4219	4219-38,7	38,7 mm
	4219	4219-71,3	71,3 mm
4205	4219	4219-31,6	31,6 mm
	4219	4219-31,6	31,6 mm
4206	4219	4219-38,6	38,6 mm
	4219	4219-31,6	31,6 mm
4207	4219	4219-11,7	11,7 mm
4208	4219	4219-11,7	11,7 mm
4209	4219	4219-31	31 mm



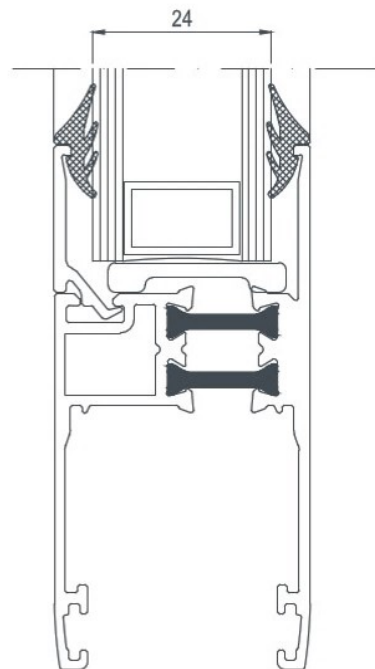
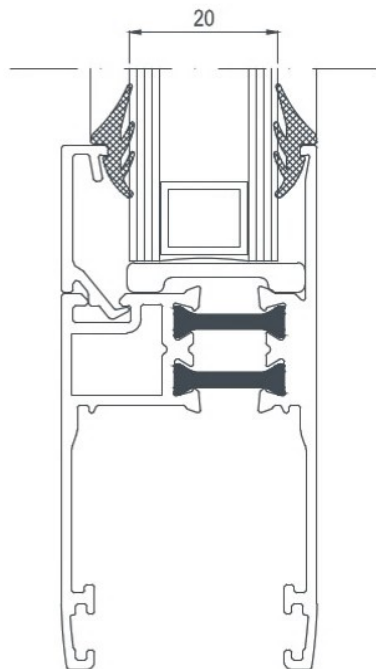
COD Code	AGIRLIK (kg/m) Weight	Jxx cm4	Jyy cm4	Wxx cm3	Wyy cm3	L m
4216	0,151	-----	-----	-----	-----	6
4217	0,123	-----	-----	-----	-----	6



4216



4217

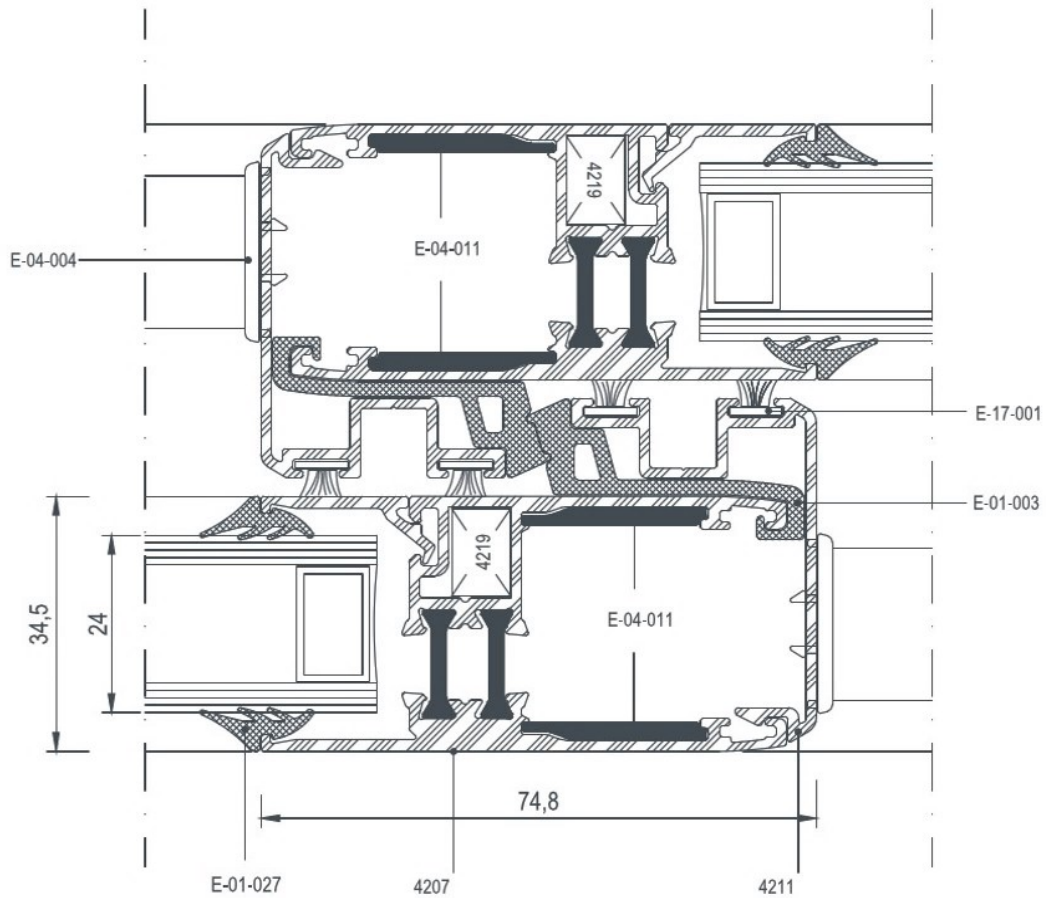
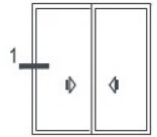
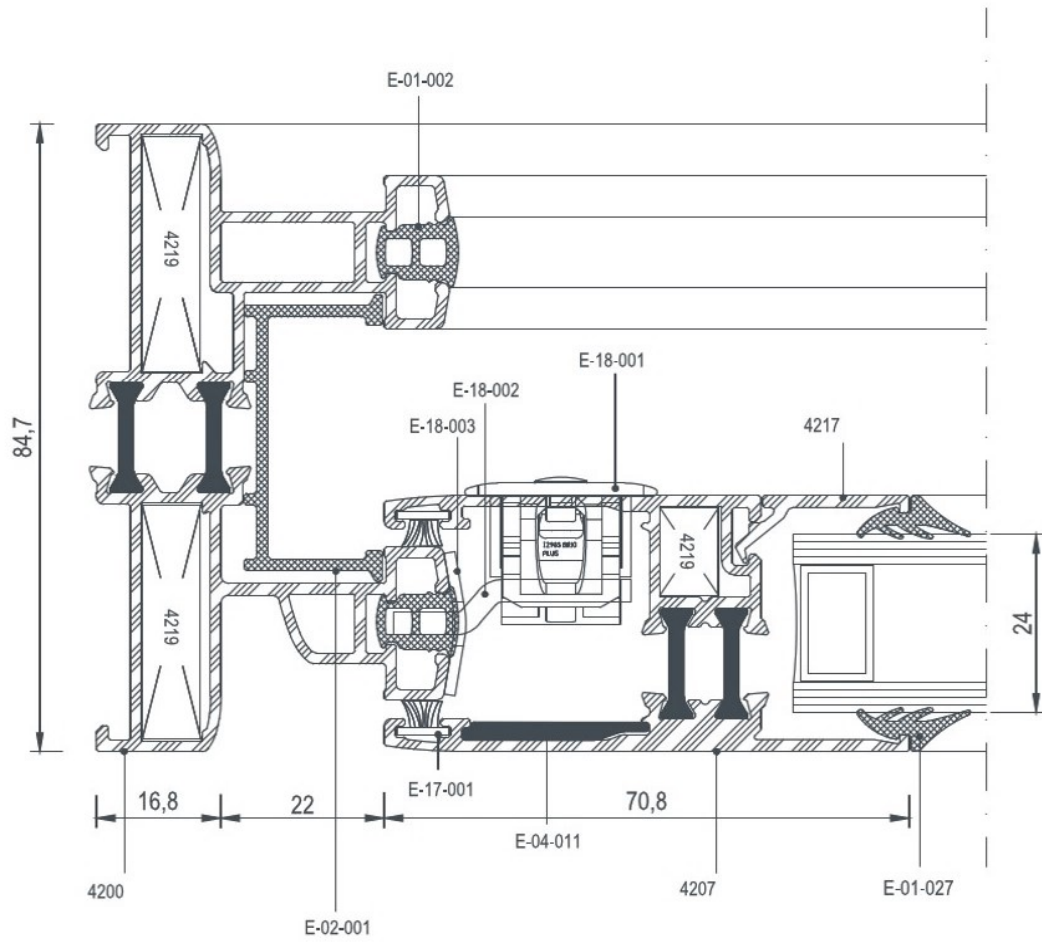


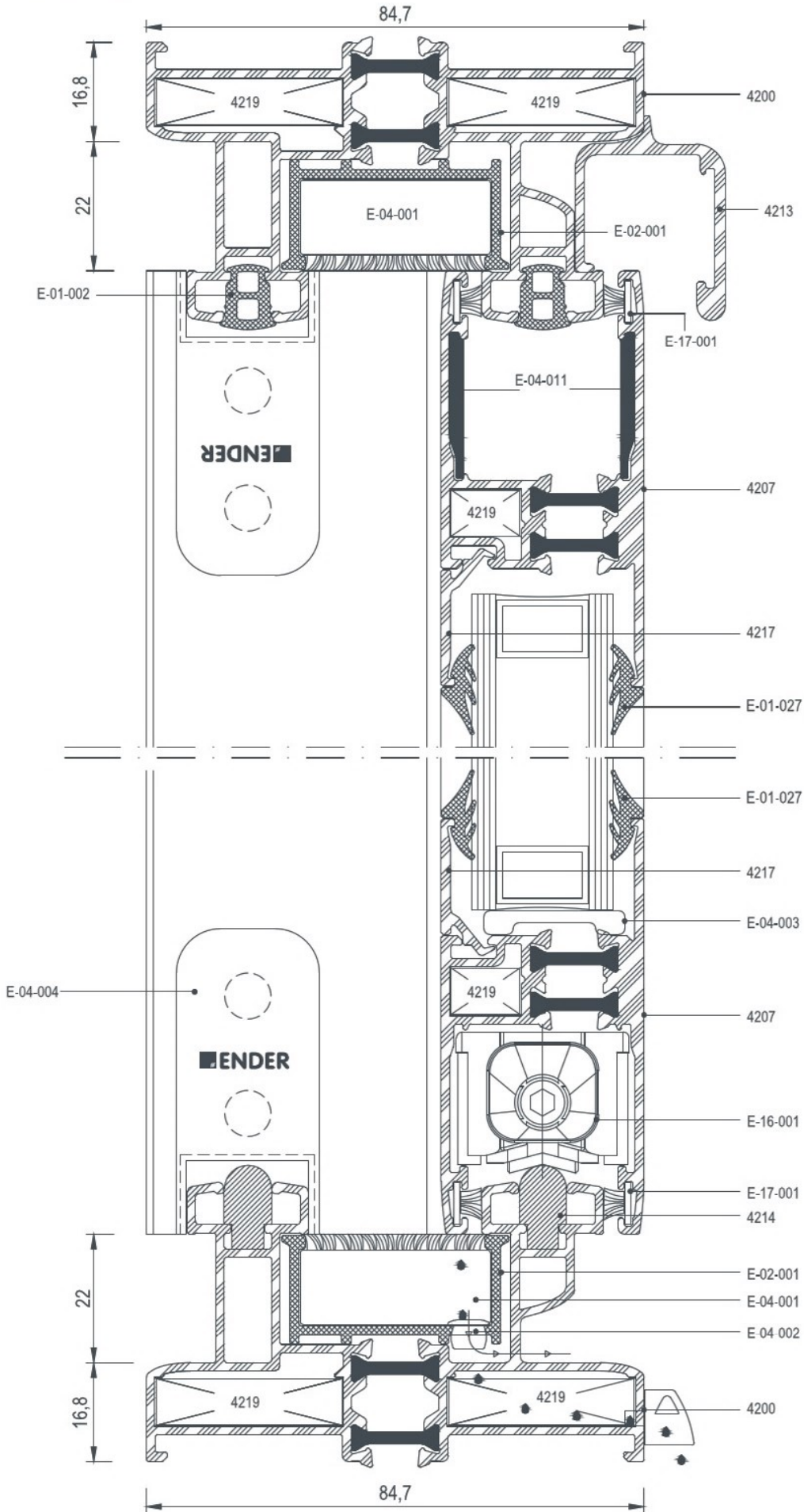


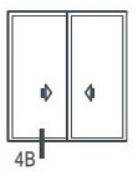
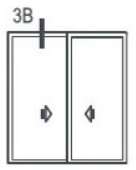
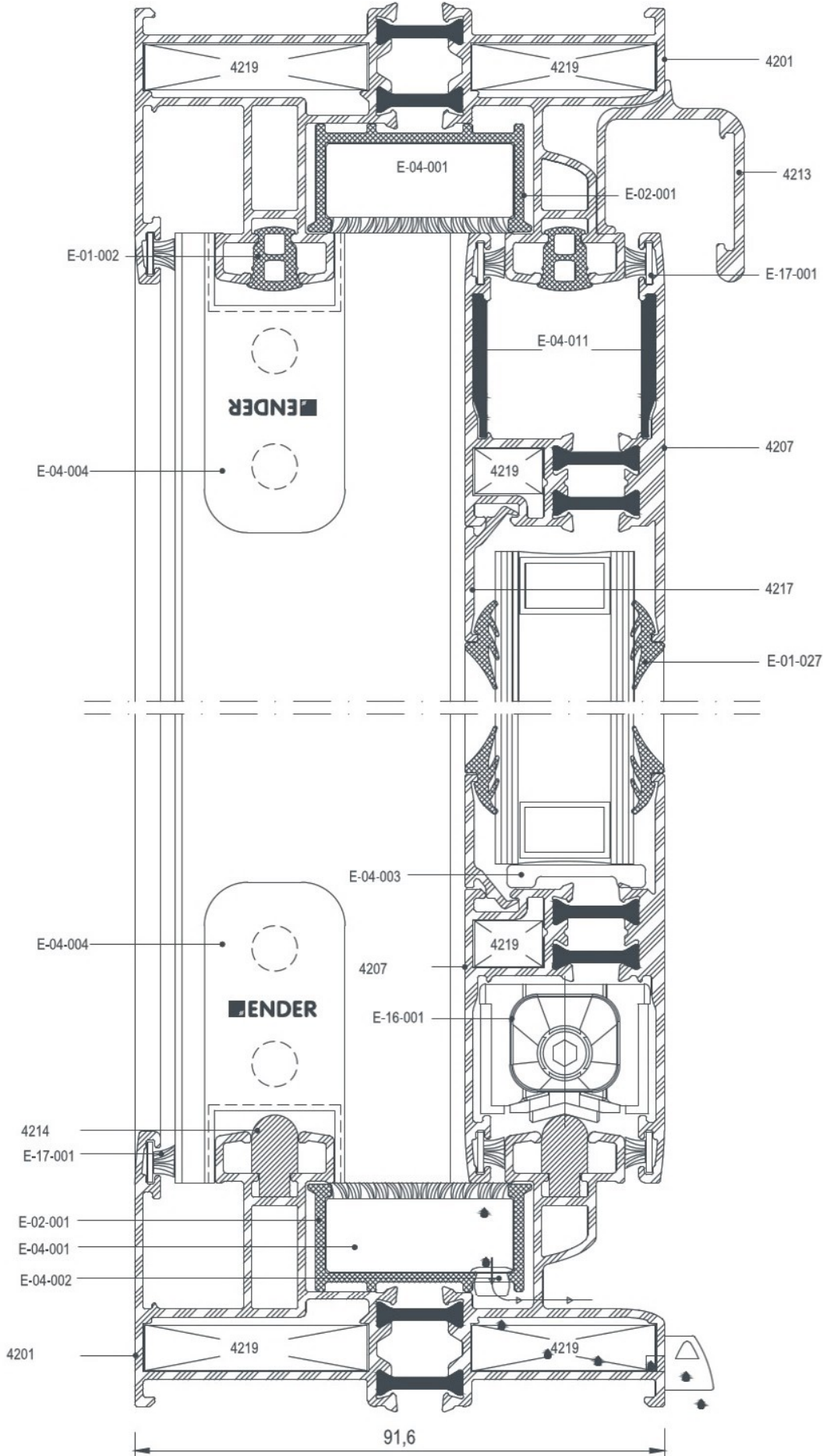
E 84

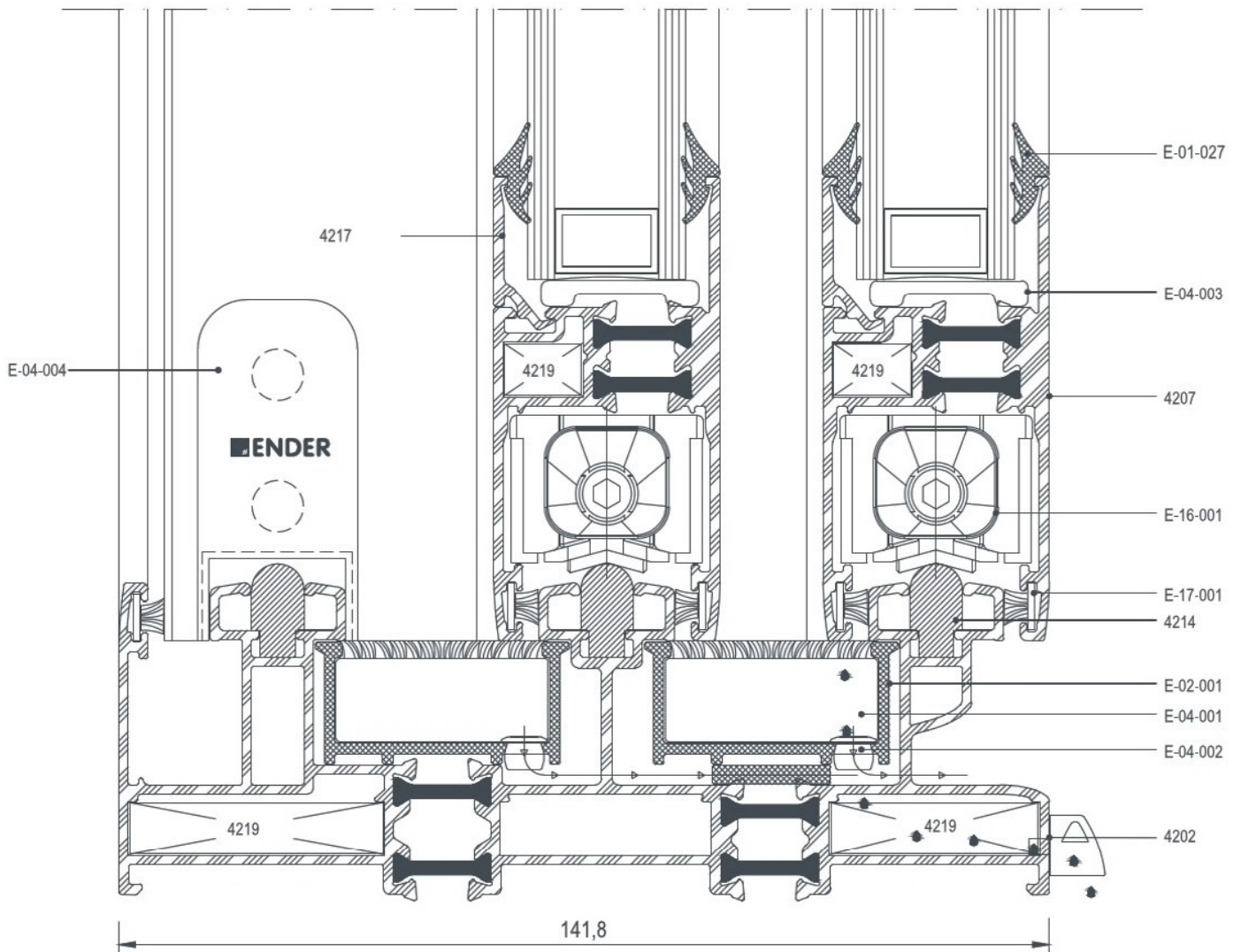
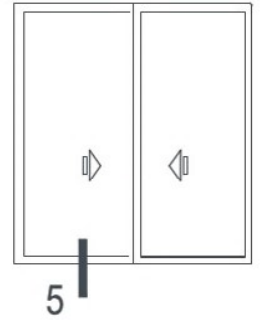
DETAYLAR

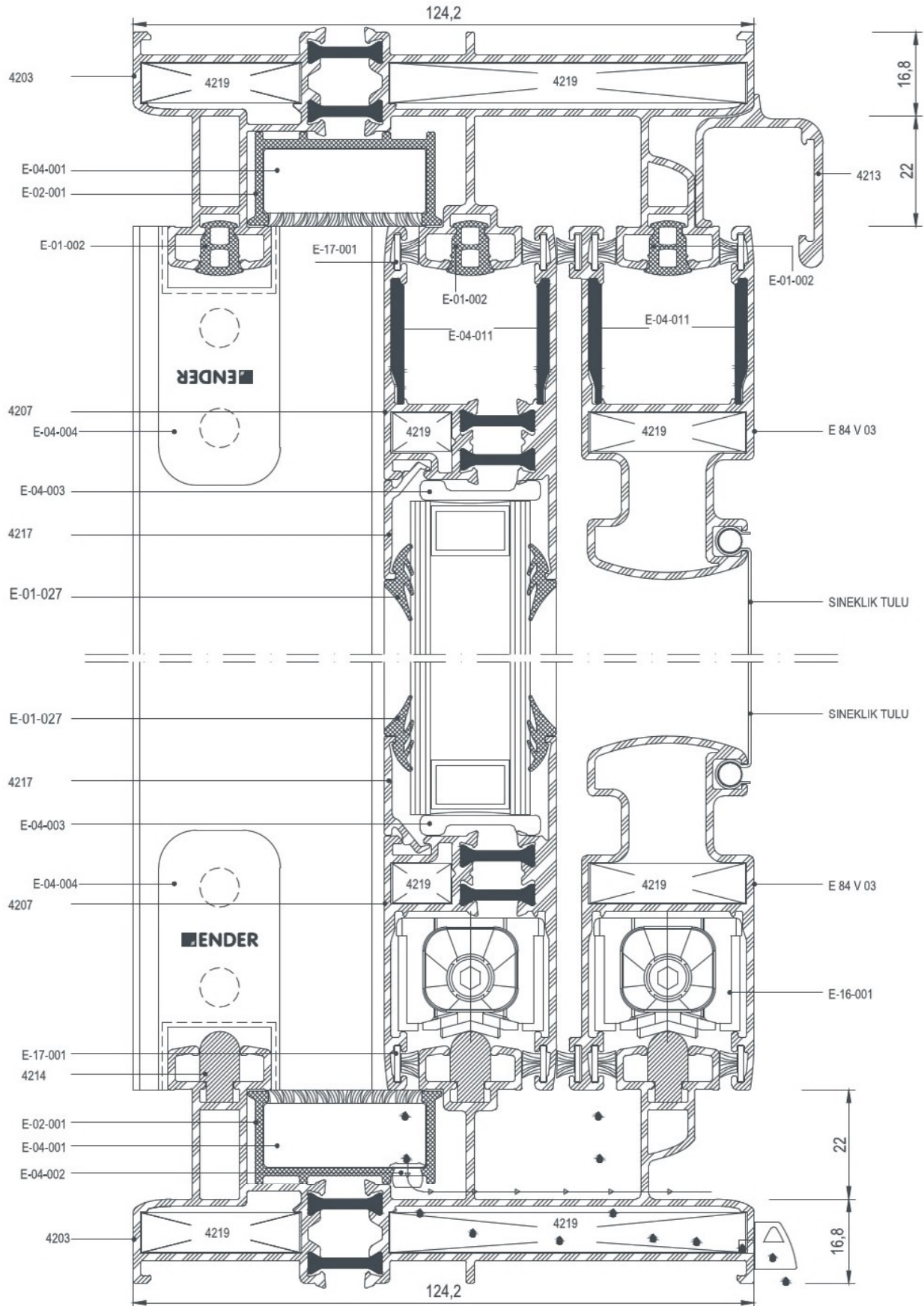
DETAILS

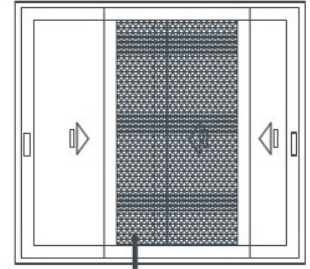




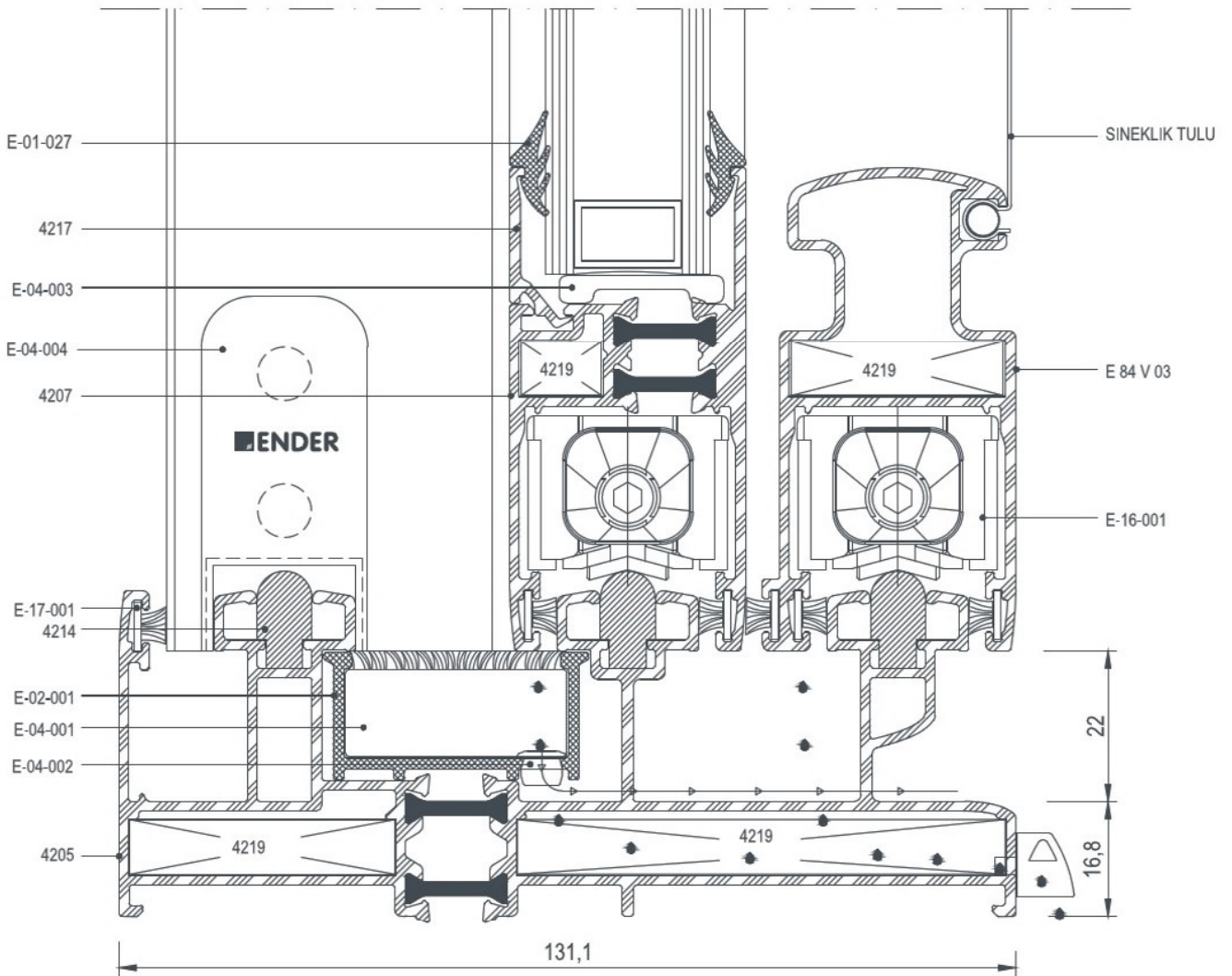


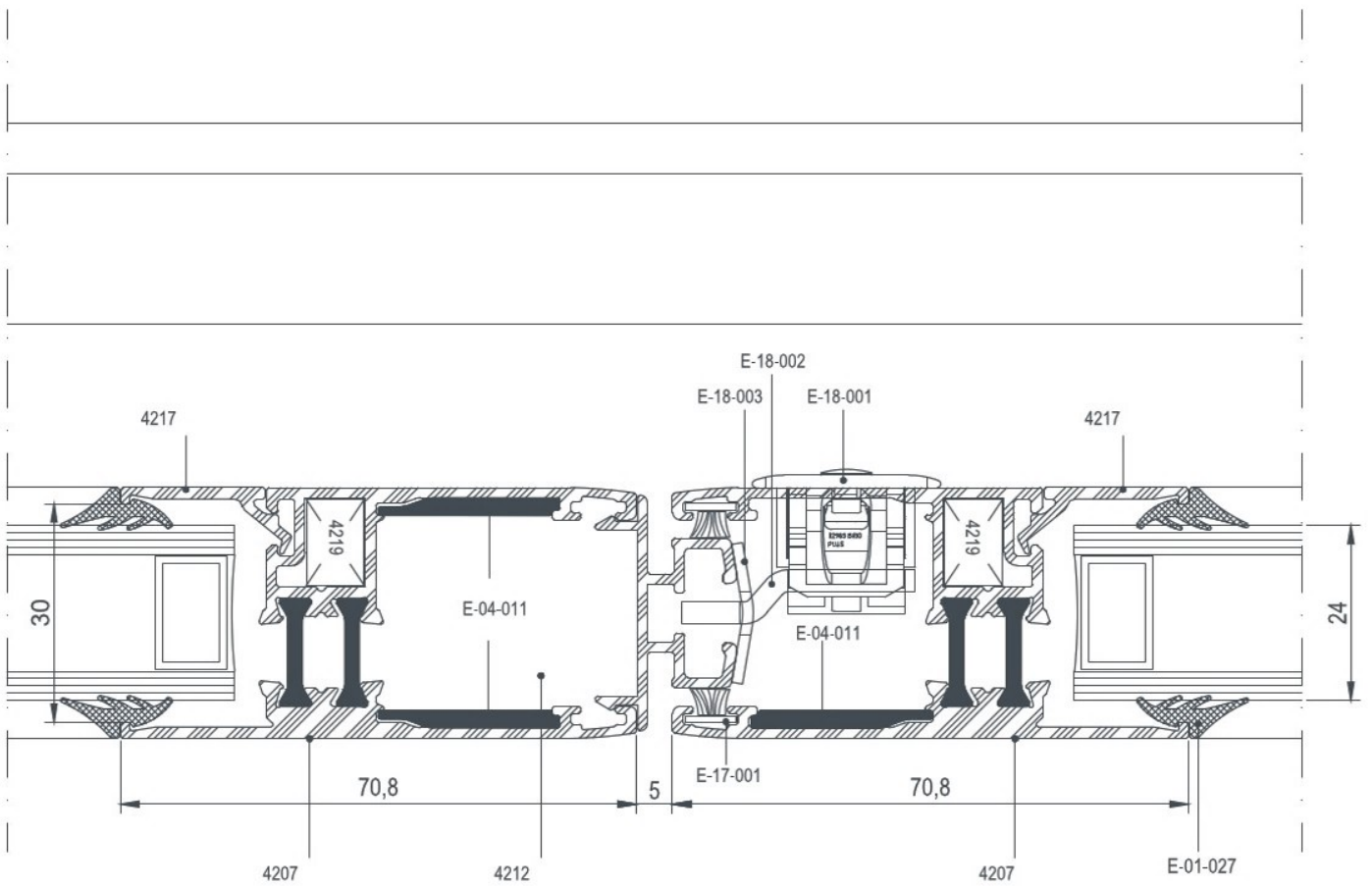
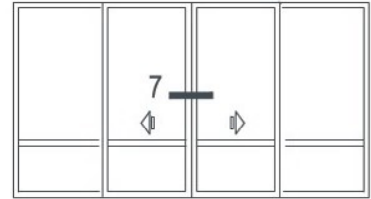


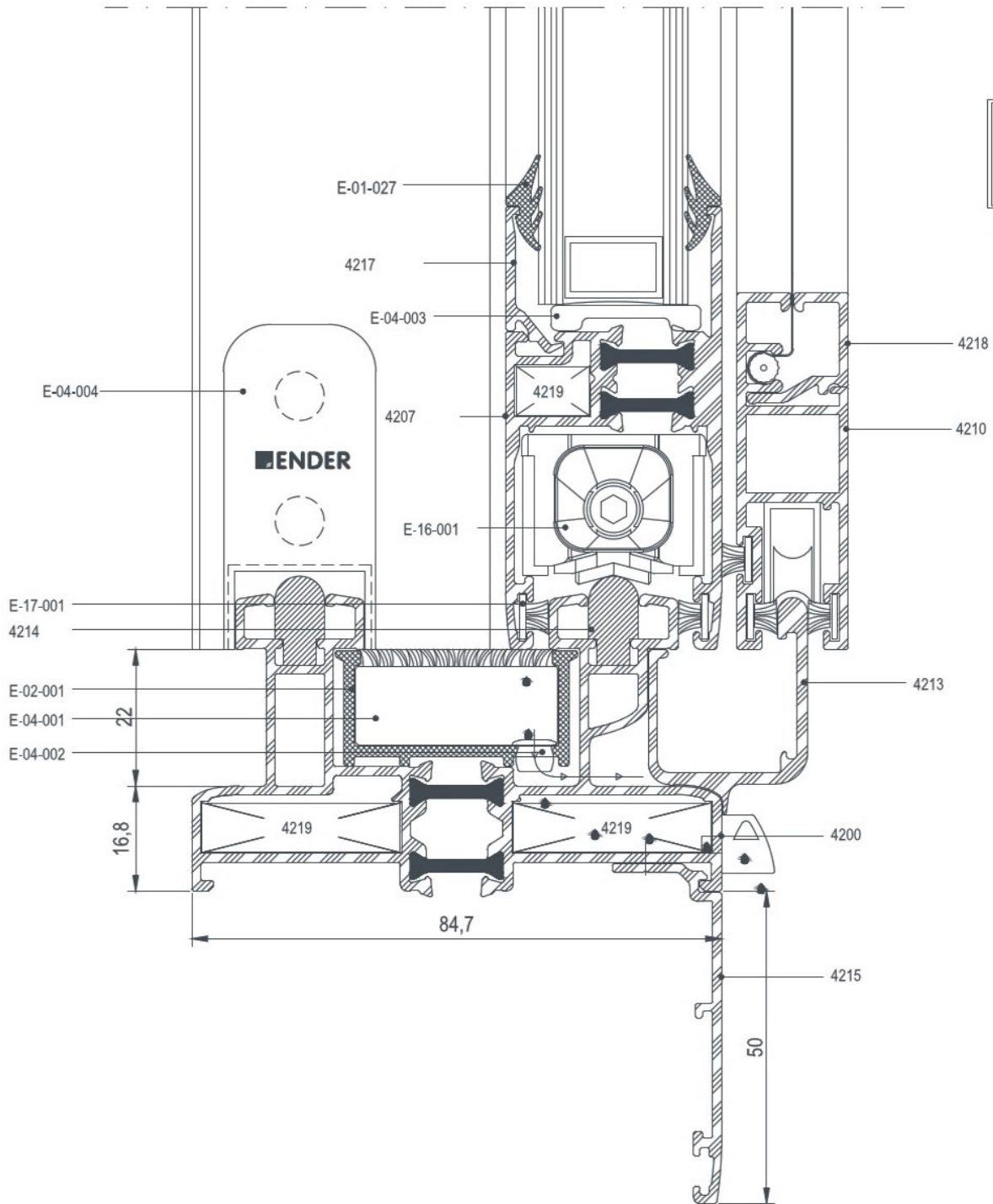




6B





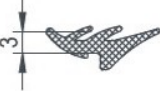
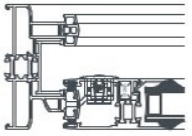

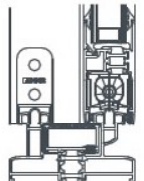
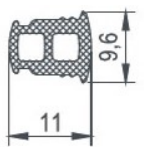
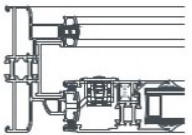

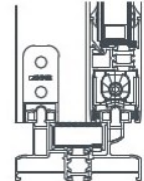
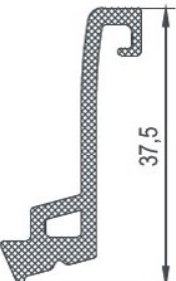
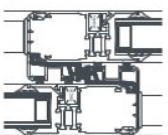

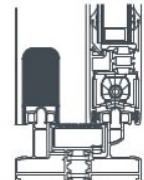

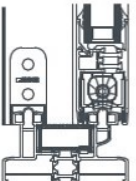
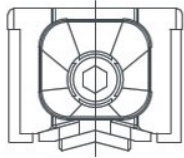
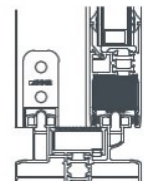
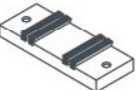
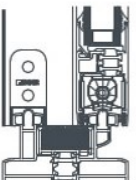
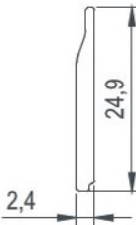
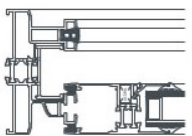




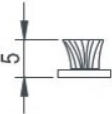
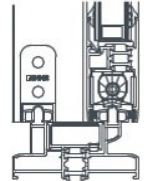
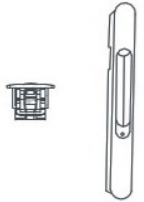
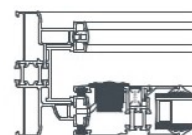

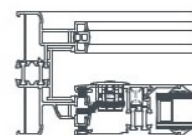

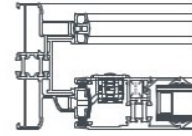
E 84

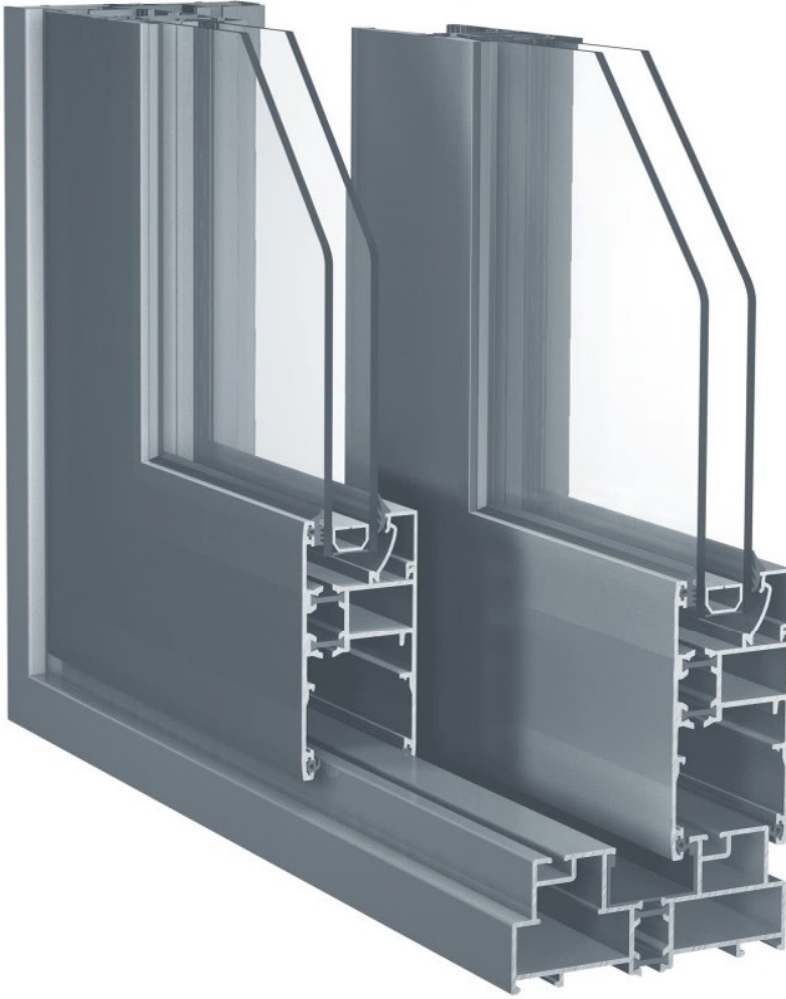
AKSESUARLAR

ACCESSORIES

	<p>E-01-027 3mm iç cam fitili 3mm gasket 45 gr/mt</p>			<p>E-04-002 Su Tahliyesi Drainage</p>	
	<p>E-01-002 Ray fitili Railing gasket 67 gr/mt</p>			<p>E-04-003 Cam Takozu Glass Wedge</p>	
	<p>E-01-003 Kenet fitili Connection gasket 193 gr/mt</p>			<p>E-04-004 Ray kapağı Railing cap</p>	
	<p>E-02-001 PVC adaptör PVC adapter</p>			<p>E-16-001 Rulman Bearing</p>	
	<p>E-04-001 Tozluk parçası Sealing part</p>			<p>E-04-011 Pvc Köşe Çavuşu Pvc Corner Cleat</p>	



	<p>E-17-001 Kil fitil Brush</p>				
	<p>E-18-001 Sürme Kilit kolu Sliding handle</p>				
	<p>E-18-002 Sürme Kilit dili Sliding handle retentive</p>				
	<p>E-18-003 Sürme kilit karşılığı Forend</p>				



ISI YALITIMLI KALDIR - SÜR SİSTEMLERİ

INSULATED LIFT & SLIDE SYSTEMS



E 115



COD Code	PROFİL KESİTİ Profile View	PROFİL AÇIKLAMASI Profile Description	AGIRLIK (kg/m) Weight	Jxx cm ⁴	Jyy cm ⁴	Wxx cm ³	Wyy cm ³
4600		KASA PROFİLİ FRAME PROFILE	2,292	19,22	100,94	7,84	17,22
4601		KASA PROFİLİ FRAME PROFILE	3,581	28,78	361,80	11,76	39,55
4602		KASA PROFİLİ FRAME PROFILE	2,212	15,50	95,73	4,70	15,61
4603		KASA PROFİLİ FRAME PROFILE	2,465	25,85	113,00	7,09	17,52
4604		KANAT PROFİLİ SASH PROFILE	1,832	40,14	23,51	6,94	6,26
4621		KANAT PROFİLİ SASH PROFILE	2,183	48,95	26,42	8,52	7,71
4605		ORTA KAYIT PROFİLİ MULLION PROFILE	1,877	21,89	54,04	6,47	9,13
4606		ADAPTÖR PROFİLİ ADAPTER PROFILE	2,295	20,78	84,35	5,29	14,19
4622		CAM ORTA KAYIT PROFİLİ GLASS MULLION PROFILE	1,575	16,43	16,89	5,62	4,02
4607		ADAPTÖR PROFİLİ ADAPTER PROFILE	0,975	10,66	1,85	3,43	1,33
4608		ADAPTÖR PROFİLİ ADAPTER PROFILE	0,585	11,47	2,81	2,72	1,32



COD Code	PROFİL KESİTİ Profile View	PROFİL AÇIKLAMASI Profile Description	AGIRLIK (kg/m) Weight	Jxx cm4	Jyy cm4	Wxx cm3	Wyy cm3
4609		ÇITA PROFİLİ GLASING BEAD	0,586	1,32	9,98	0,65	2,71
4610		KANAT SABİTLEME PROFİLİ SASH FIX PROFILE	0,809	6,86	1,60	2,73	1,46
5118		ÇITA PROFİLİ GLASING BEAD	0,249	---	---	---	---
5119		ÇITA PROFİLİ GLASING BEAD	0,251	---	---	---	---
5120		ÇITA PROFİLİ GLASING BEAD	0,254	---	---	---	---
5121		ÇITA PROFİLİ GLASING BEAD	0,259	---	---	---	---
5122		ÇITA PROFİLİ GLASING BEAD	0,267	---	---	---	---
4620		ÇITA PROFİLİ GLASING BEAD	0,205	---	---	---	---
4550		KÖŞE TAKOZU CORNER WENGE	3,581	---	---	---	---
5130		ORTA KAYIT BAĞ. PROFİLİ MULLION CORNER PROFILE	0,797	---	---	---	---



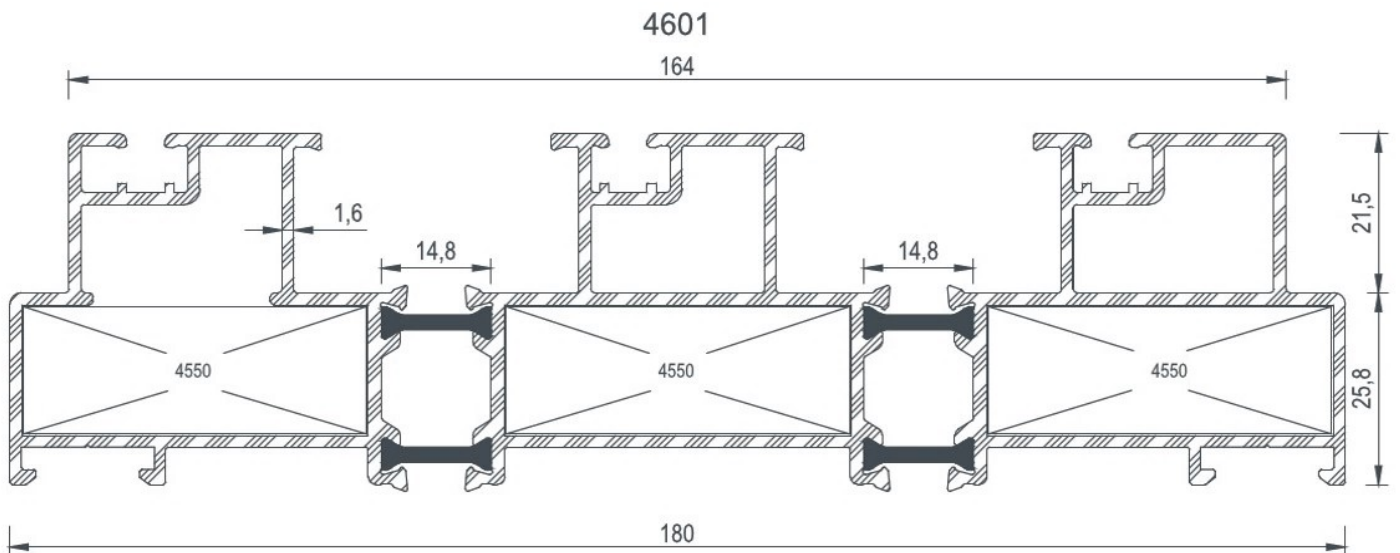
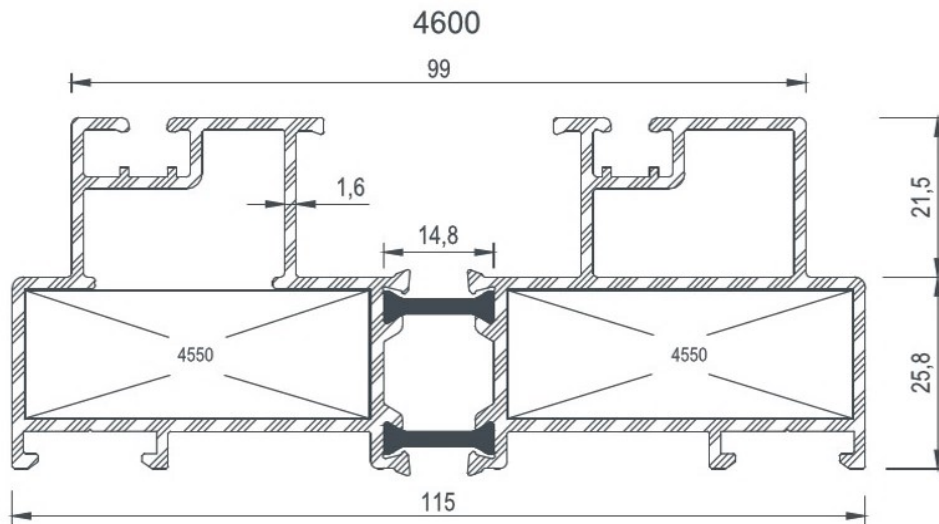
E 115

PROFİLLER

PROFILES

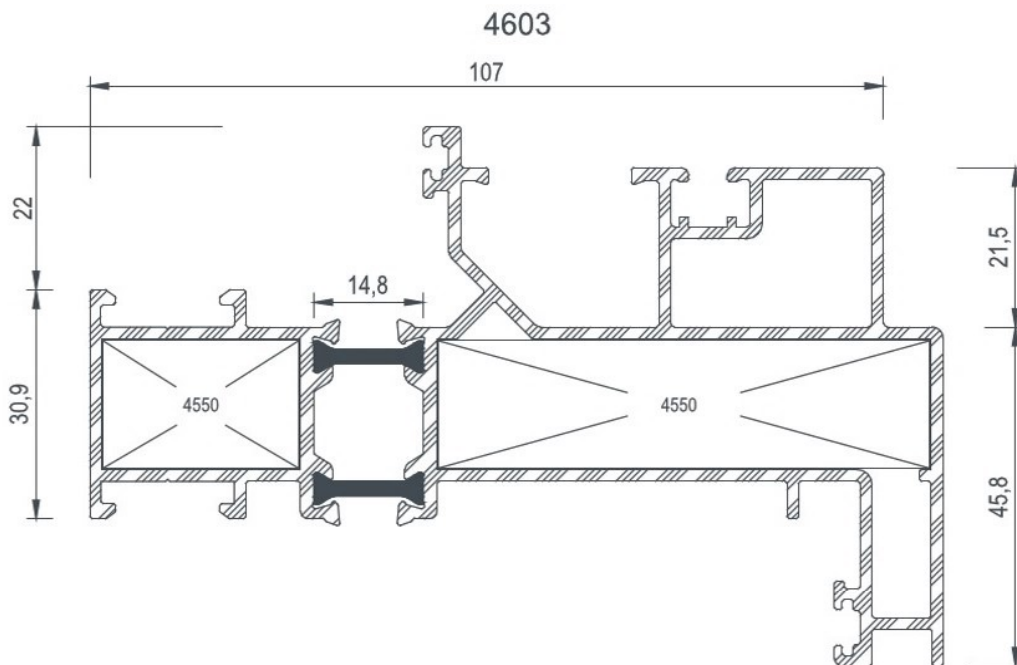
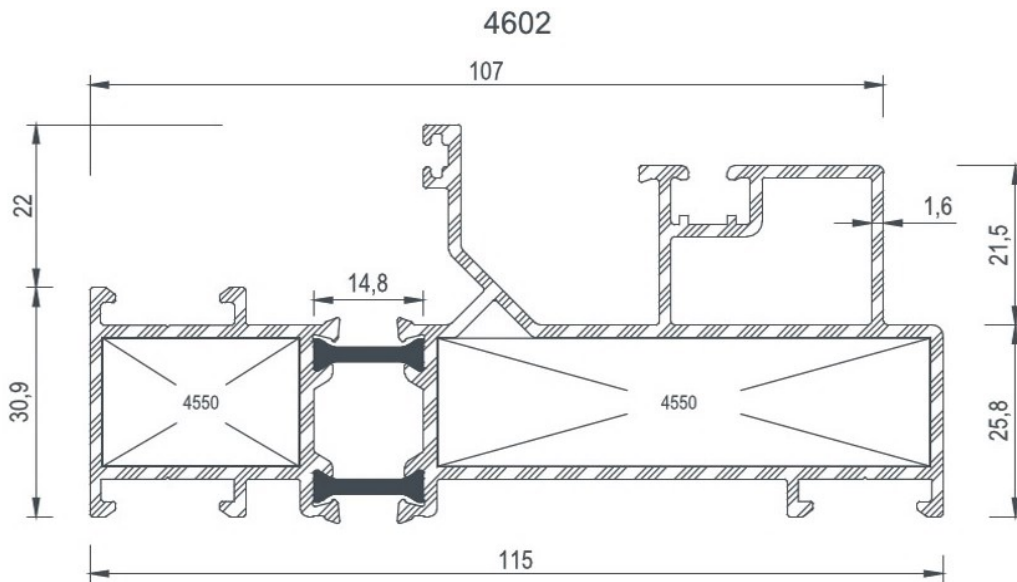
ISI YALITIMLI KALDIR - SÜR SİSTEMLER
INSOLATED LIFT&SLIDE SYSTEM

COD Code	AGIRLIK (kg/m) Weight	J _{xx} cm ⁴	J _{yy} cm ⁴	W _{xx} cm ³	W _{yy} cm ³	L m
4600	2,292	19,22	100,94	7,84	17,22	6
4601	3,581	28,78	361,80	11,76	39,55	6



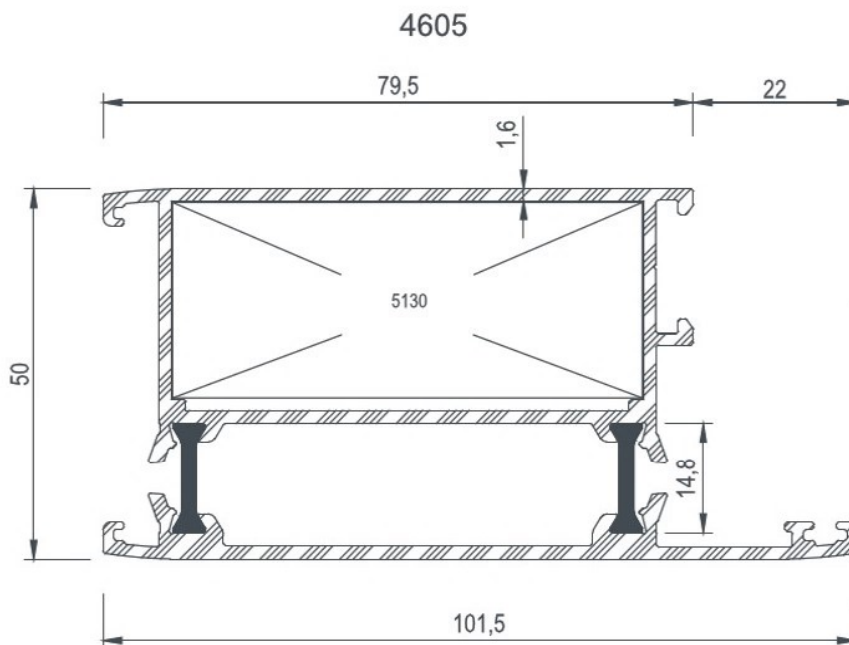
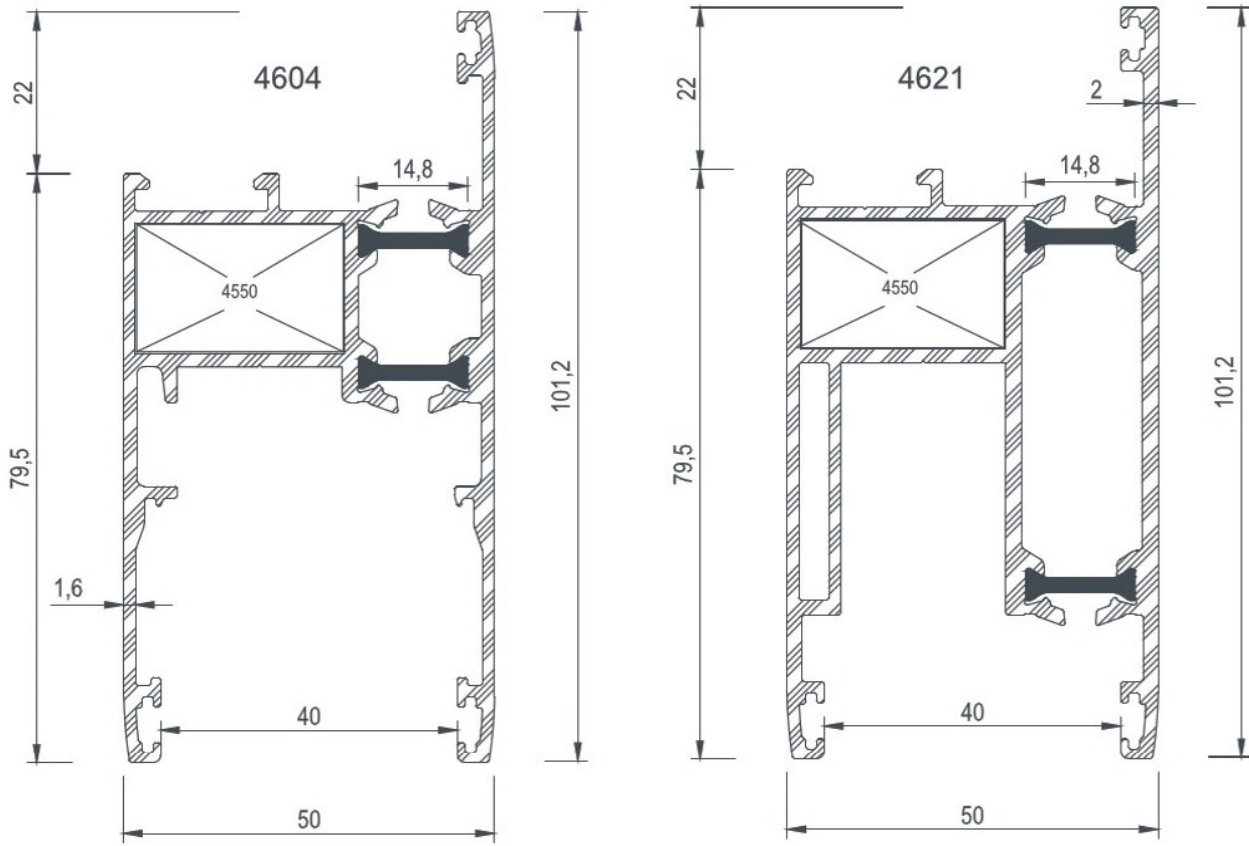


COD Code	AGIRLIK (kg/m) Weight	Jxx cm ⁴	Jyy cm ⁴	Wxx cm ³	Wyy cm ³	L m
4602	2,212	15,50	95,73	4,70	15,61	6
4603	2,465	25,85	113,00	7,09	17,52	6



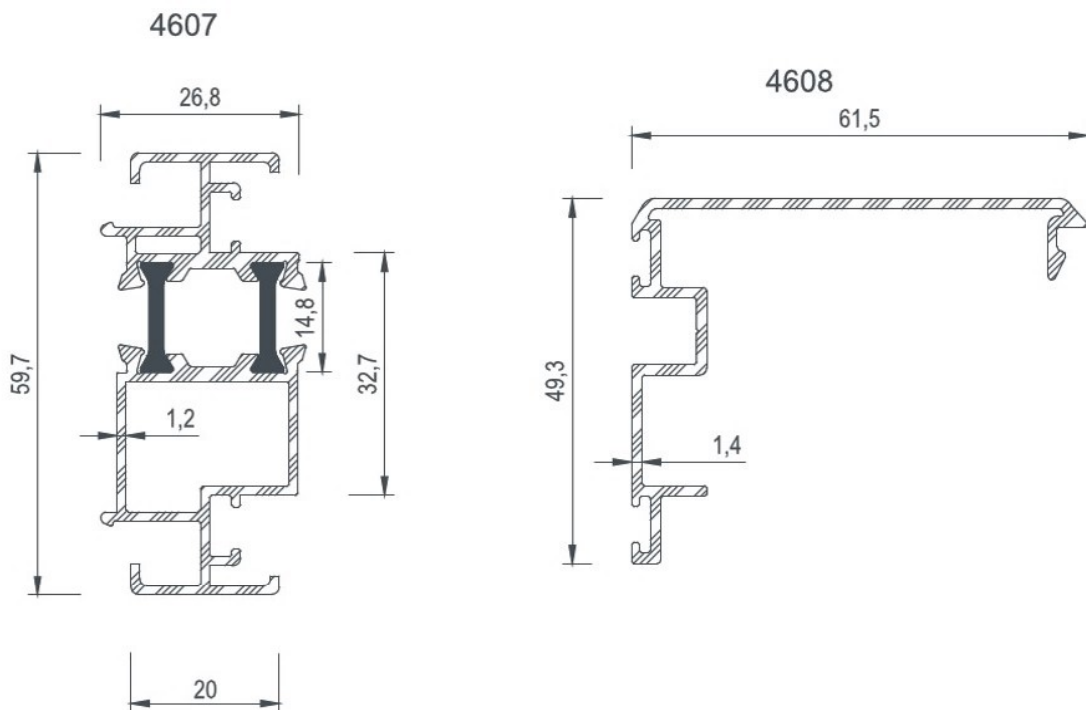
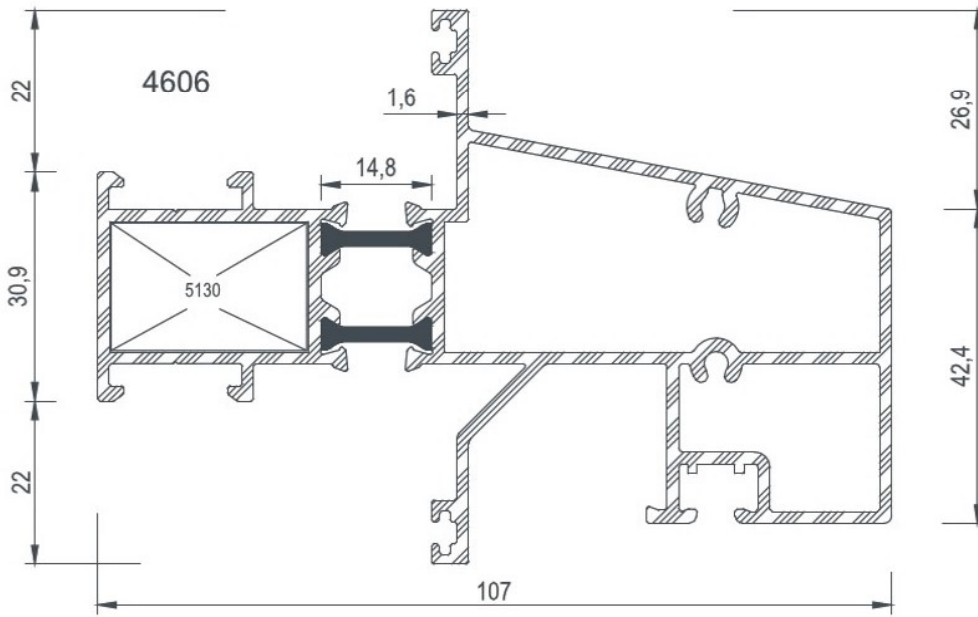


COD Code	AGIRLIK (kg/m) Weight	Jxx cm ⁴	Jyy cm ⁴	Wxx cm ³	Wyy cm ³	L m
4604	1,832	40,14	23,51	6,94	6,26	6
4605	1,877	21,89	54,04	6,47	9,13	6
4621	2,183	48,95	26,42	8,52	7,71	6



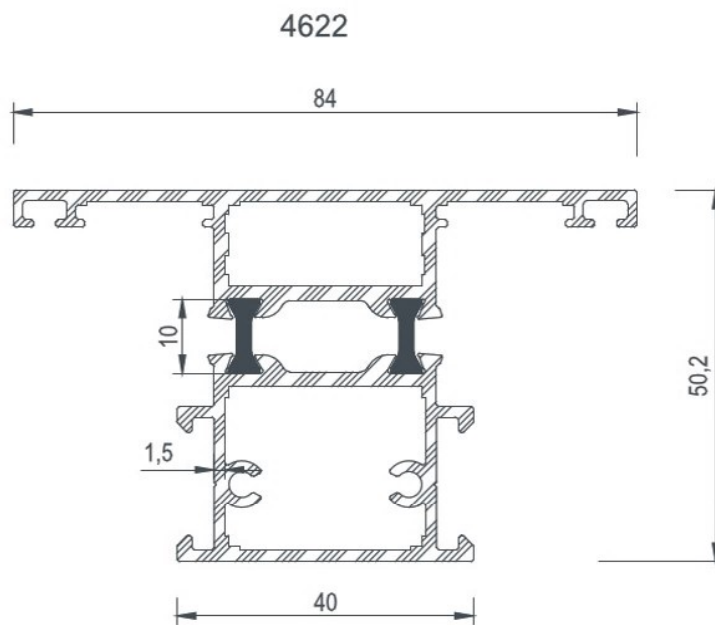
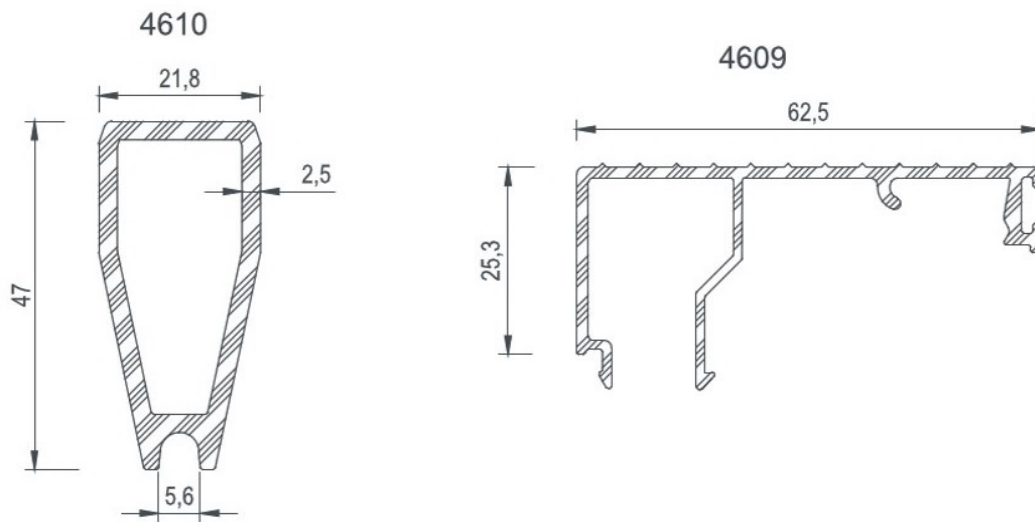


COD Code	AGIRLIK (kg/m) Weight	Jxx cm ⁴	Jyy cm ⁴	Wxx cm ³	Wyy cm ³	L m
4606	2,295	20,78	84,35	5,29	14,19	6
4607	0,975	10,66	1,85	3,43	1,33	6
4608	0,585	11,47	2,81	2,72	1,32	6



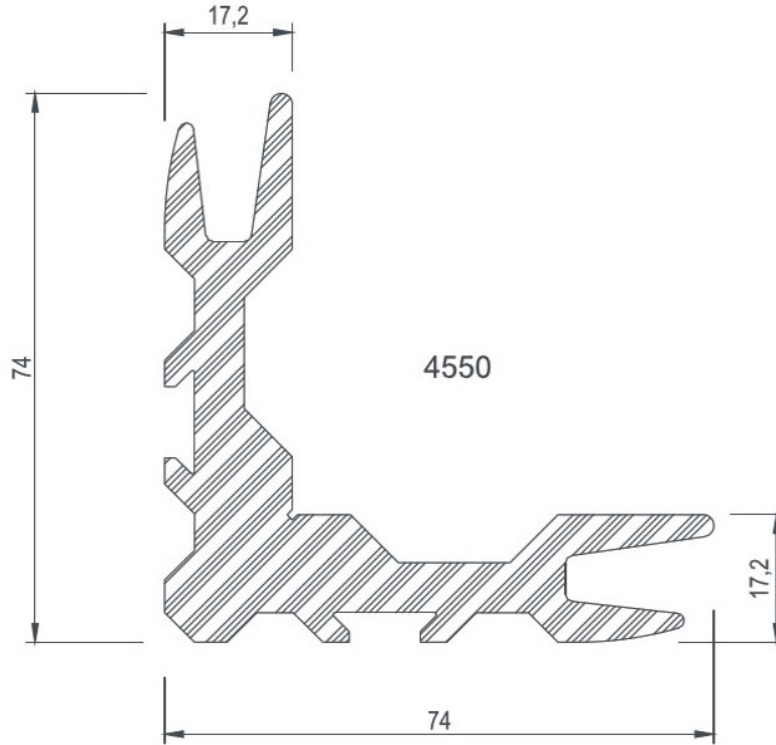


COD Code	AGIRLIK (kg/m) Weight	Jxx cm ⁴	Jyy cm ⁴	Wxx cm ³	Wyy cm ³	L m
4609	0,586	1,32	9,98	0,65	2,71	6
4610	0,809	6,86	1,60	2,73	1,46	6
4622	1,575	16,43	16,89	5,62	4,02	6





COD Code	AGIRLIK (kg/m) Weight	Jxx cm ⁴	Jyy cm ⁴	Wxx cm ³	Wyy cm ³	L m
4550	3,581	-----	-----	-----	-----	6

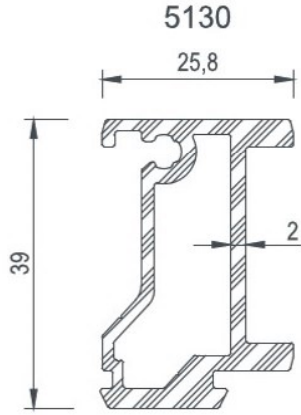


KÖŞE TAKOZLARI / Corner Cleats

Nr	 L m	AKS. KODU Acs. Code	KESİM ÖLÇÜSÜ Cutting Size
4600	 4550	4550-46,3	46,3 mm
	 4550	4550-46,3	46,3 mm
4601	 4550	4550-46,3	46,3 mm
	 4550	4550-46,3	46,3 mm
4602	 4550	4550-26,3	26,3 mm
	 4550	4550-66,2	66,2 mm
4603	 4550	4550-26,3	26,3 mm
	 4550	4550-66,2	66,2 mm
4604	 4550	4550-27,8	27,8 mm
4621	 4550	4550-27,2	27,2 mm

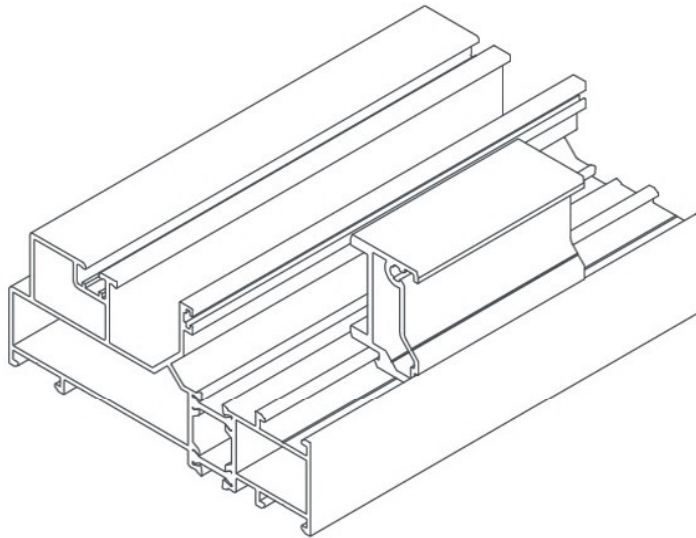
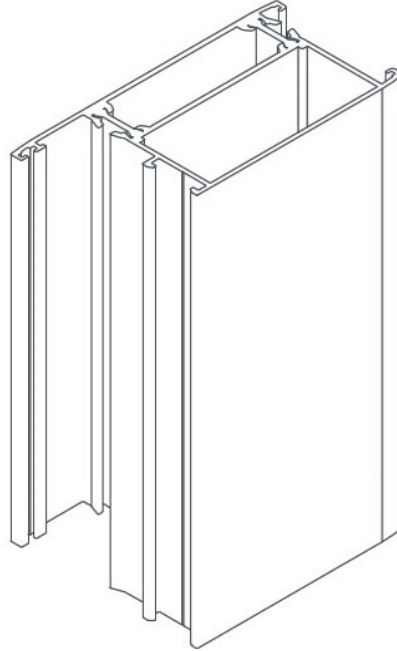


COD Code	AGIRLIK (kg/m) Weight	Jxx cm4	Jyy cm4	Wxx cm3	Wyy cm3	L m
5130	0,797	-----	-----	-----	-----	6



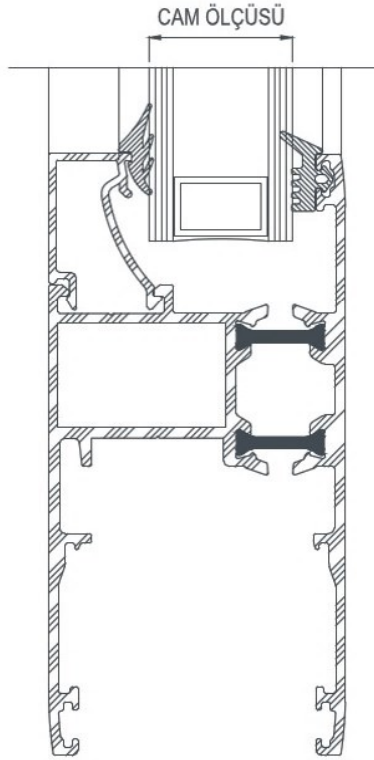
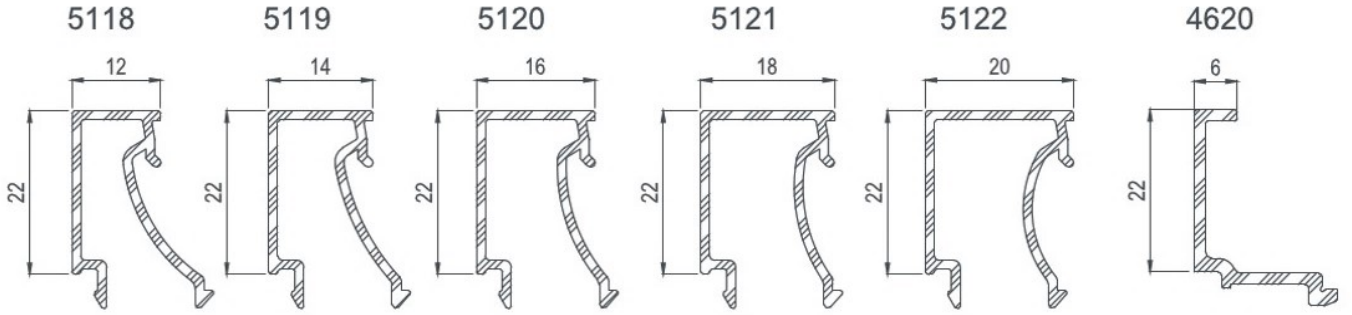
ORTA KAYIT BAĞLANTI / Mullion Connection Piece

Nr	 L m	AKS. KODU Acs. Code	KESİM ÖLÇÜSÜ Cutting Size
4605	5130	5130-63,3	63,3 mm
4606	5130	5130-26,3	26,3 mm





COD Code	AGIRLIK (kg/m) Weight	Jxx cm4	Jyy cm4	Wxx cm3	Wyy cm3	L m
5118	0,249	-----	-----	-----	-----	6
5119	0,251	-----	-----	-----	-----	6
5120	0,254	-----	-----	-----	-----	6
5121	0,259	-----	-----	-----	-----	6
5122	0,267	-----	-----	-----	-----	6
4620	0,205	-----	-----	-----	-----	6

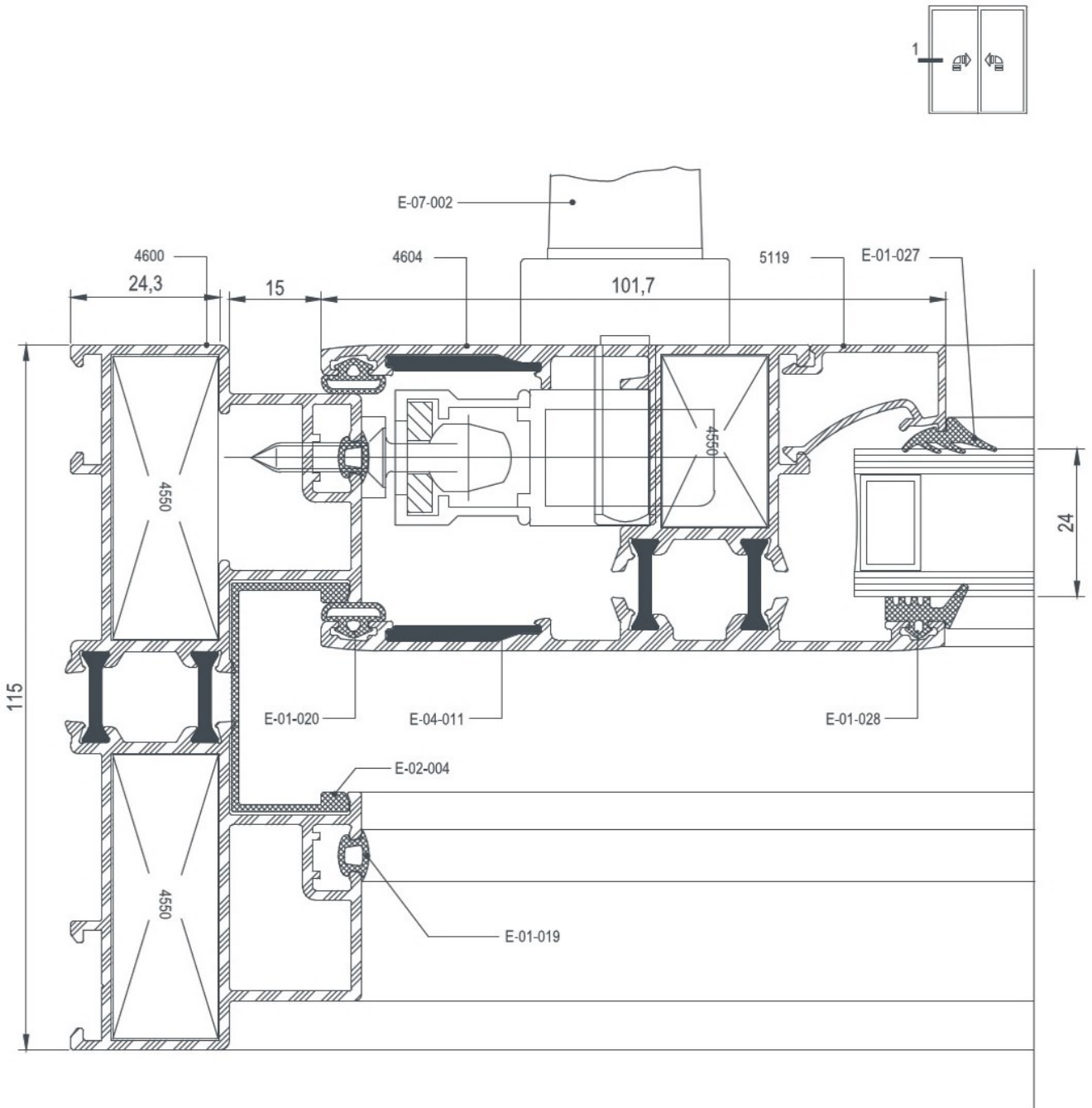


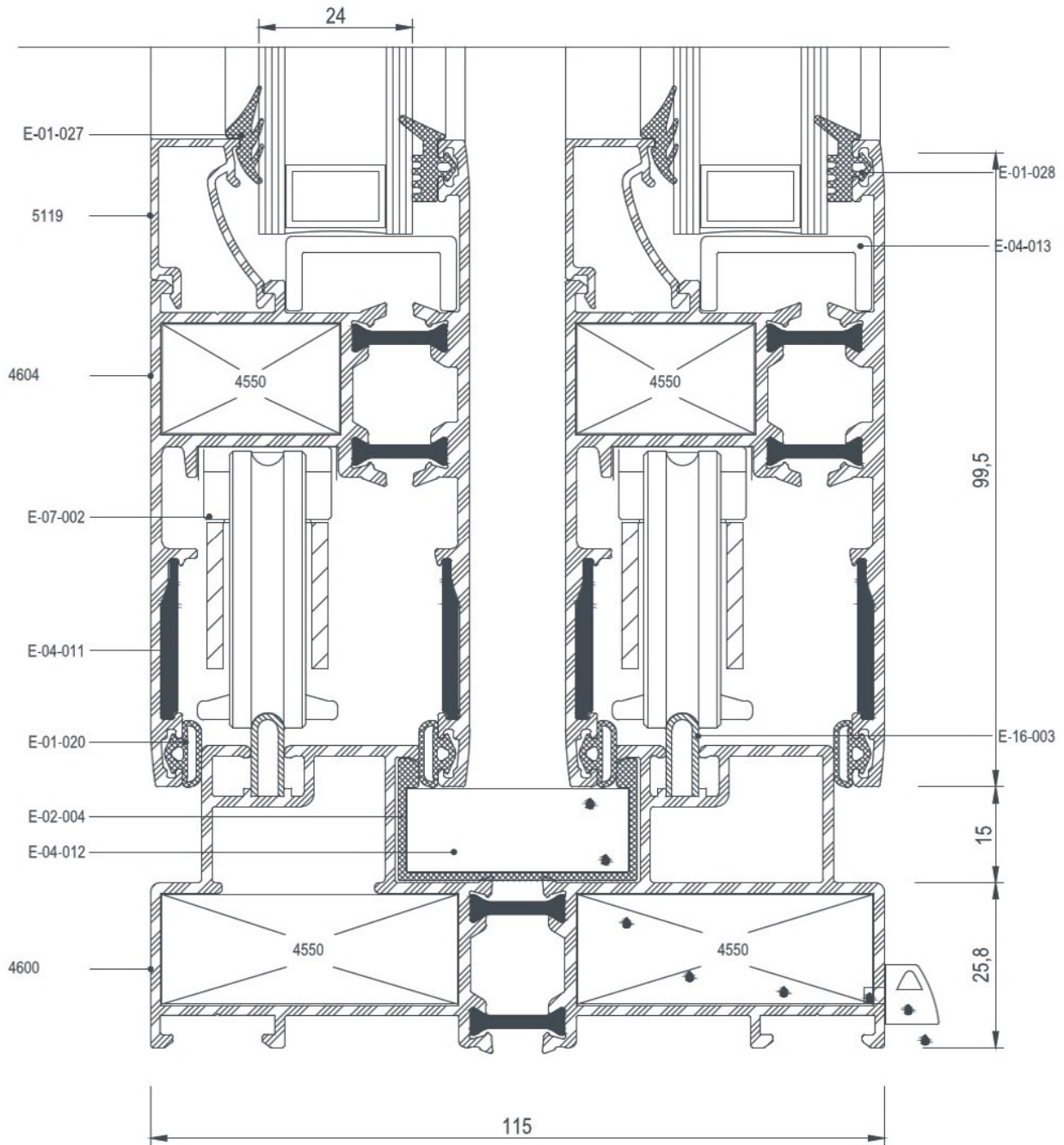
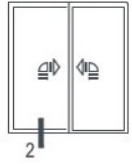
CAM ÇİTASI Glazing Bead	İÇ CAM FİTİLİ Glazing Gasket (in)	CAM KALINLIĞI Glas Thickness	DIŞ CAM FİTİLİ Glazing Gasket (out)
4620	E-01-001	32 mm	E-01-018
5118	E-01-001	26 mm	E-01-018
5119	E-01-001	24 mm	E-01-018
5120	E-01-001	22 mm	E-01-018
5122	E-01-001	20 mm	E-01-018
5123	E-01-001	18 mm	E-01-018

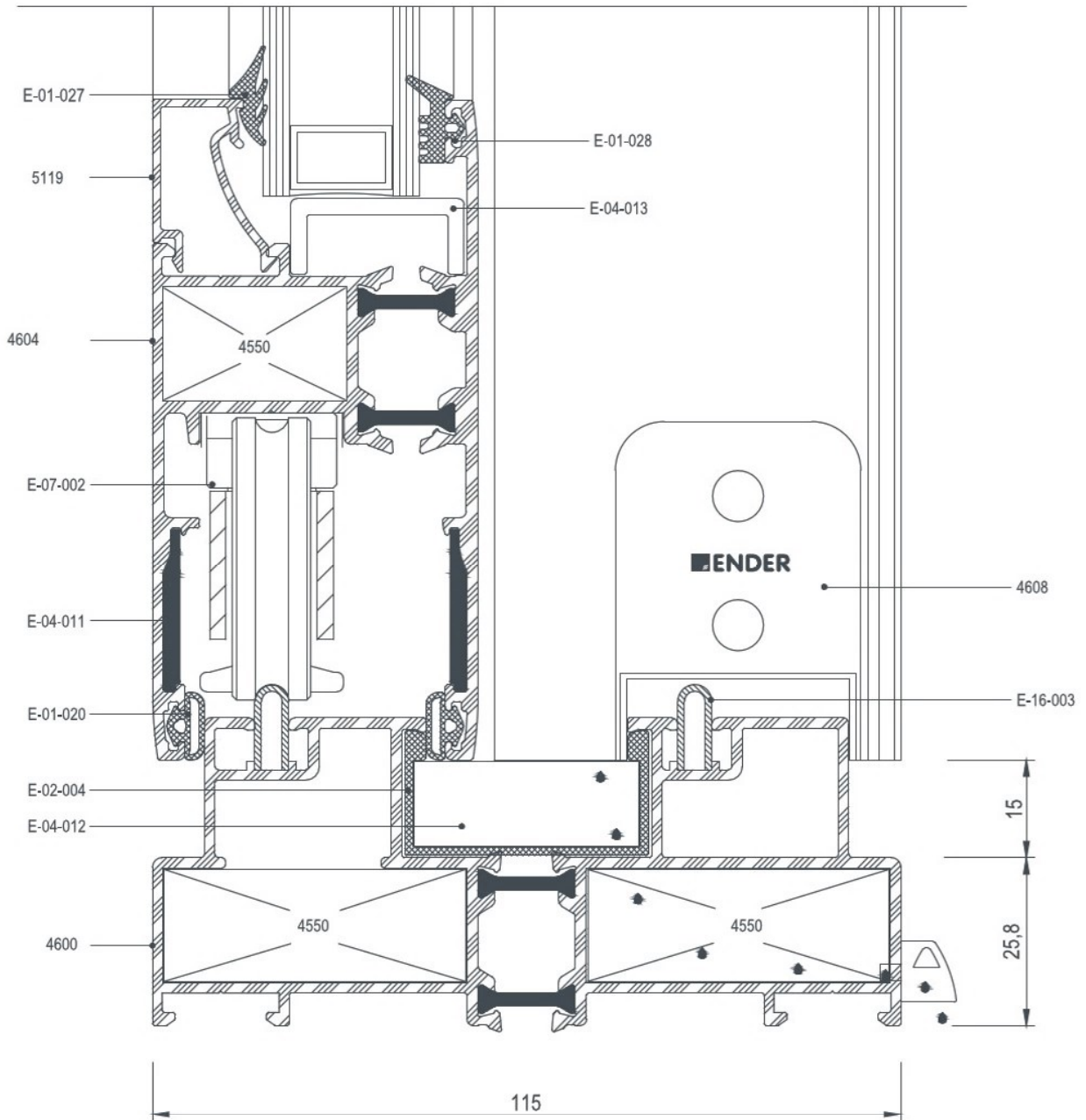


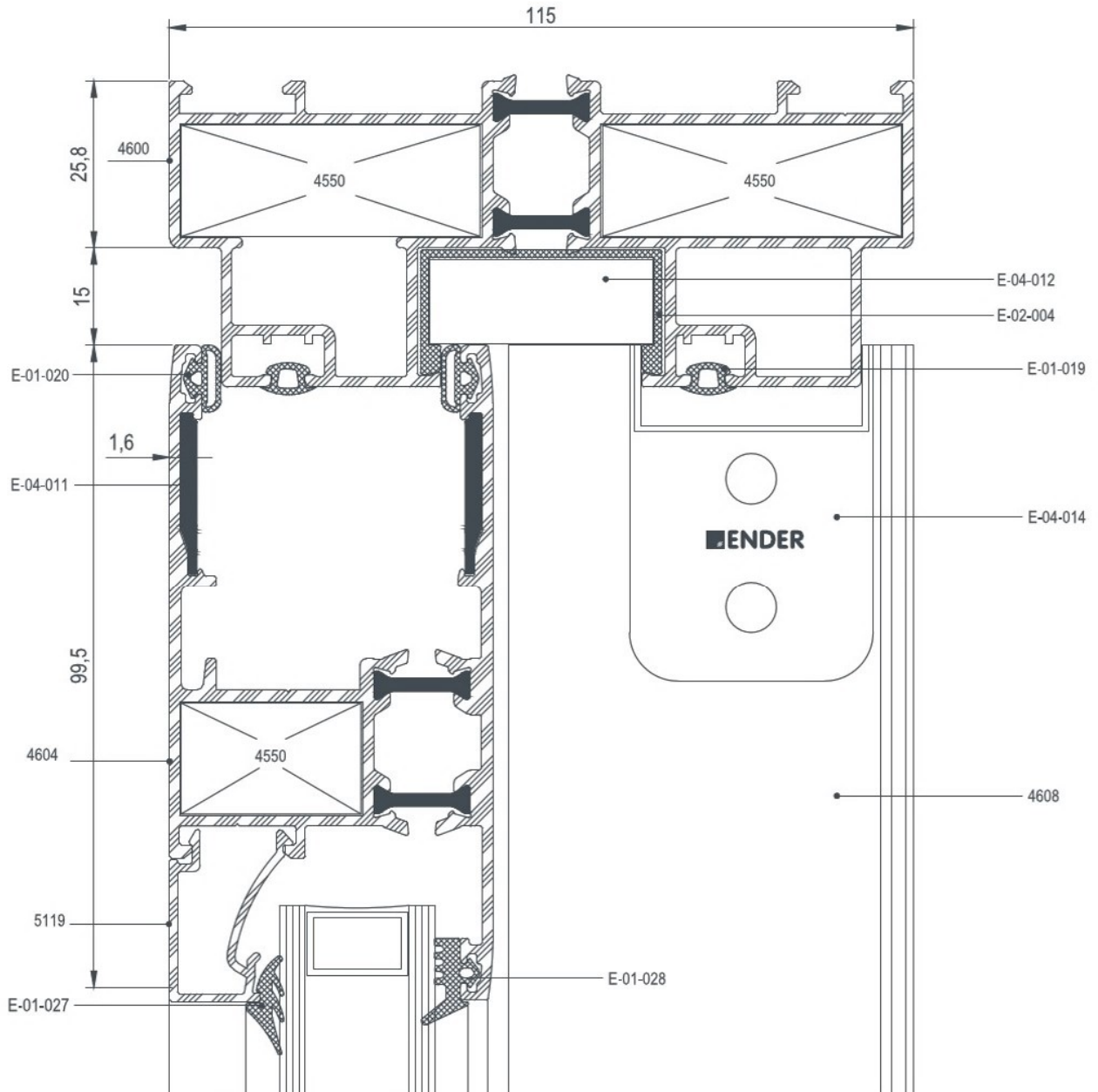
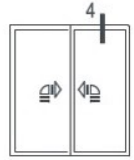
E 115

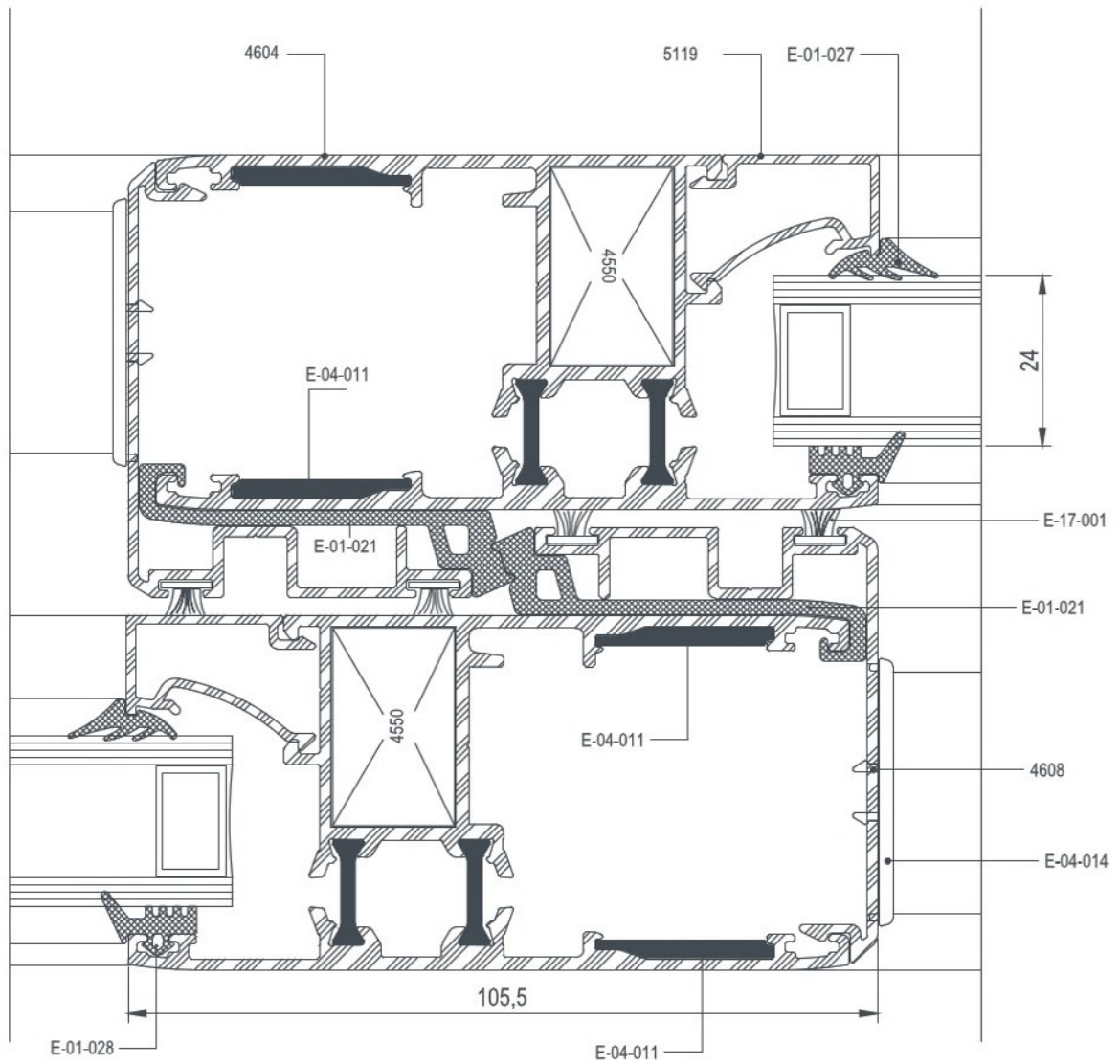
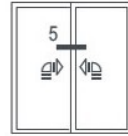
DETAYLAR
DETAILS

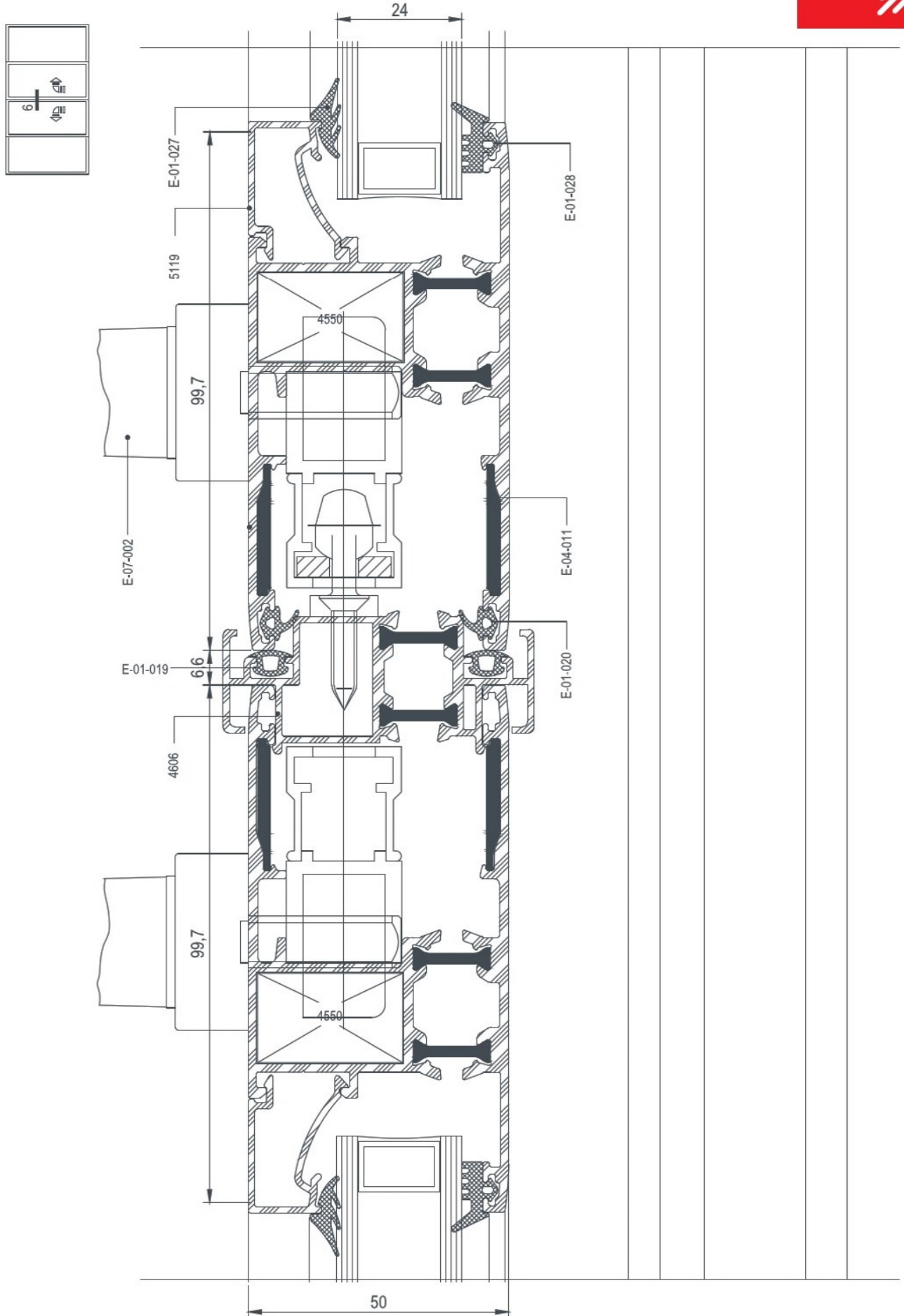


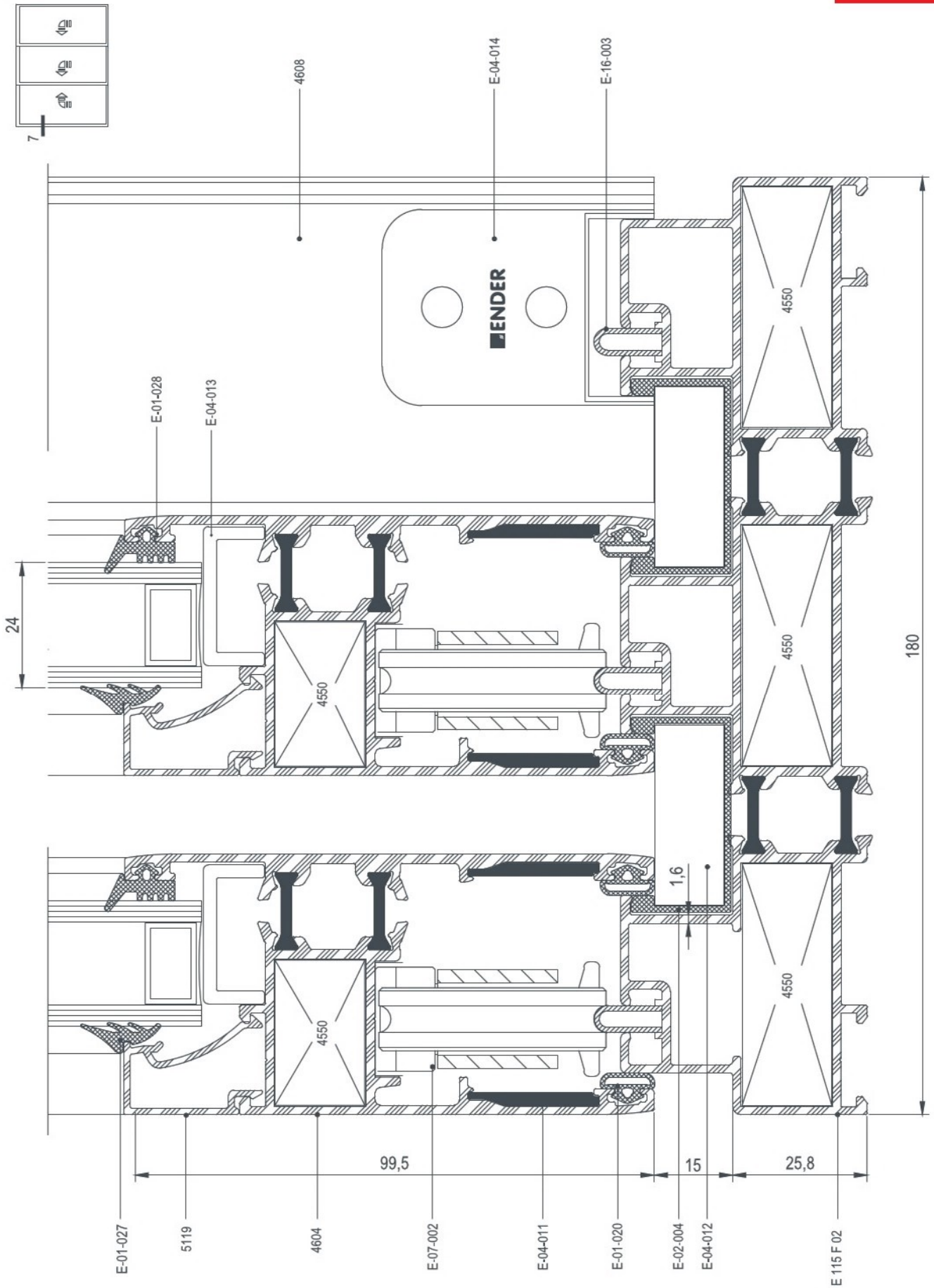


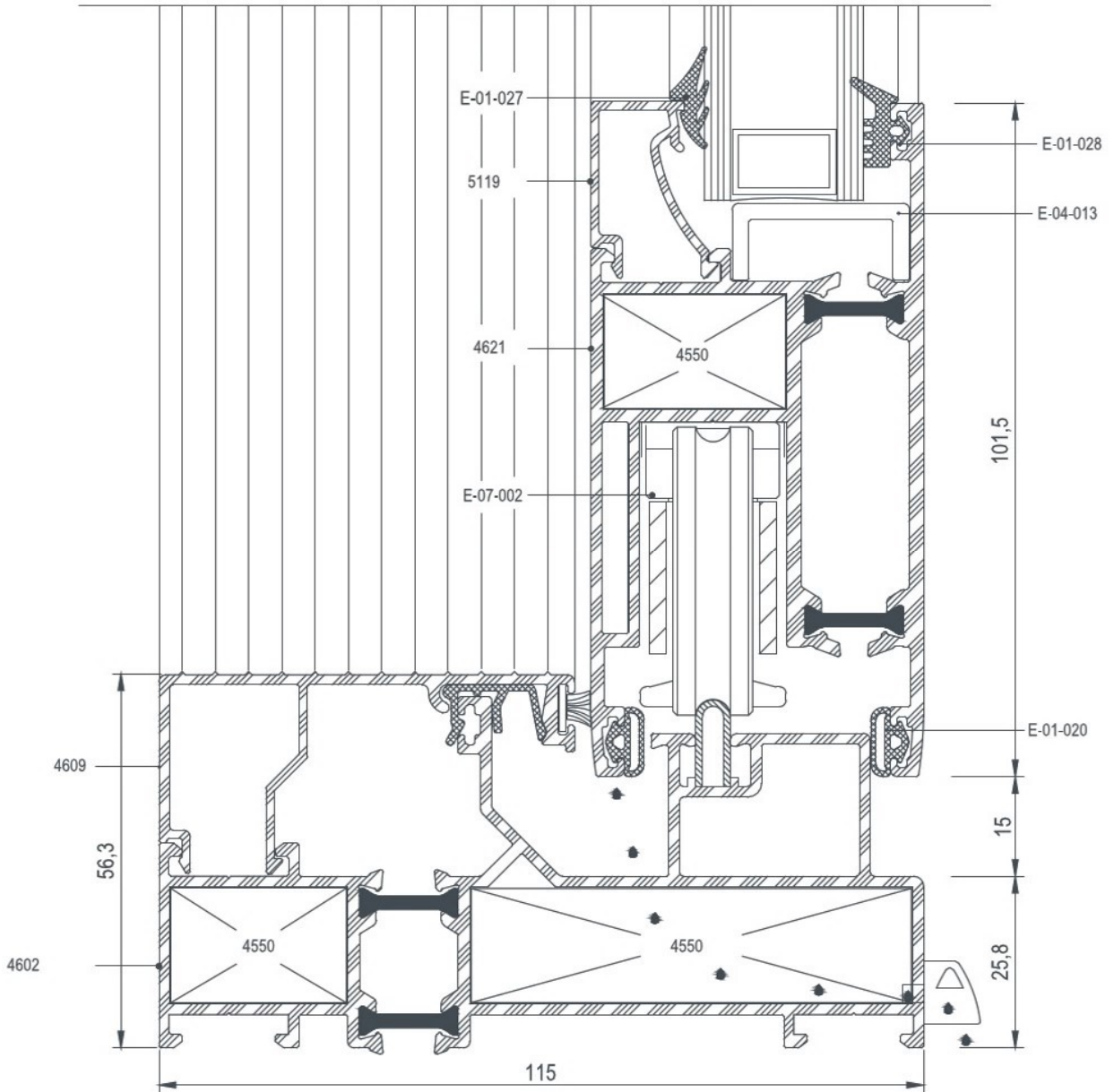


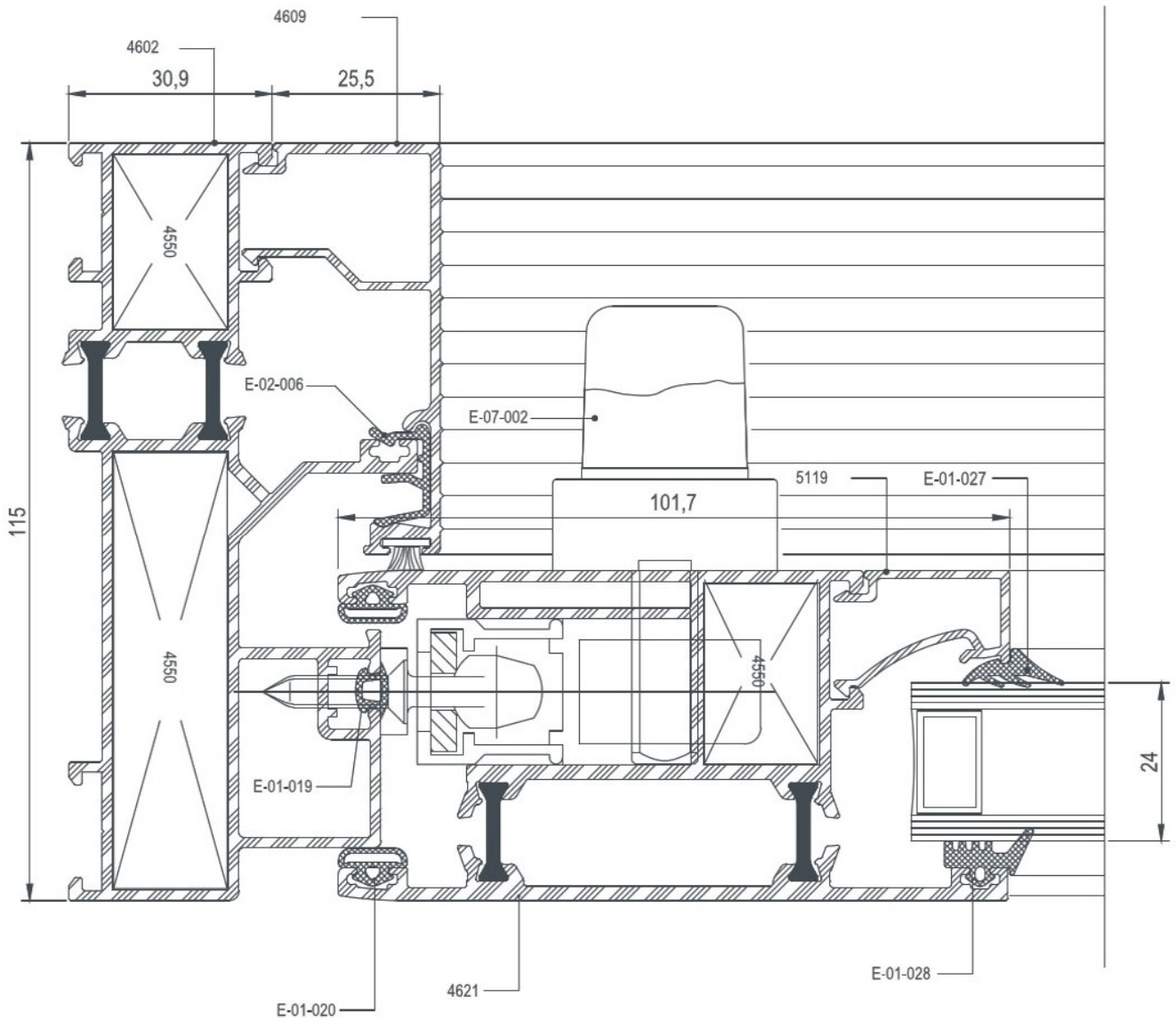
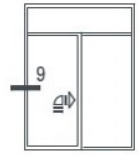


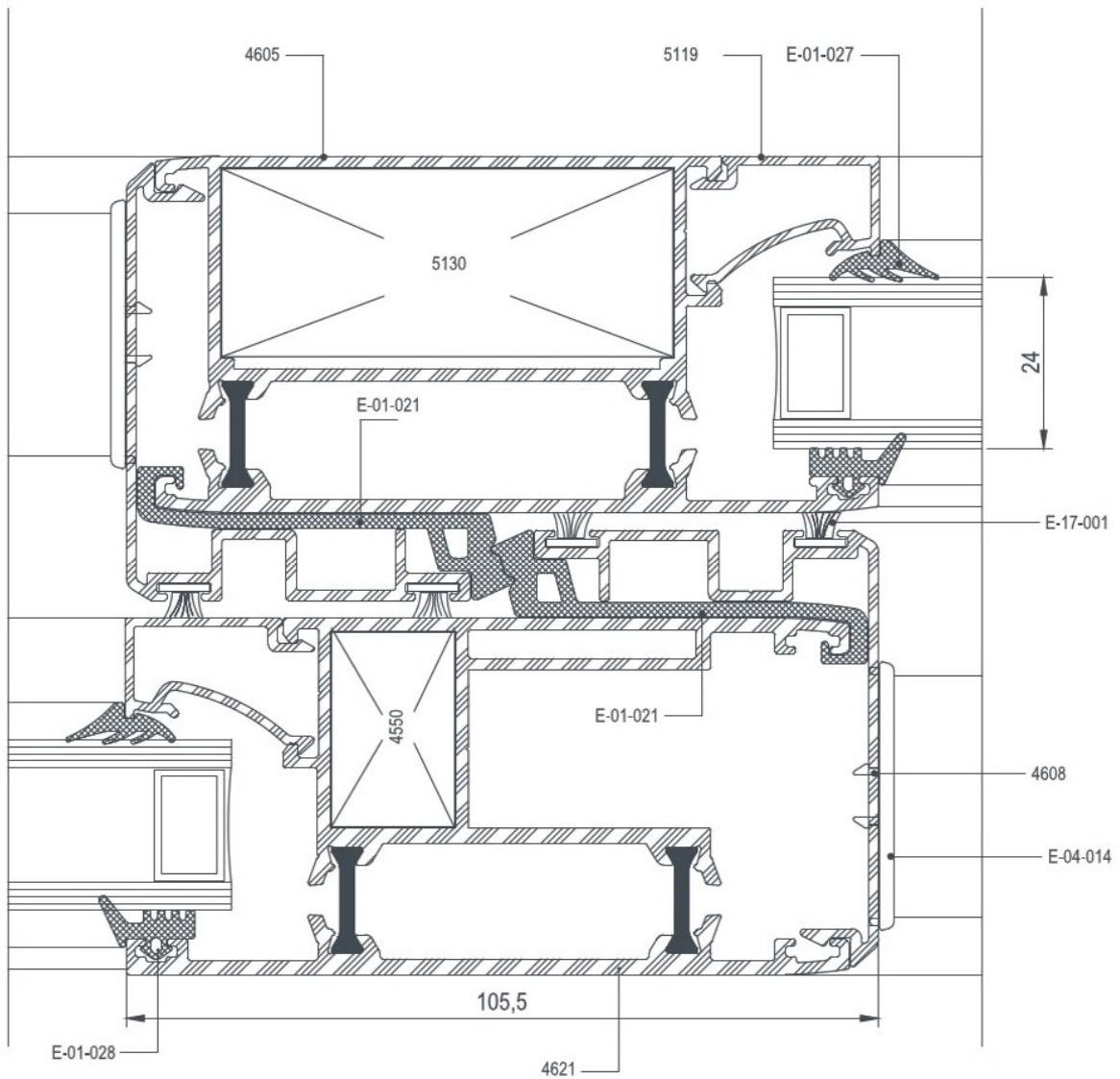
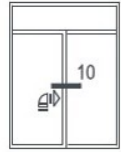


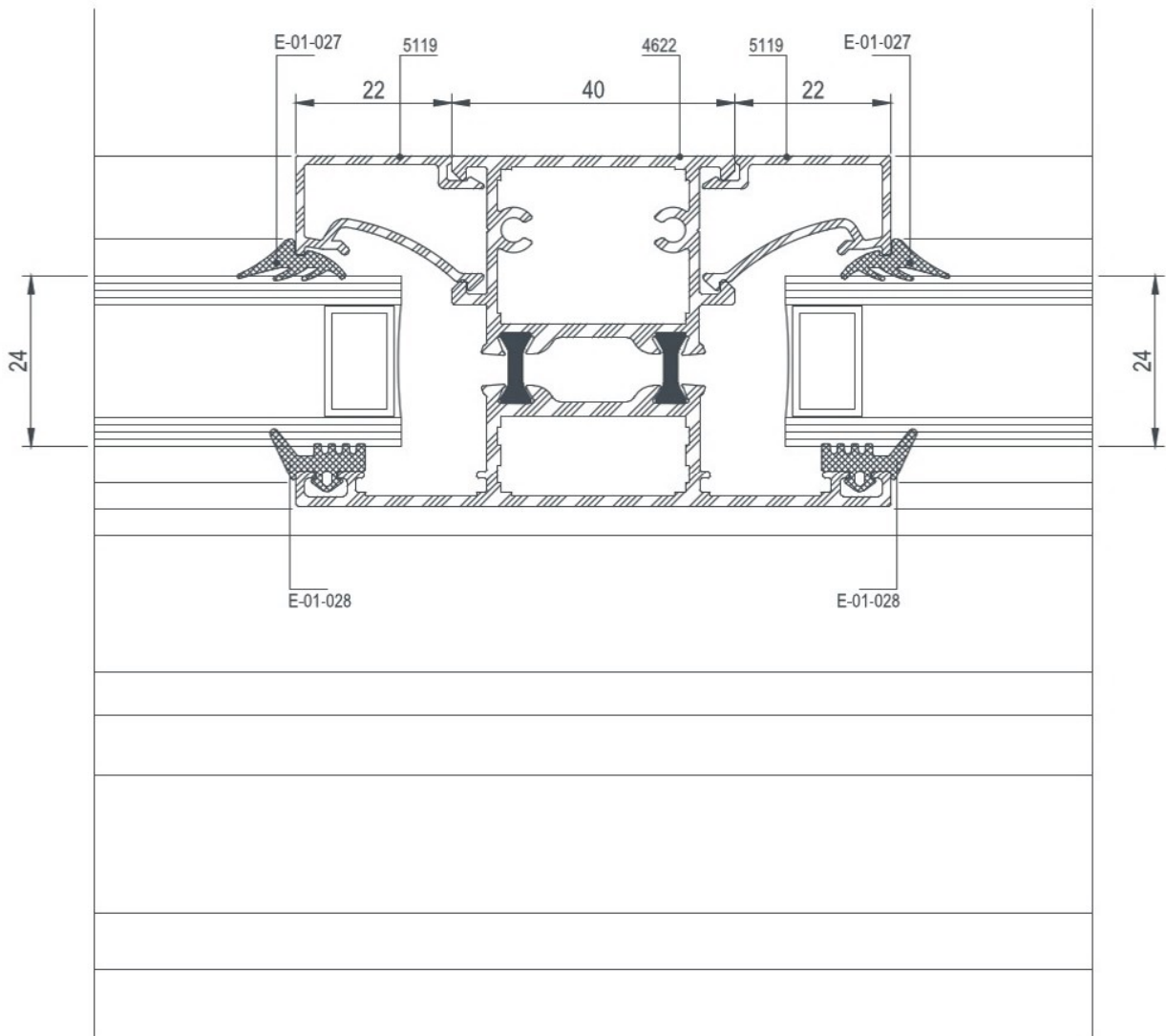
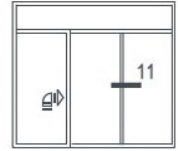


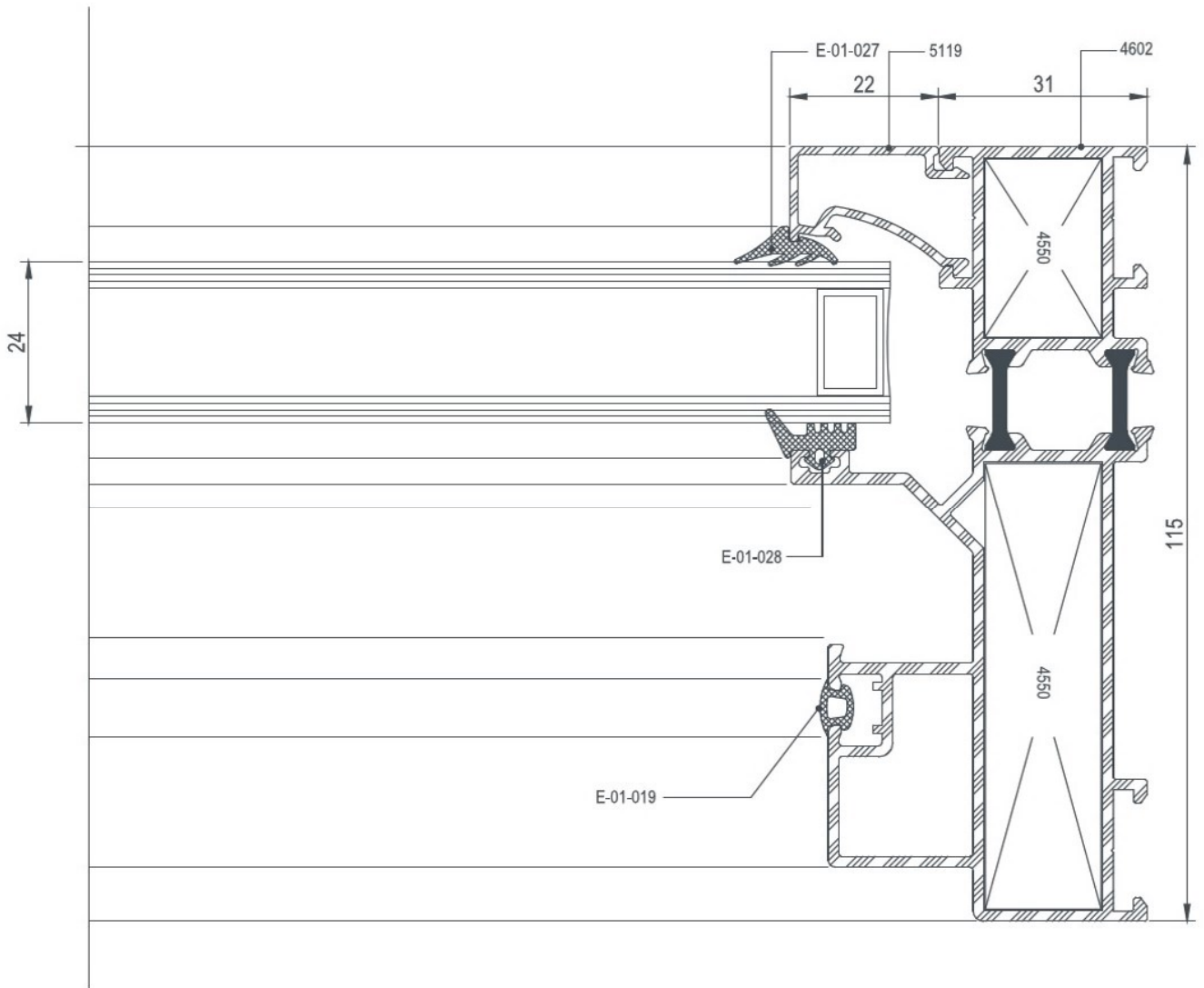


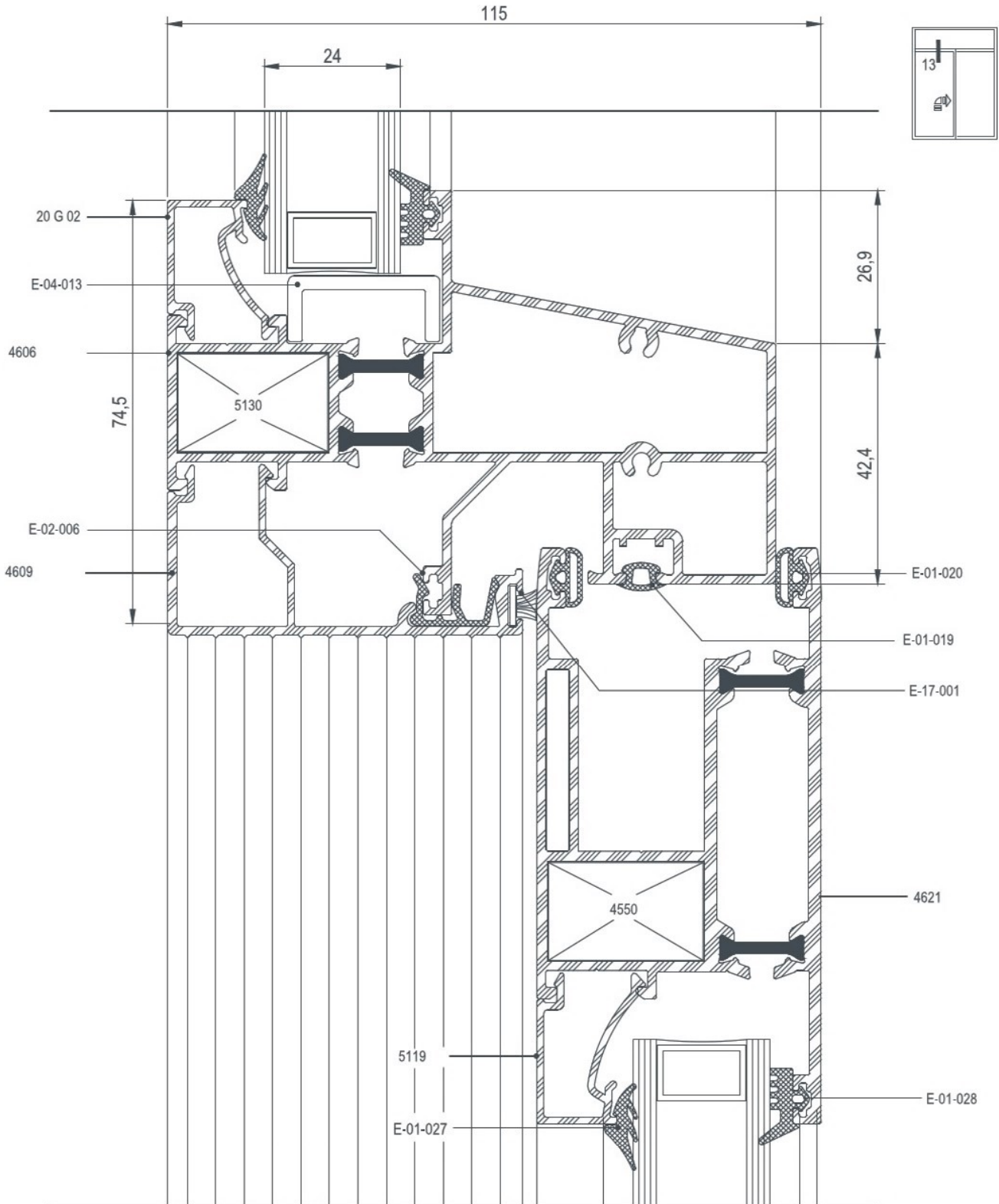


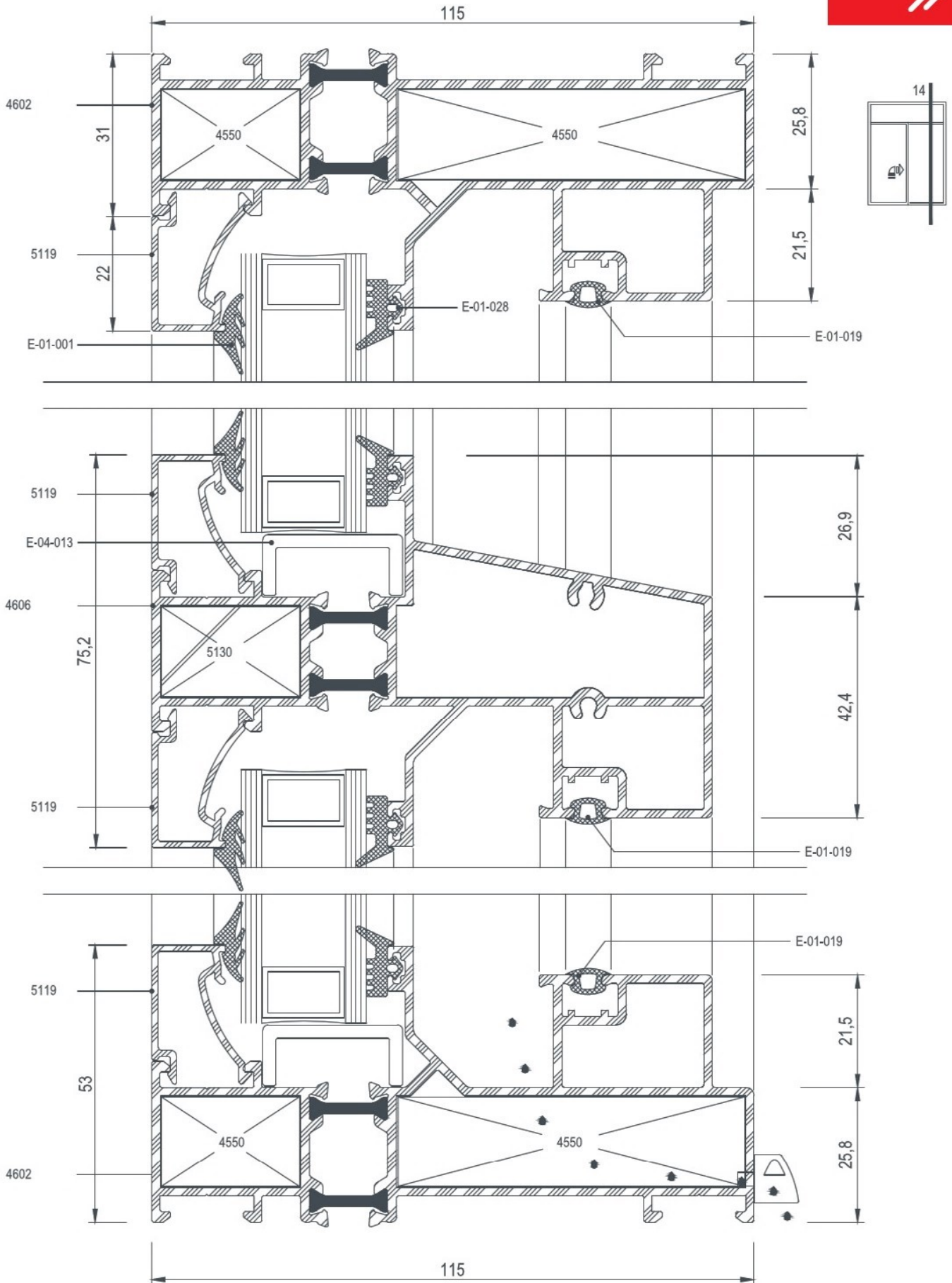









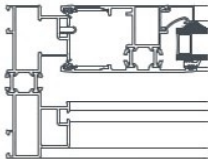

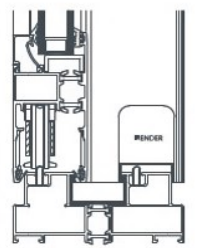

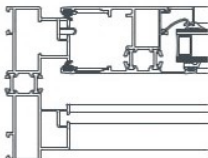
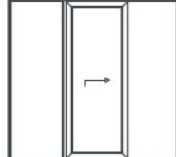
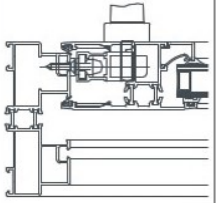

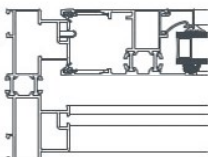
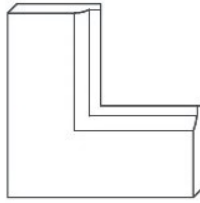
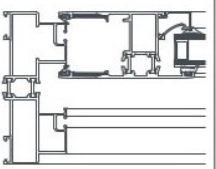

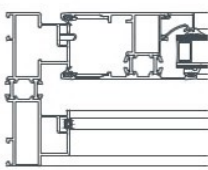
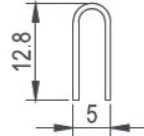
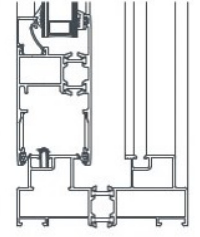

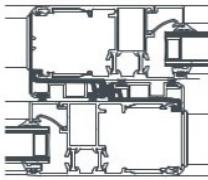
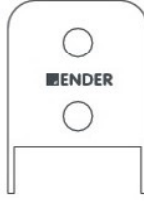
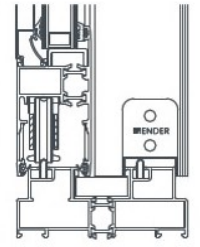


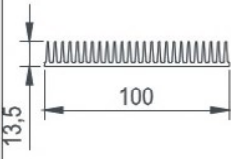
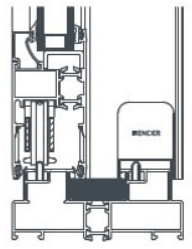

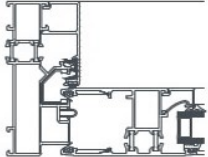

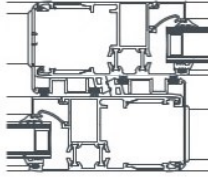

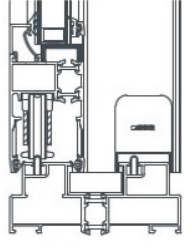




E 115

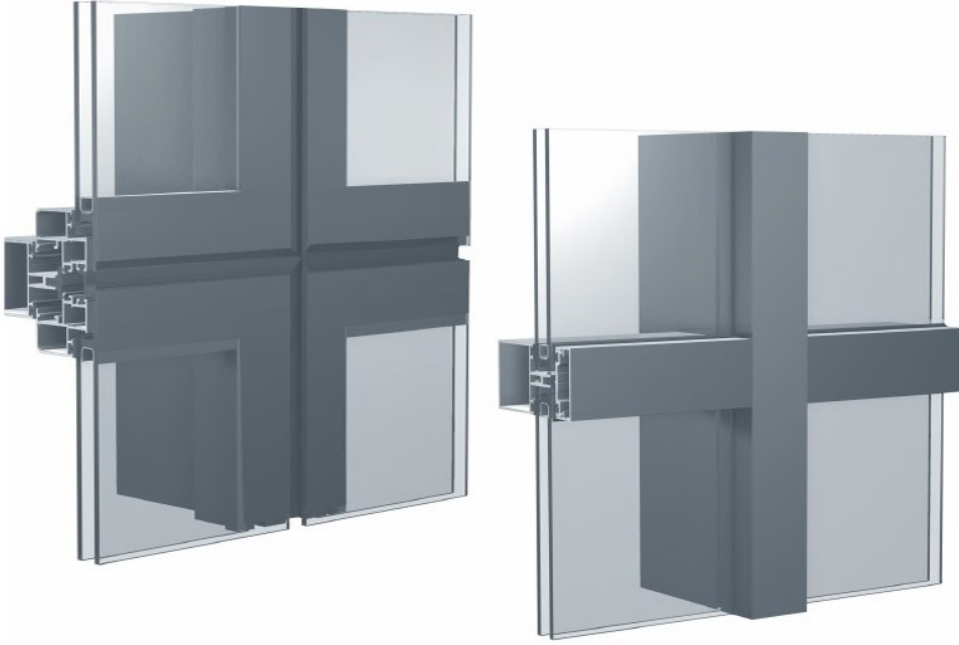
AKSESUARLAR
ACCESSORIES

	<p>E-01-027 3mm iç cam fitili 3mm gasket 45 gr/mt</p>			<p>E-02-004 PVC adaptör PVC adapter</p>	
	<p>E-01-020 Bini Fitili Acoustical Gasket 43 gr/mt</p>			<p>E-07-002 Kaldır-Sür Aksuarı Lift&Slide Accessories</p>	
	<p>E-01-028 4mm Dış cam fitili 4mm gasket 62 gr/mt</p>			<p>E-04-011 Pvc Köşe Çavuşu Pvc Corner Cleat</p>	
	<p>E-01-019 Ray Fitili Rail gasket 24 gr/mt</p>			<p>E-16-003 Çelik Ray Steel Rail</p>	
	<p>E-01-021 Kenet fitili Connection gasket 228 gr/mt</p>			<p>E-04-014 Pvc Ray Kapağı PVC Vent Cap</p>	

	<p>E-04-012 Sızdırmazlık Parçası Sealing Part EPDM</p>				
	<p>E-02-006 PVC Kenet PVC Connector</p>				
	<p>E-17-001 Kil fitil Brush</p>				
	<p>E-04-013 Cam Takozu Glass Wedge</p>				



EF 50



GİYDİRME CEPHE SİSTEMLERİ

CURTAIN WALL SYSTEMS



COD Code	PROFİL KESİTİ Profile View	PROFİL AÇIKLAMASI Profile Description	AGIRLIK (kg/m) Weight	Jxx cm4	Jyy cm4	Wxx cm3	Wyy cm3
5900		DÜŞEY PROFİL MULLION PROFILE	1,928	78,80	22,96	13,77	9,18
5901		DÜŞEY PROFİL MULLION PROFILE	2,145	127,50	27,57	19,35	11,02
5902		DÜŞEY PROFİL MULLION PROFILE	2,361	191,80	32,17	25,48	12,86
5903		DÜŞEY PROFİL MULLION PROFILE	2,578	273,35	36,78	31,72	14,70
5904		DÜŞEY PROFİL MULLION PROFILE	3,076	424,88	45,23	43,32	18,08
5905		DÜŞEY PROFİL MULLION PROFILE	2,686	321,12	39,08	35,07	15,62
5914		DÜŞEY PROFİL MULLION PROFILE	3,880	843,36	56,93	68,81	22,76
5906		YATAY PROFİL TRANSOM PROFILE	1,526	71,40	19,42	12,90	7,76
5907		YATAY PROFİL TRANSOM PROFILE	1,749	120,30	23,50	18,16	9,40
5908		YATAY PROFİL TRANSOM PROFILE	2,092	186,44	29,97	24,75	11,99
5910		YATAY PROFİL TRANSOM PROFILE	2,430	271,23	36,95	31,67	14,78



COD Code	PROFIL KESİTİ Profile View	PROFIL AÇIKLAMASI Profile Description	AGIRLIK (kg/m) Weight	Jxx cm ⁴	Jyy cm ⁴	Wxx cm ³	Wyy cm ³
5911		YATAY PROFİL TRANSOM PROFILE	2,646	368,23	41,56	38,66	16,62
5912		YATAY PROFİL TRANSOM PROFILE	2,183	288,88	32,86	32,00	13,14
5915		YATAY PROFİL TRANSOM PROFILE	3,479	723,95	55,77	61,34	22,31
1714		KASET PROFİLİ SASH PROFILE	1,085	17,40	3,57	4,58	1,66
1715		KASET PROFİLİ SASH PROFILE	0,366	1,25	0,60	0,55	0,50
1716		KASET PROFİLİ SASH PROFILE	0,420	1,68	0,60	1,04	1,68
1717		KASET PROFİLİ SASH PROFILE	1,020	13,21	3,36	3,76	1,32
1718		KASET PROFİLİ SASH PROFILE	1,003	11,96	3,50	3,67	1,56
1719		KASET PROFİLİ SASH PROFILE	1,345	20,20	3,64	4,94	1,67
1720		KASET PROFİLİ SASH PROFILE	1,336	18,70	4,14	4,91	1,81
1721		KASET PROFİLİ SASH PROFILE	1,316	19,92	3,60	5,10	1,62



COD Code	PROFİL KESİTİ Profile View	PROFİL AÇIKLAMASI Profile Description	AGIRLIK (kg/m) Weight	Jxx cm4	Jyy cm4	Wxx cm3	Wyy cm3
1722		GİZLİ KANAT KASAT PROFİLİ HIDDEN SASH FOR FRAME PROFILE	1,067	24,10	1,73	5,30	1,09
1723		GİZLİ KANAT KASAT PROFİLİ HIDDEN SASH FOR FRAME PROFILE	0,934	18,36	1,50	4,32	0,92
1724		KAPAK ALTI PROFİLİ COVER BOTTOM PROFILE	0,445	3,49	0,10	1,50	0,13
1725		KAPAK PROFİLİ COVER PROFILE	0,316	4,27	0,22	1,70	0,20
1726		KAPAK PROFİLİ COVER PROFILE	0,268	3,32	0,12	1,32	0,13
1727		KAPAK PROFİLİ COVER PROFILE	0,621	8,47	2,43	3,39	1,11
1728		KAPAK PROFİLİ COVER PROFILE	0,606	7,70	3,17	3,07	1,40
1729		KAPAK ALTI PROFİLİ COVER BOTTOM PROFILE	0,527	6,02	0,10	2,12	0,14
1730		KAPAK PROFİLİ COVER PROFILE	0,351	6,61	0,24	2,20	0,20
1731		KAPAK PROFİLİ COVER PROFILE	0,303	5,20	0,12	1,73	0,13
1732		KAPAK PROFİLİ COVER PROFILE	0,921	18,61	10,85	4,42	4,34



COD Code	PROFİL KESİTİ Profile View	PROFİL AÇIKLAMASI Profile Description	AGIRLIK (kg/m) Weight	Jxx cm4	Jyy cm4	Wxx cm3	Wyy cm3
1733		KAPAK PROFİLİ COVER PROFILE	1,094	37,10	12,61	7,00	5,04
1734		KAPAK PROFİLİ COVER PROFILE	1,373	72,17	16,15	10,83	6,46
1735		KAPAK PROFİLİ COVER PROFILE	1,716	127,95	18,32	16,16	6,68
1736		KAPAK ALTI PROFİLİ COVER BOTTOM PROFILE	0,685	4,27	2,20	1,95	1,20
1737		KAPAK PROFİLİ COVER PROFILE	0,300	3,62	0,37	1,55	0,30
1740		TEK CAM PROFİLİ SINGLE GLAZING PROFILE	0,283	0,80	0,15	0,55	0,30
1741		DUVAR BİTİŞ PROFİLİ FINISHING DETAIL PROFILE	0,863	7,28	1,31	1,80	0,90
1742		ADAPTÖR PROFİLİ ADAPTER PROFILE	0,508	3,55	0,26	1,37	0,24
1745		CAM ARA ÇITA PROFİLİ GLAZING PROFILE	0,258	-----	-----	-----	-----
1746		TİJ PROFİLİ SASH PROFILE	0,115	-----	-----	-----	-----
1748		CAM BAĞLANTI PROFİLİ GLAZING CONNECTION PROFILE	0,265	-----	-----	-----	-----



COD Code	PROFİL KESİTİ Profile View	PROFİL AÇIKLAMASI Profile Description	AGIRLIK (kg/m) Weight	Jxx cm4	Jyy cm4	Wxx cm3	Wyy cm3
1751		CAM BAĞLANTI PROFİLİ GLAZING CONNECTION PROFILE	0,339	-----	-----	-----	-----
5913		KASET PROFİLİ SASH PROFILE	1,063	15,37	3,47	4,16	1,59
1619		TEK CAM PROFİLİ SINGLE GLAZING PROFILE	0,206	0,30	0,10	0,27	0,20
5916		KASET BAĞLANTI PROFİLİ SASH CONNECTION PROFILE	0,317	-----	-----	-----	-----
5917		KASET BAĞLANTI PROFİLİ SASH CONNECTION PROFILE	0,261	-----	-----	-----	-----
1752		DİLATASYON PROFİLİ DILATATION PROFILE	5,992	-----	-----	-----	-----
1753		YATAY KAYIT BAĞ. PROFİLİ TRANSOM CONNECTION PROFILE	1,491	-----	-----	-----	-----
1754		YATAY KAYIT BAĞ. PROFİLİ TRANSOM CONNECTION PROFILE	0,885	-----	-----	-----	-----
1755		KÖŞE TAKOZ PROFİLİ CORNER JOINT	2,434	-----	-----	-----	-----
1756		KÖŞE TAKOZ PROFİLİ CORNER JOINT	2,474	-----	-----	-----	-----



EF 50

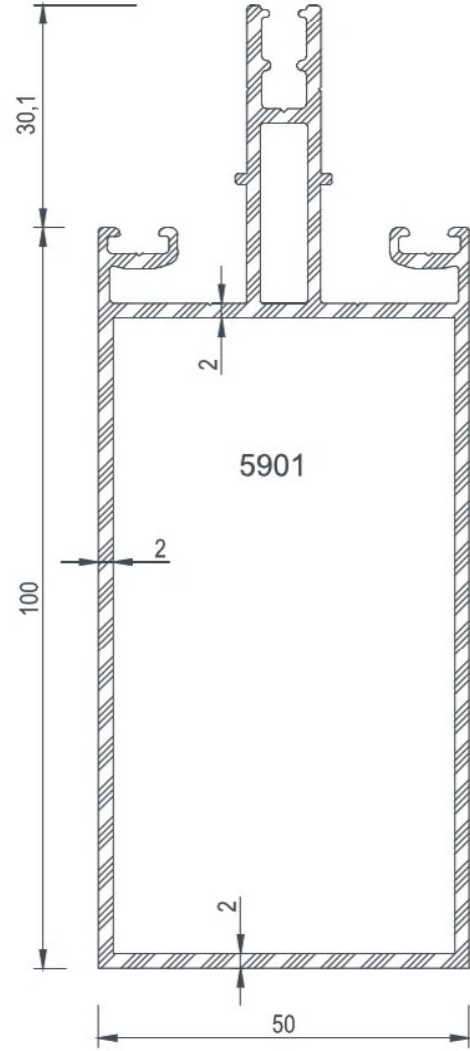
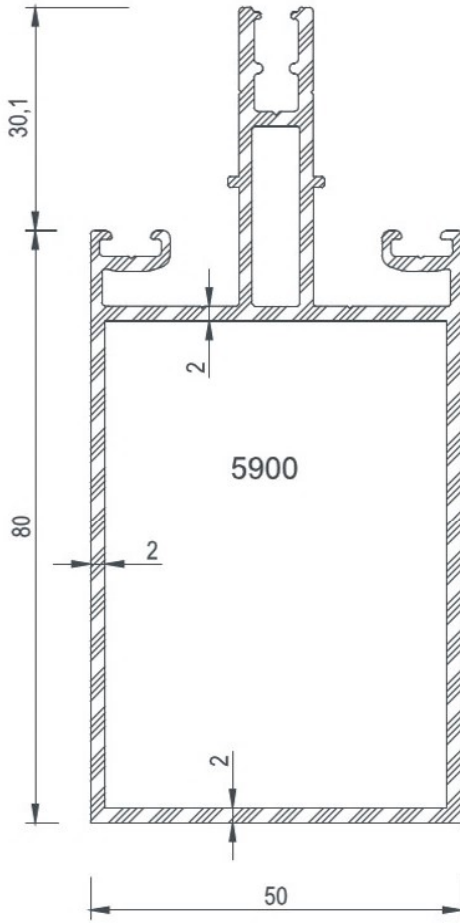
PROFİLLER

PROFILES

GİYDİRME CEPHE SİSTEMLERİ
CURTAIN WALL SYSTEMS



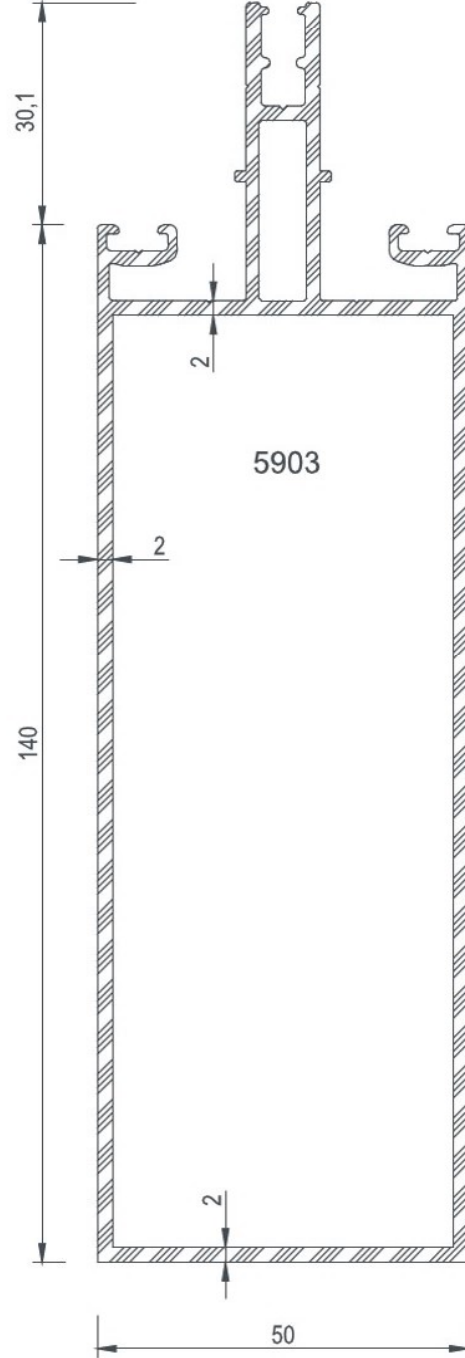
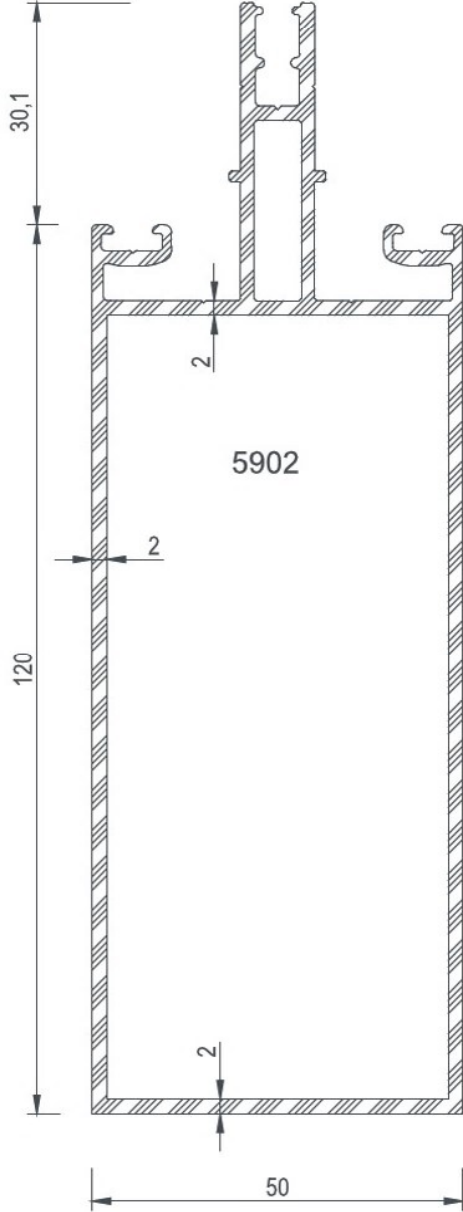
COD Code	AGIRLIK (kg/m) Weight	Jxx cm ⁴	Jyy cm ⁴	Jxx cm ³	Jyy cm ³	L m
5900	1,928	78,80	22,96	13,77	9,18	6
5901	2,145	127,50	27,57	19,35	11,02	6



DİLATASYON PROFİLİ Dilatation Profile	DİLATASYON BAĞLANTI PROFİLİ Dilatation Connection Profile		KESİM ÖLÇÜSÜ Cutting Size
	PROFİL KODU Profile Code	AKSESUAR KODU Accessory Code	
5900	1752	1752-65,3	65,3 mm
5901	1752	1752-85,3	85,3 mm



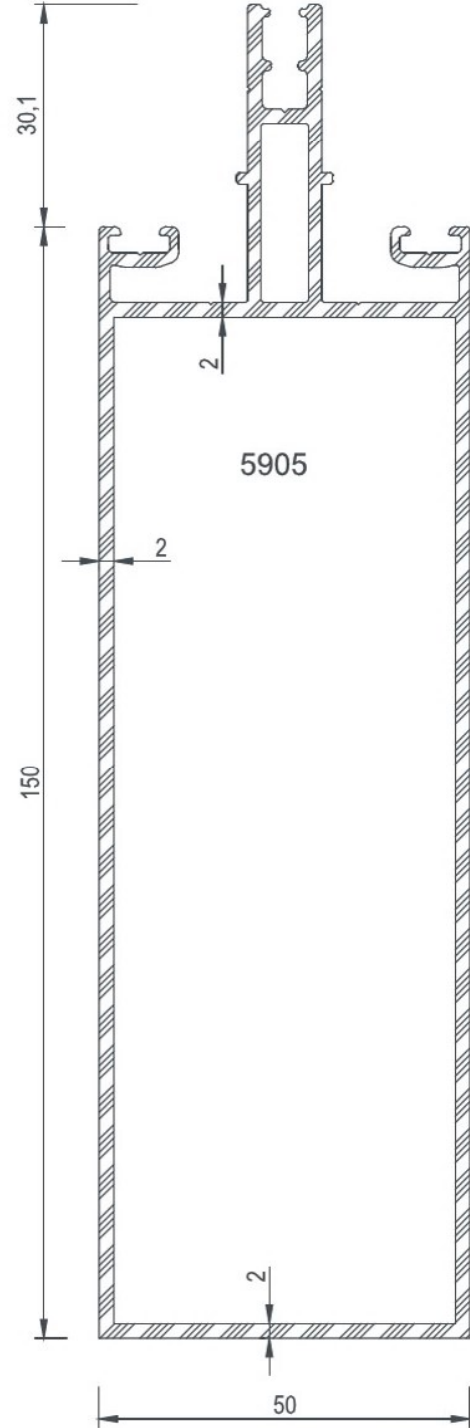
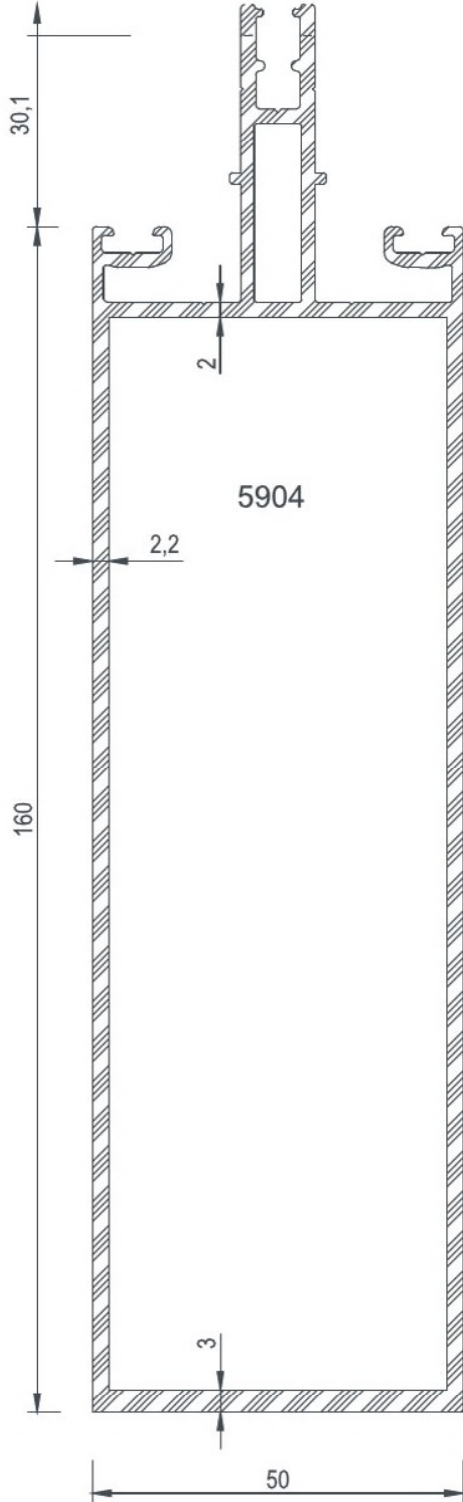
COD Code	AGIRLIK (kg/m) Weight	J _{xx} cm ⁴	J _{yy} cm ⁴	J _{xx} cm ³	J _{yy} cm ³	L m
5902	2,361	191,80	32,17	25,48	12,86	6
5903	2,578	273,35	36,78	31,72	14,70	6



DİLATASYON PROFİLİ Dilatation Profile	DİLATASYON BAĞLANTI PROFİLİ Dilatation Connection Profile		KESİM ÖLÇÜSÜ Cutting Size
	PROFİL KODU Profile Code	AKSESUAR KODU Accessory Code	
5902	1752	1752-103,3	103,3 mm
5903	1752	1752-122,3	122,3 mm



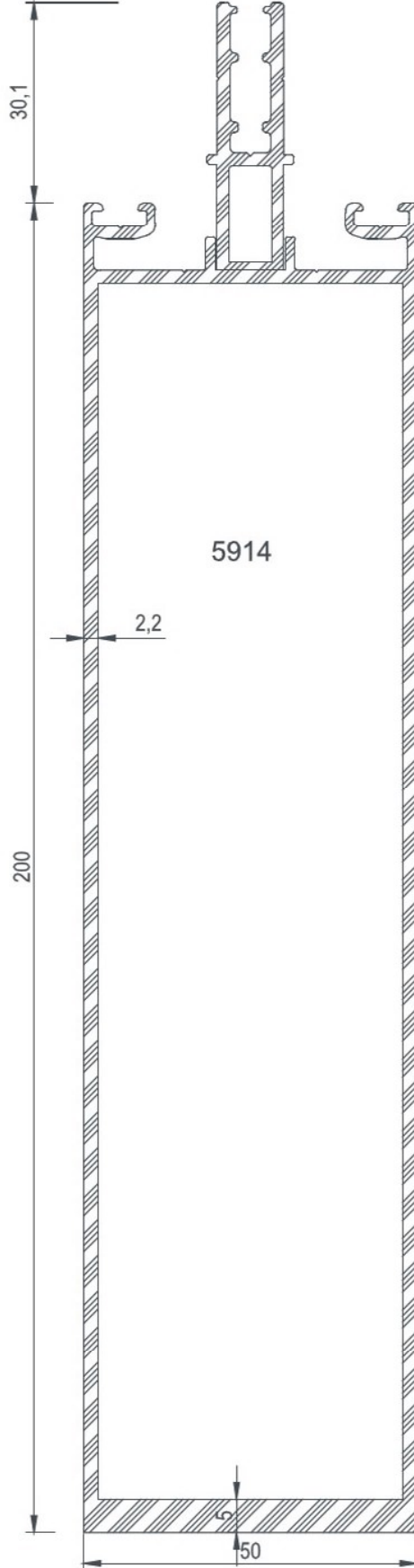
COD Code	AGIRLIK (kg/m) Weight	Jxx cm4	Jyy cm4	Jxx cm3	Jyy cm3	L m
5904	3,076	424,88	45,23	43,32	18,08	6
5905	2,686	321,12	39,08	35,07	15,62	6



DİLATASYON PROFİLİ Dilatation Profile	DİLATASYON BAĞLANTI PROFİLİ Dilatation Connection Profile		KESİM ÖLÇÜSÜ Cutting Size
	PROFİL KODU Profile Code	AKSESUAR KODU Accessory Code	
5904	1752	1752-144,3	144,3 mm
5905	1752	1752-135,3	135,3 mm



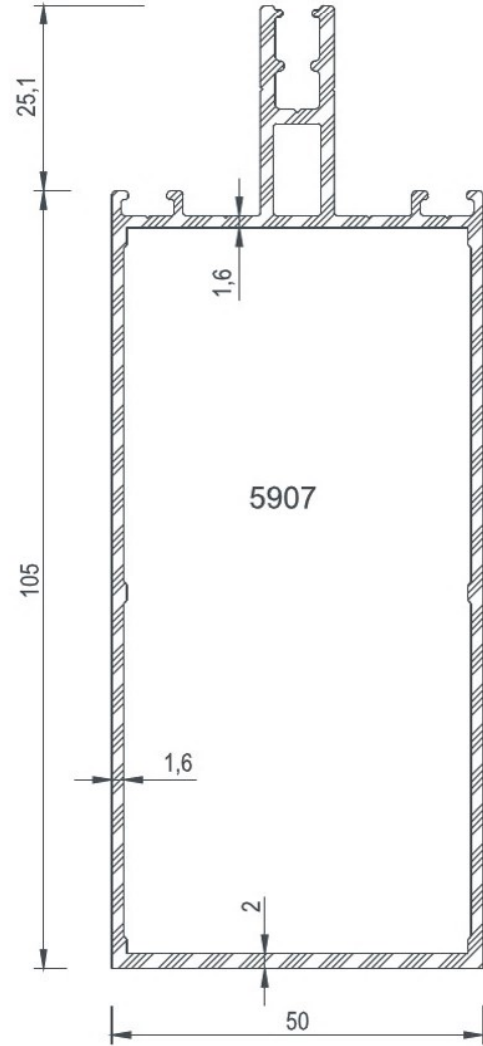
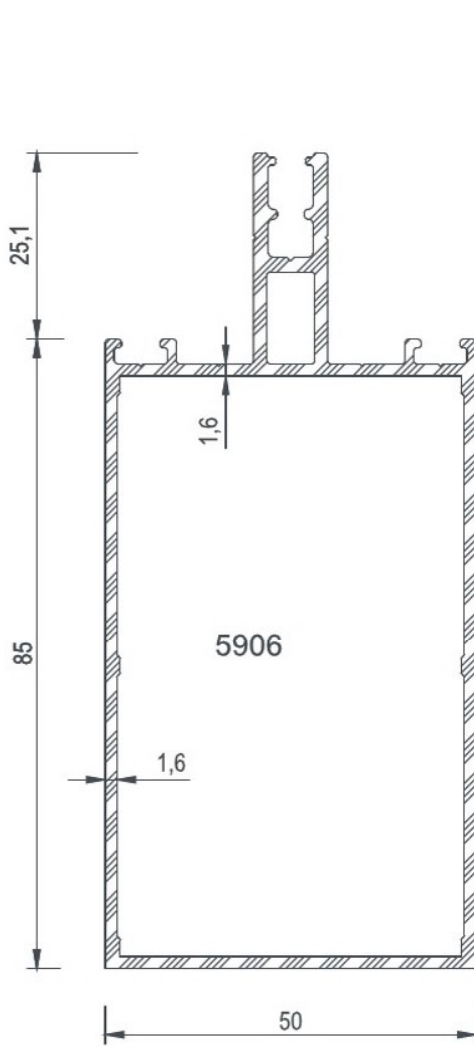
COD Code	AGIRLIK (kg/m) Weight	Jxx cm4	Jyy cm4	Jxx cm3	Jyy cm3	L m
5914	3,880	843,36	56,93	68,81	22,76	6



DİLATASYON PROFİLİ Dilatation Profile	DİLATASYON BAĞLANTI PROFİLİ Dilatation Connection Profile		KESİM ÖLÇÜSÜ Cutting Size
	PROFİL KODU Profile Code	AKSESUAR KODU Accessory Code	
5914	1752	1752-182,3	182,3 mm



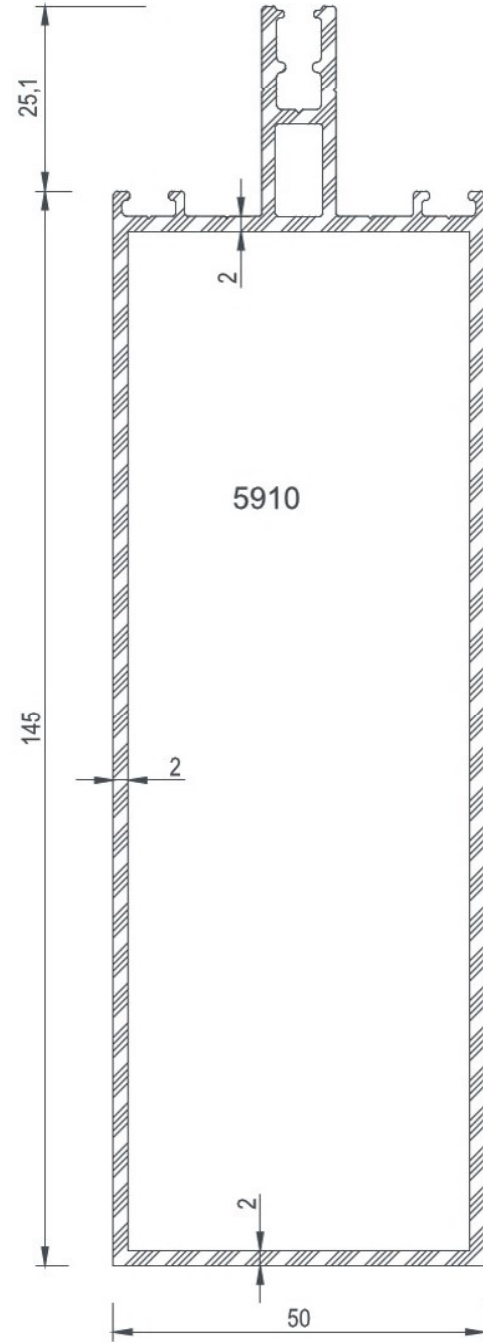
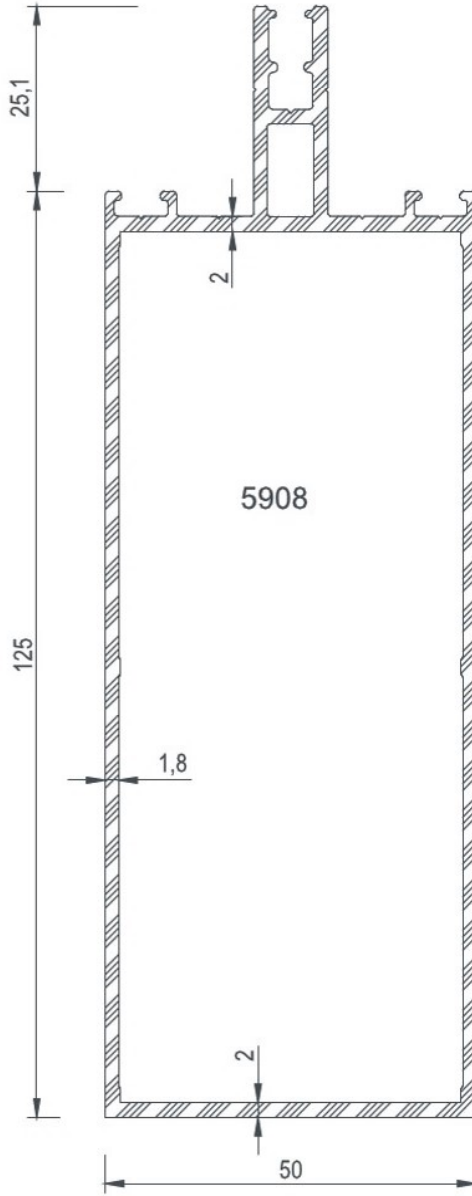
COD Code	AGIRLIK (kg/m) Weight	Jxx cm ⁴	Jyy cm ⁴	Jxx cm ³	Jyy cm ³	L m
5906	1,526	71,40	19,42	12,90	7,76	6
5907	1,749	120,30	23,50	18,16	9,40	6



"U" BAĞLANTI "U" Prof.	"U" BAĞLANTI PROFİLİ "U" Connection Profile		KESİM ÖLÇÜSÜ Cutting Size
	PROFİL KODU Profile Code	AKSESUAR KODU Accessory Code	
5906	1754	1754-77,9	77,8 mm
5907	1754	1754-97,5	97,4 mm



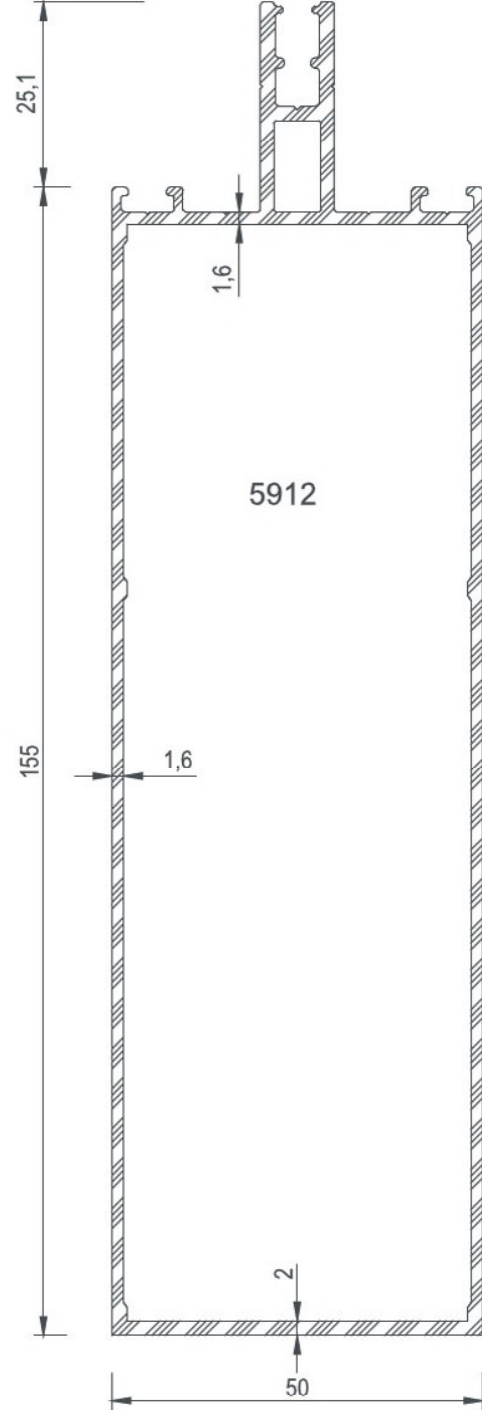
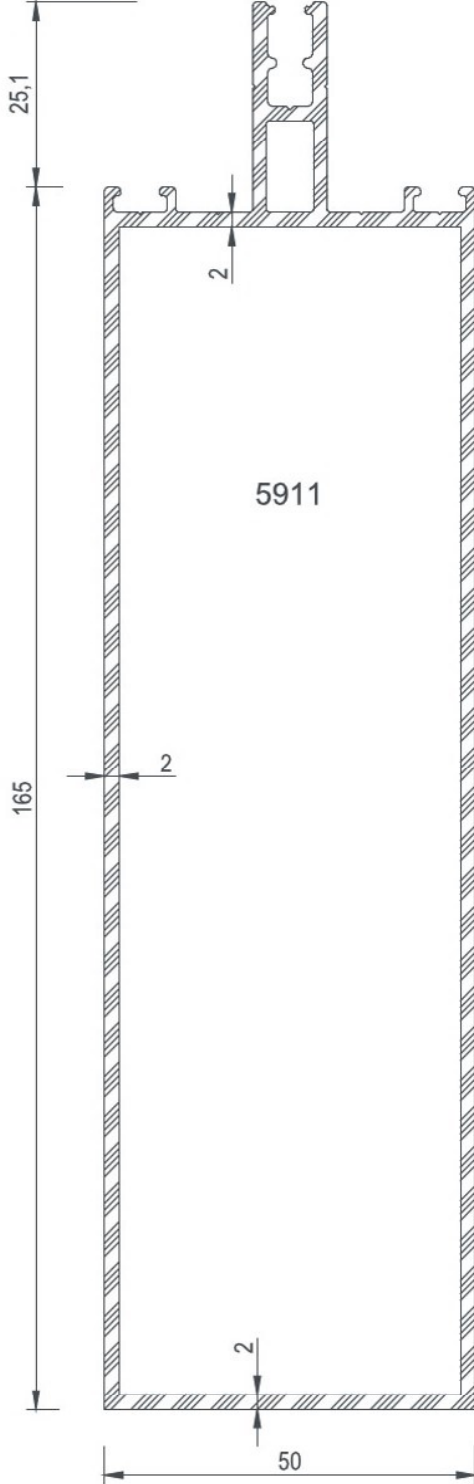
COD Code	AGIRLIK (kg/m) Weight	Jxx cm ⁴	Jyy cm ⁴	Jxx cm ³	Jyy cm ³	L m
5908	2,092	186,44	29,97	24,75	11,99	6
5910	2,430	271,23	36,95	31,67	14,78	6



"U" BAĞLANTI "U" Prof.	"U" BAĞLANTI PROFİLİ "U" Connection Profile		KESİM ÖLÇÜSÜ Cutting Size
	PROFİL KODU Profile Code	AKSESUAR KODU Accessory Code	
5908	1754	1754-117,1	117,1 mm
5910	1754	1754-135,1	135,1 mm



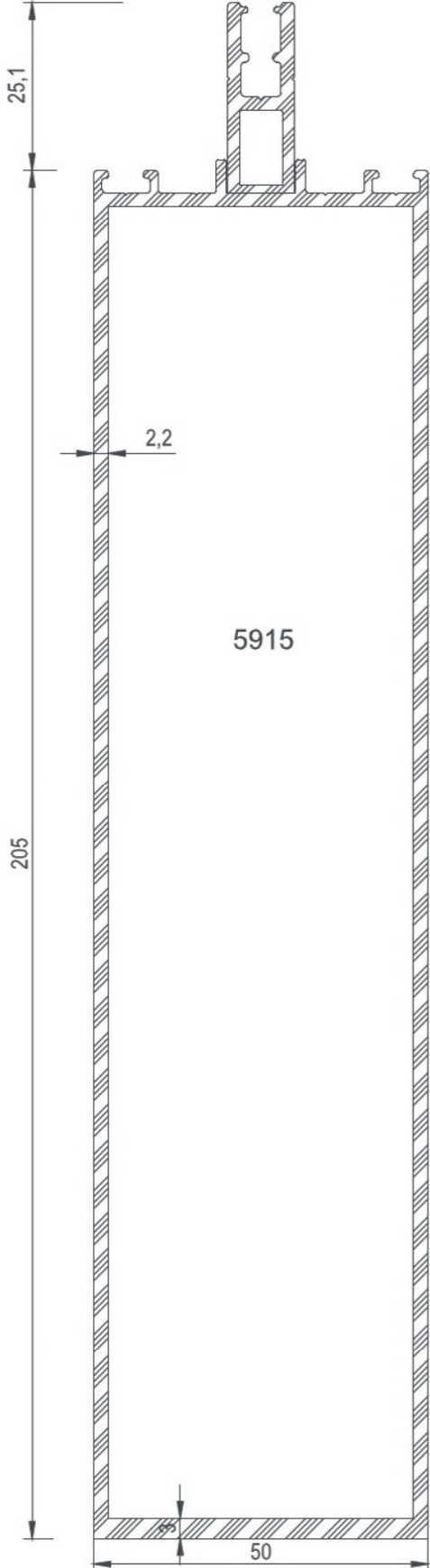
COD Code	AGIRLIK (kg/m) Weight	Jxx cm ⁴	Jyy cm ⁴	Jxx cm ³	Jyy cm ³	L m
5911	2,646	368,23	41,56	38,66	16,62	6
5912	2,183	288,88	32,86	32,00	13,14	6



"U" BAĞLANTI "U" Prof.	"U" BAĞLANTI PROFİLİ "U" Connection Profile		KESİM ÖLÇÜSÜ Cutting Size
	PROFİL KODU Profile Code	AKSESUAR KODU Accessory Code	
5911	1754	1754-157,0	157,0 mm
5912	1754	1754-143,4	143,4 mm



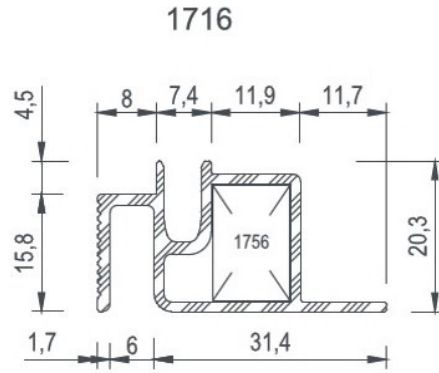
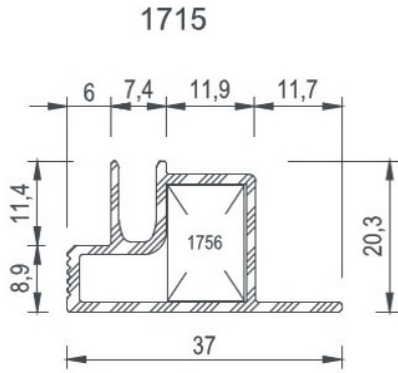
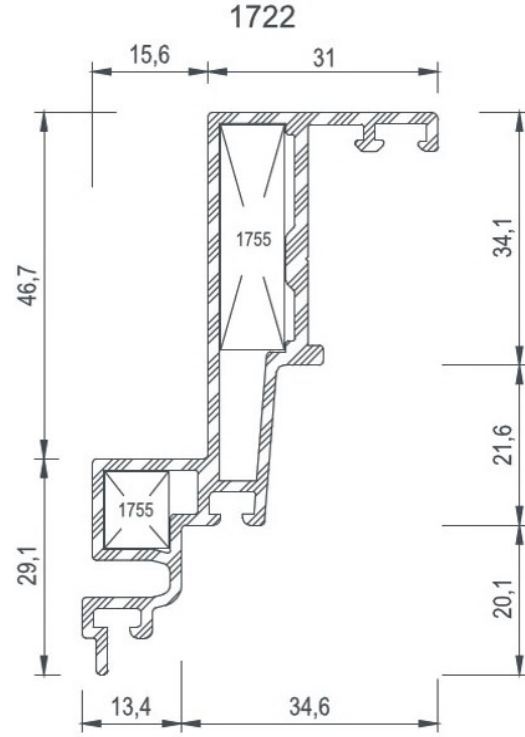
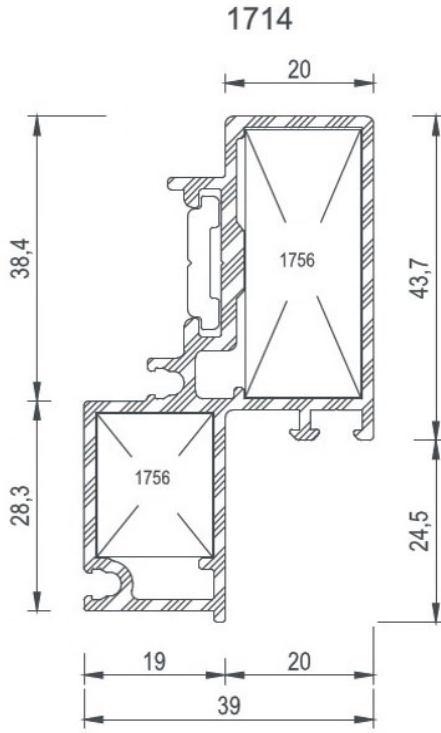
COD Code	AGIRLIK (kg/m) Weight	Jxx cm ⁴	Jyy cm ⁴	Jxx cm ³	Jyy cm ³	L m
5915	3,479	723,95	55,77	61,34	22,31	6



"U" BAĞLANTI "U" Prof.	"U" BAĞLANTI PROFİLİ PROFİL KODU Profile Code	"U" Connection Profile AKSESUAR KODU Accessory Code	KESİM ÖLÇÜSÜ Cutting Size
5911	1754	1754-196,0	196,0 mm



COD Code	AGIRLIK (kg/m) Weight	Jxx cm ⁴	Jyy cm ⁴	Jxx cm ³	Jyy cm ³	L m
1714	1,085	17,40	3,57	4,58	1,66	6
1722	1,067	24,10	1,73	5,30	1,09	6
1715	0,366	1,25	0,60	0,55	0,50	6
1716	0,420	1,68	0,60	1,04	1,68	6

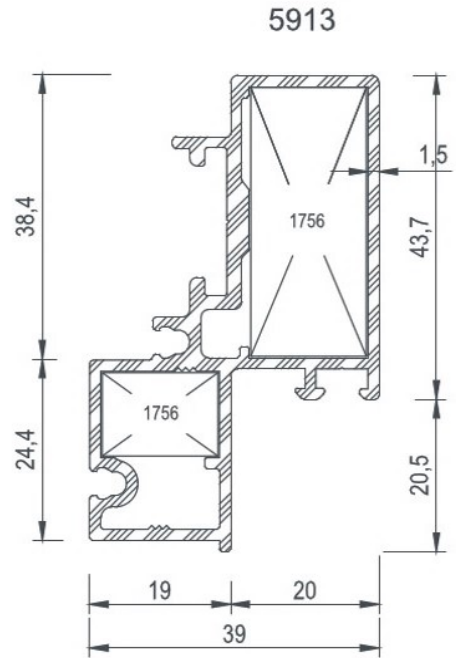
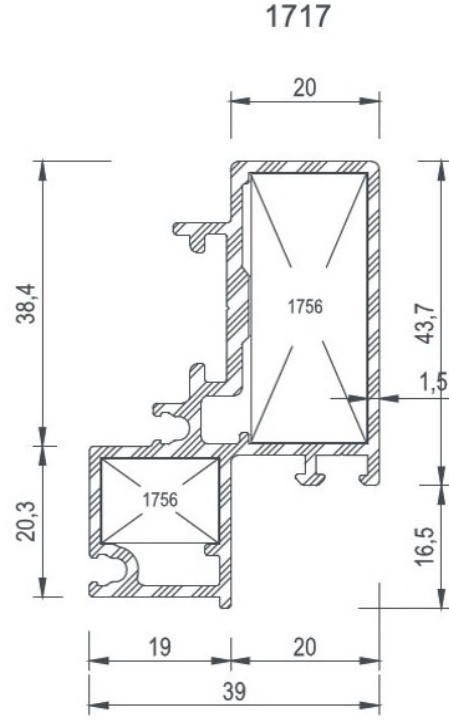
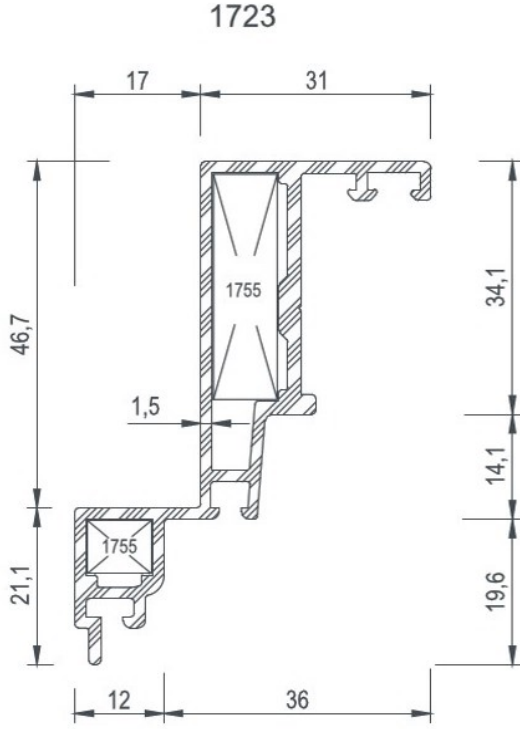


KÖŞE TAKOZLARI / Corner Cleats

Nr	L m	AKS. KODU Acs. Code	KESİM ÖLÇÜSÜ Cutting Size
1714	1756	1756-36,2	36,2 mm
	1756	1756-19,3	19,3 mm
1722	1755	1755-30,4	30,4 mm
	1755	1755-10,3	10,3 mm
1715	1756	1756-10,4	10,4 mm
1716	1756	1756-10,4	10,4 mm



COD Code	AGIRLIK (kg/m) Weight	Jxx cm4	Jyy cm4	Jxx cm3	Jyy cm3	L m
1723	0,934	18,36	1,50	4,32	0,92	6
1717	1,020	13,21	3,36	3,76	1,32	6
5913	1,063	15,37	3,47	4,16	1,59	6

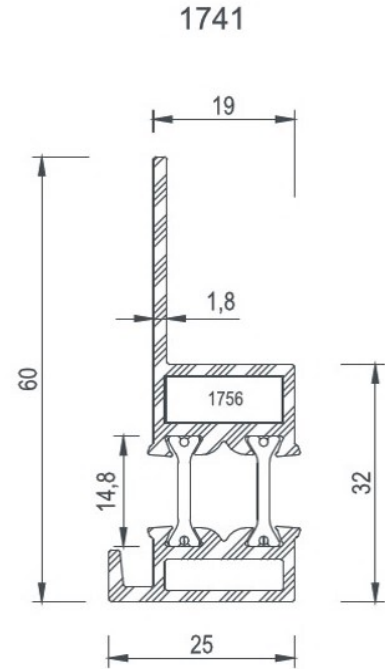
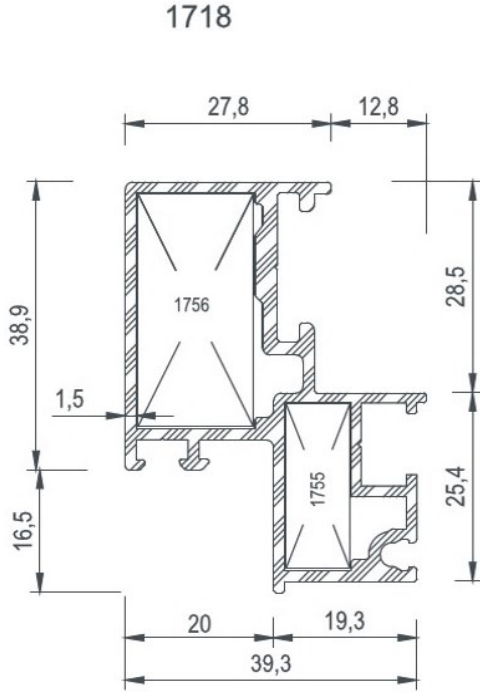


KÖŞE TAKOZLARI / Corner Cleats

Nr	 L m	AKS. KODU Acs. Code	KESİM ÖLÇÜSÜ Cutting Size
1717	1756	1756-36,2	36,2 mm
	1756	1756-11,3	11,3 mm
1723	1755	1755-30,4	30,4 mm
	1755	1755-7,1	7,1 mm
5913	1756	1756-36,1	36,1 mm
	1756	1756-11,1	11,1 mm



COD Code	AGIRLIK (kg/m) Weight	Jxx cm ⁴	Jyy cm ⁴	Jxx cm ³	Jyy cm ³	L m
1718	1,003	11,96	3,50	3,67	1,56	6
1741	0,863	7,28	1,31	1,80	0,90	6

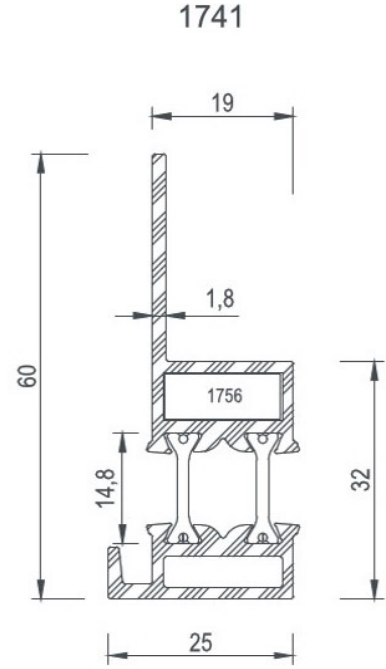
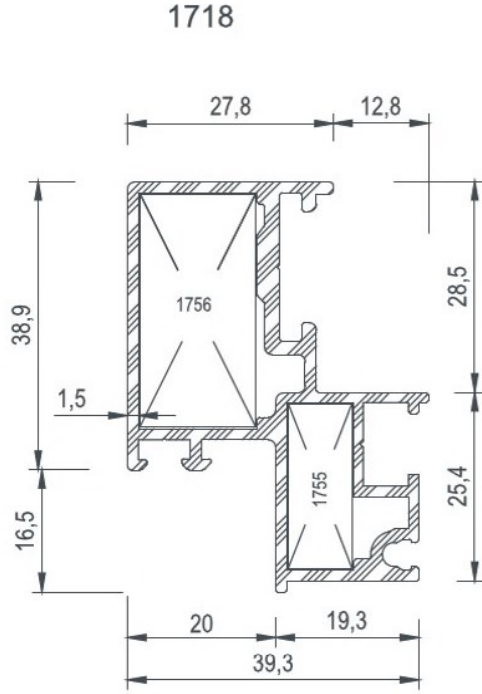


KÖŞE TAKOZLARI / Corner Cleats

Nr	 L m	AKS. KODU Acs. Code	KESİM ÖLÇÜSÜ Cutting Size
1718	1756	1756-31,4	31,4 mm
	1755	1755-22,2	22,2 mm
1741	1756	1756-6	6 mm



COD Code	AGIRLIK (kg/m) Weight	Jxx cm4	Jyy cm4	Jxx cm3	Jyy cm3	L m
1718	1,003	11,96	3,50	3,67	1,56	6
1741	0,863	7,28	1,31	1,80	0,90	6

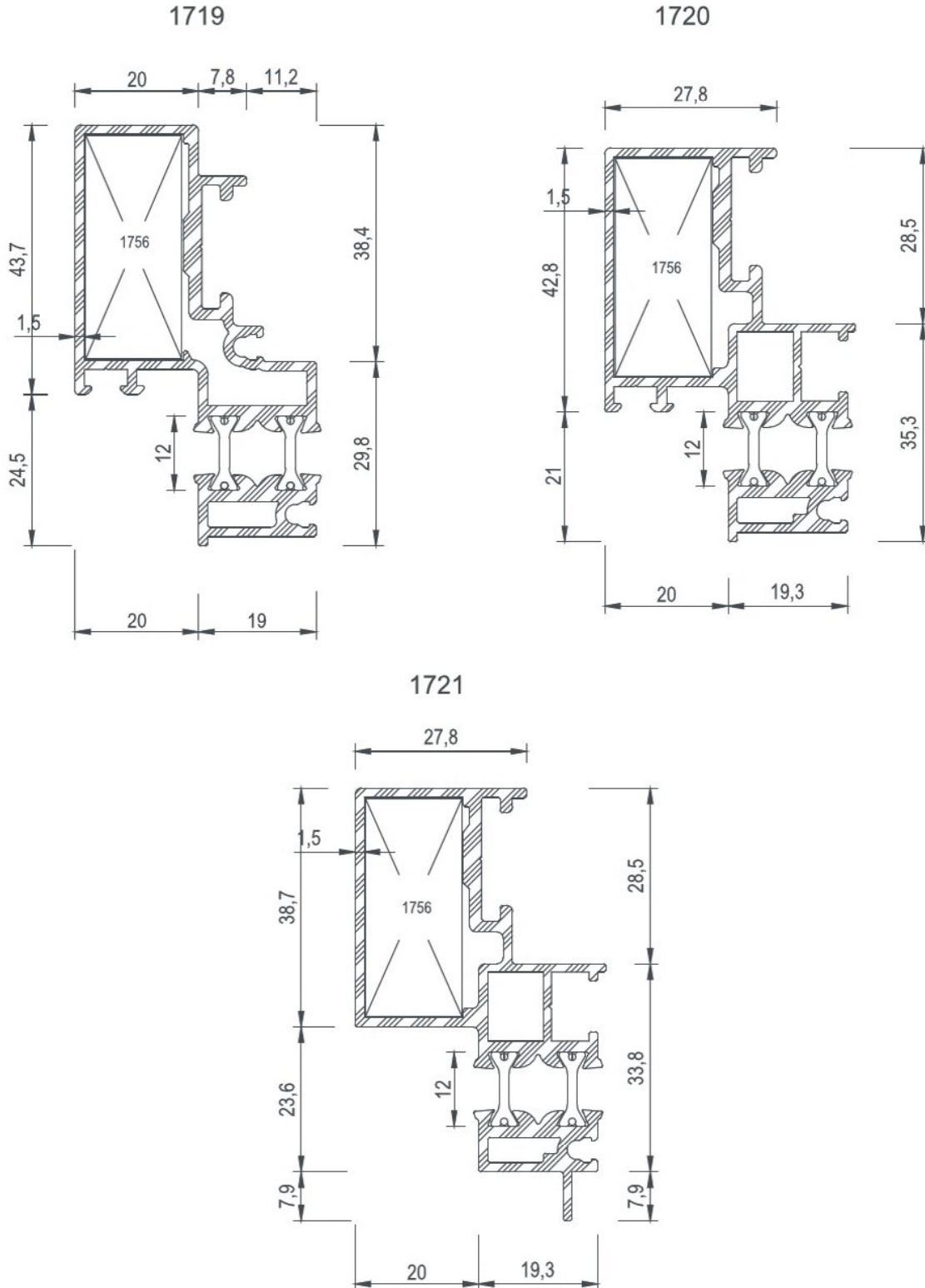


KÖŞE TAKOZLARI / Corner Cleats

Nr	 L m	AKS. KODU Acs. Code	KESİM ÖLÇÜSÜ Cutting Size
1718	1756	1756-31,4	31,4 mm
	1755	1755-22,2	22,2 mm
1741	1756	1756-6	6 mm

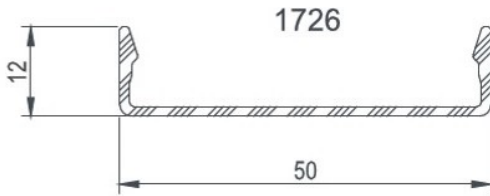
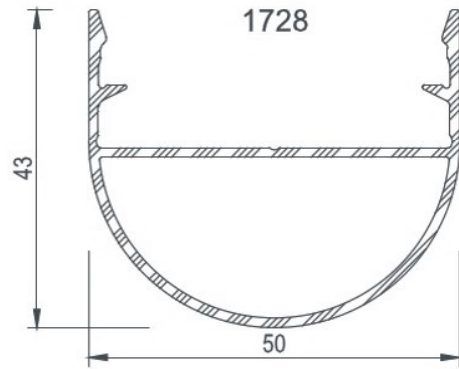
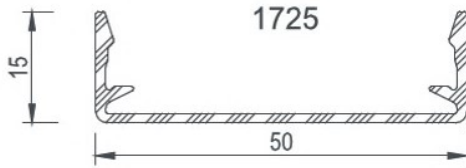
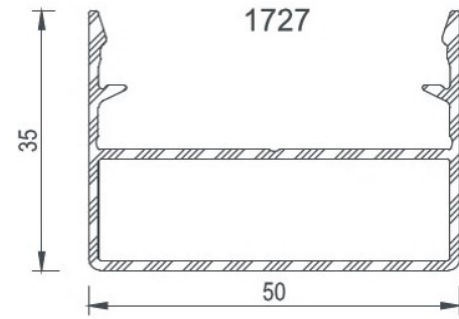
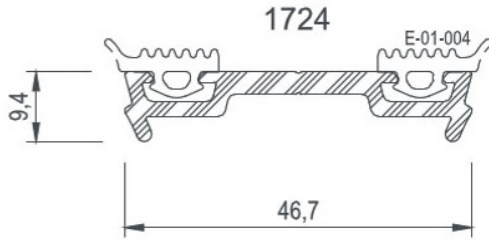


COD Code	AGIRLIK (kg/m) Weight	Jxx cm ⁴	Jyy cm ⁴	Jxx cm ³	Jyy cm ³	L m
1719	1,345	20,20	3,64	4,94	1,67	6
1720	1,336	18,70	4,14	4,91	1,81	6
1721	1,316	19,92	3,60	5,10	1,62	6

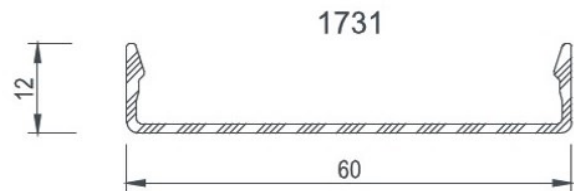
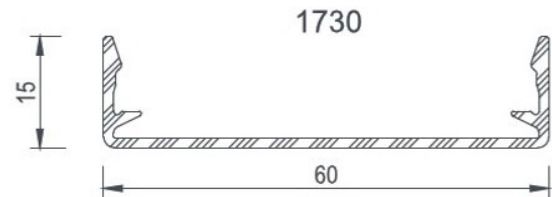
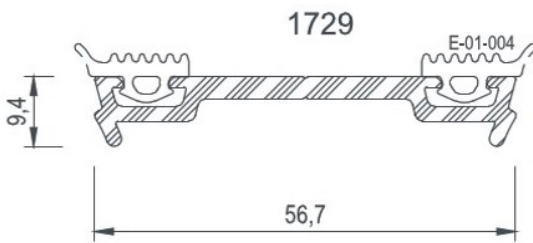




COD Code	AGIRLIK (kg/m) Weight	Jxx cm ⁴	Jyy cm ⁴	Jxx cm ³	Jyy cm ³	L m
1724	0,445	3,49	0,10	1,50	0,13	6
1725	0,316	4,27	0,22	1,70	0,20	6
1726	0,268	3,32	0,12	1,32	0,13	6
1727	0,621	8,47	2,43	3,39	1,11	6
1728	0,606	7,70	3,17	3,07	1,40	6
1729	0,527	6,02	0,10	2,12	0,14	6
1730	0,351	6,61	0,24	2,20	0,20	6
1731	0,303	5,20	0,12	1,73	0,13	6



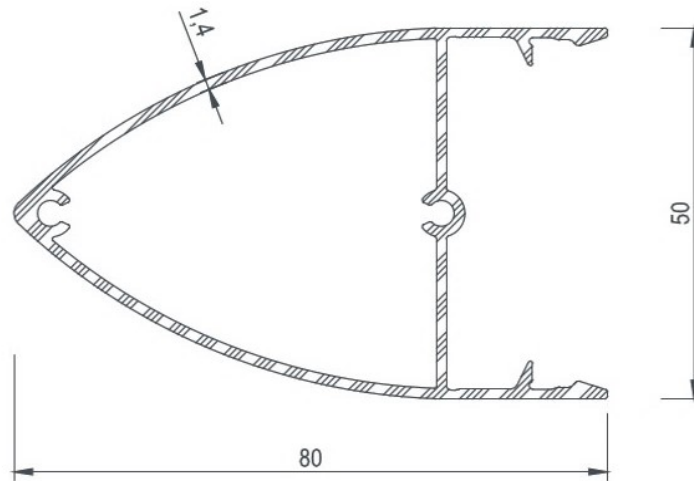
" 60 " LIK BASKI VE KAPAK



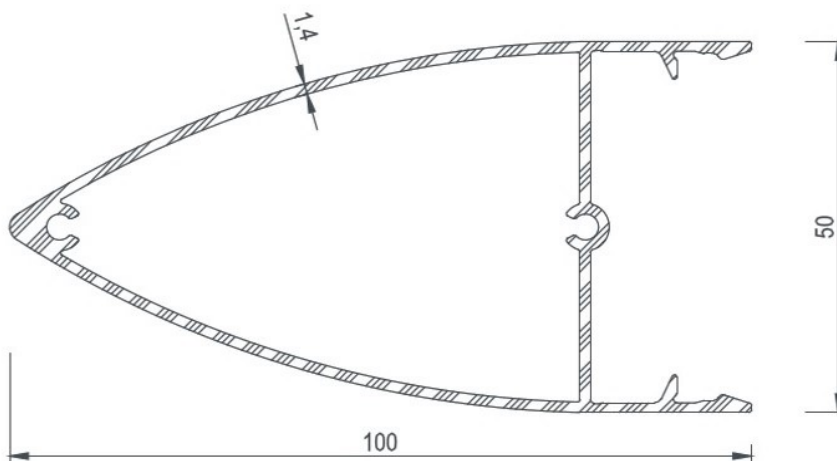


COD Code	AGIRLIK (kg/m) Weight	Jxx cm ⁴	Jyy cm ⁴	Jxx cm ³	Jyy cm ³	L m
1732	0,921	18,61	10,85	4,42	4,34	6
1733	1,094	37,10	12,61	7,00	5,04	6

1732



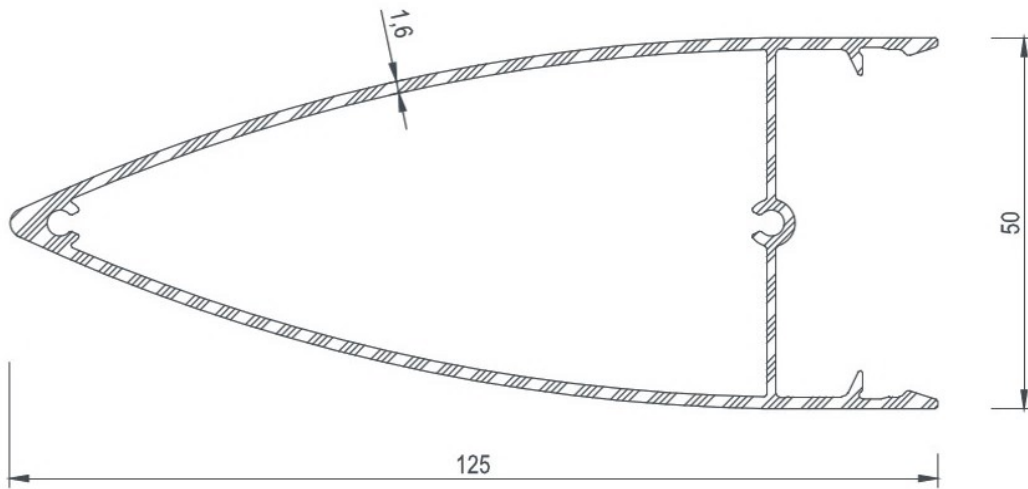
1733



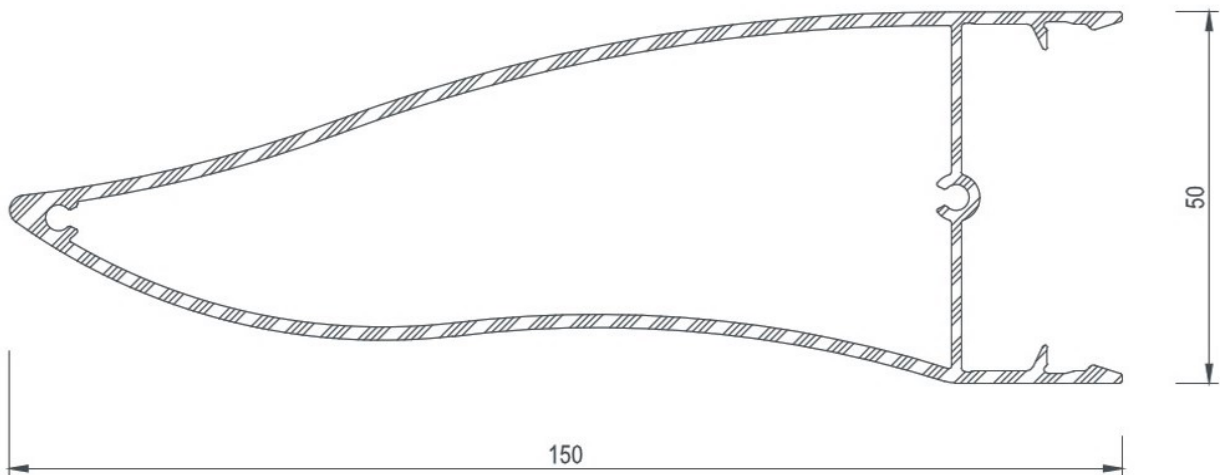


COD Code	AGIRLIK (kg/m) Weight	Jxx cm ⁴	Jyy cm ⁴	Jxx cm ³	Jyy cm ³	L m
1734	1,373	72,17	16,15	10,83	6,46	6
1735	1,716	127,95	18,32	16,16	6,68	6

1734

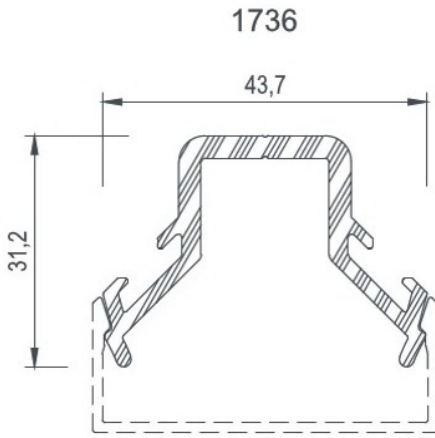


1735

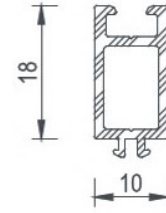




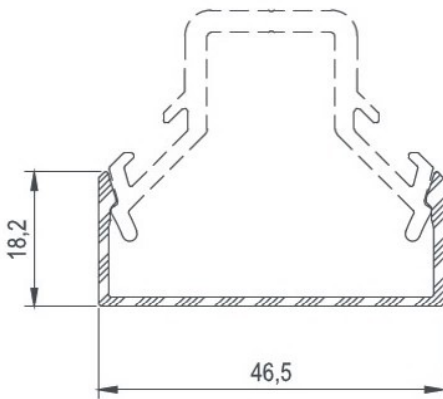
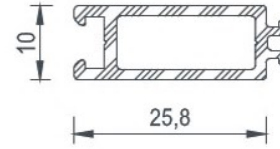
COD Code	AGIRLIK (kg/m) Weight	Jxx cm4	Jyy cm4	Jxx cm3	Jyy cm3	L m
1736	0,685	4,27	2,20	1,95	1,20	6
1737	0,300	3,62	0,37	1,55	0,30	6
1740	0,283	0,80	0,15	0,55	0,30	6
1742	0,508	3,55	0,26	1,37	0,24	6
1619	0,206	0,30	0,10	0,27	0,20	6



1619
(SÜREK TAKILIYOR)

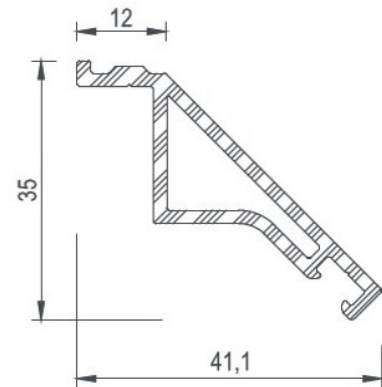


1740
(SÜREK TAKILIYOR)



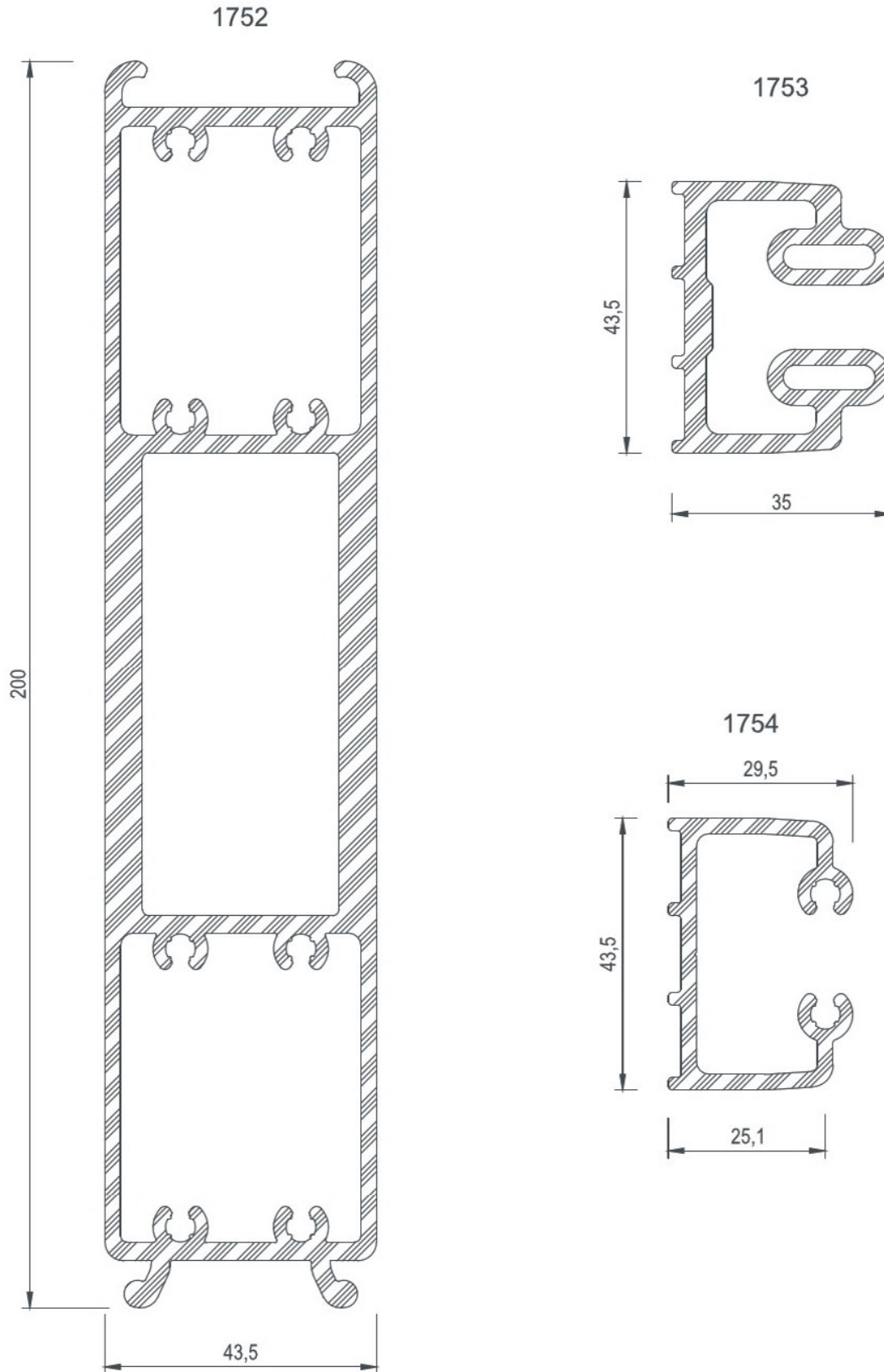
1737

1742





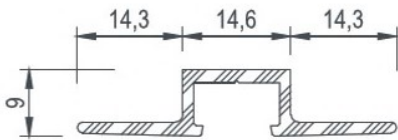
COD Code	AGIRLIK (kg/m) Weight	Jxx cm ⁴	Jyy cm ⁴	Jxx cm ³	Jyy cm ³	L m
1752	5,992	---	---	---	---	6
1753	1,491	---	---	---	---	6
1754	0,885	---	---	---	---	6



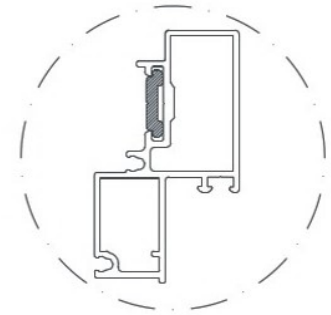
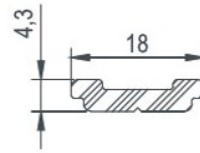


COD Code	AGIRLIK (kg/m) Weight	Jxx cm4	Jyy cm4	Jxx cm3	Jyy cm3	L m
1746	0,115	---	---	---	---	6
1748	0,265	---	---	---	---	6
1751	0,339	---	---	---	---	6
1745	0,258	---	---	---	---	6
5916	0,317	---	---	---	---	6
5917	0,261	---	---	---	---	6

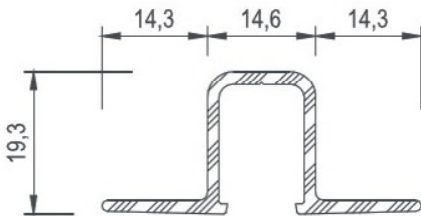
1748



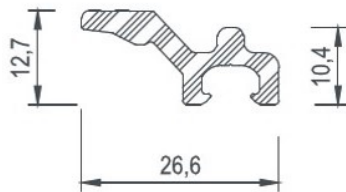
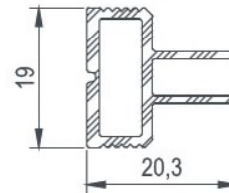
1746



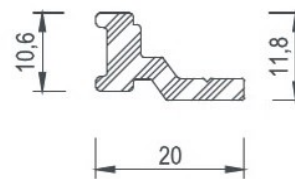
1751



1745



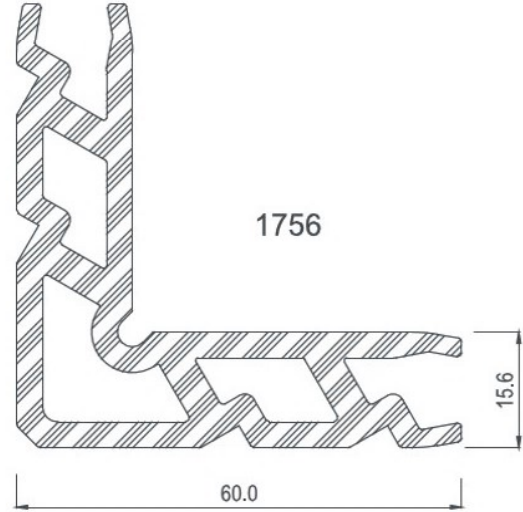
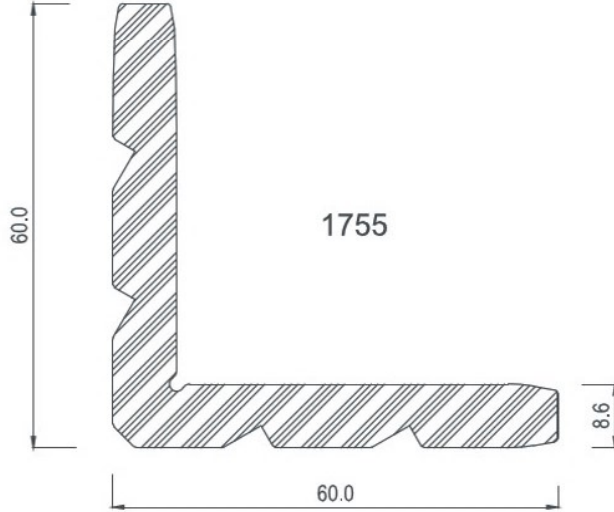
5916



5917

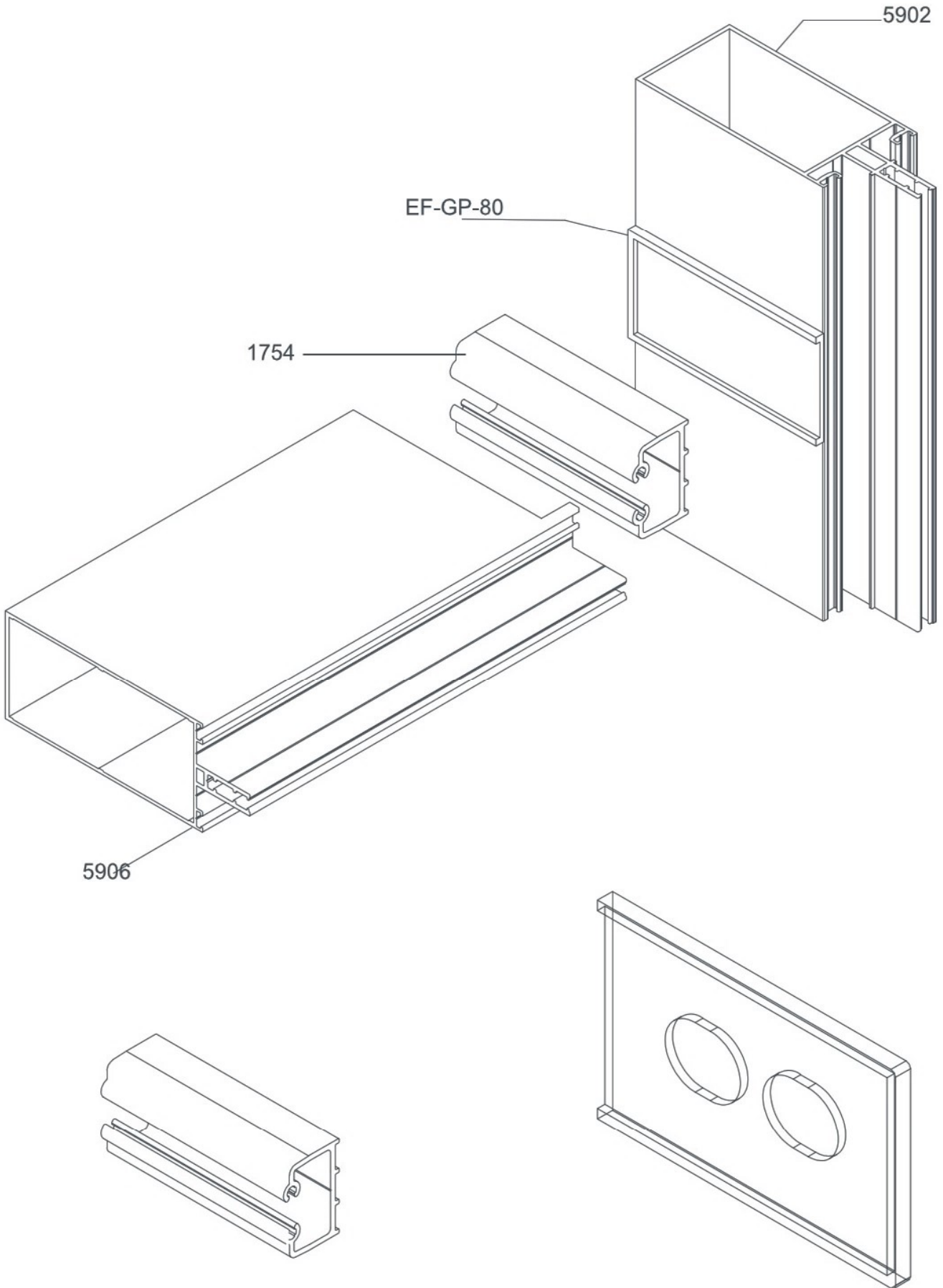


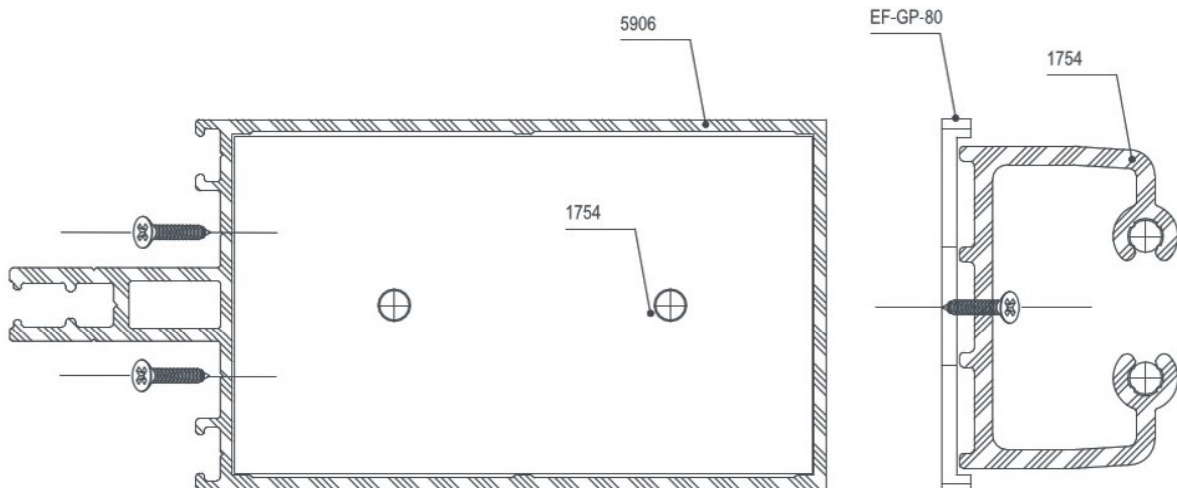
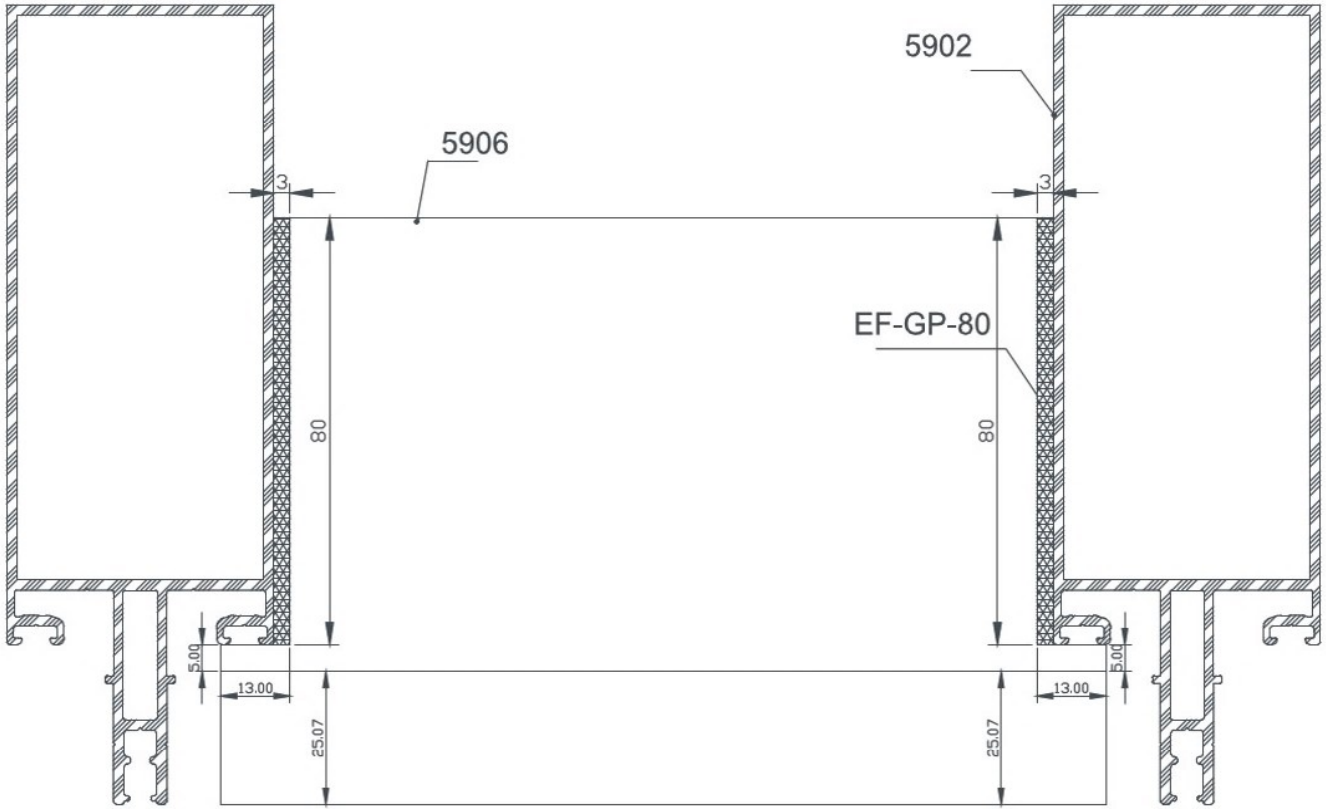
COD Code	AGIRLIK (kg/m) Weight	Jxx cm ⁴	Jyy cm ⁴	Jxx cm ³	Jyy cm ³	L m
1755	2,434	-----	-----	-----	-----	6
1756	2,474	-----	-----	-----	-----	6



KÖŞE TAKOZLARI / Corner Cleats

Nr	L m	AKS. KODU Acs. Code	KESİM ÖLÇÜSÜ Cutting Size
1714	1756	1756-36,1	36,1 mm
	1756	1756-19,3	19,3 mm
1715	1756	1756-10,4	10,4 mm
1716	1756	1756-10,4	10,4 mm
1717	1756	1756-36,1	36,1 mm
	1756	1756-11,3	11,3 mm
1718	1756	1756-31,3	31,3 mm
	1755	1755-22,2	22,2 mm
1722	1755	1755-30,3	30,3 mm
	1755	1755-10,3	10,3 mm
1723	1755	1755-30,3	30,3 mm
	1755	1755-7,1	7,1 mm
1741	1756	1756-6	6 mm
1719	1756	1756-36,1	36,1 mm
1720	1756	1756-35,2	35,2 mm
1721	1756	1756-35,2	35,2 mm
5913	1756	1756-36,1	36,1 mm
	1756	1756-11,1	11,1 mm





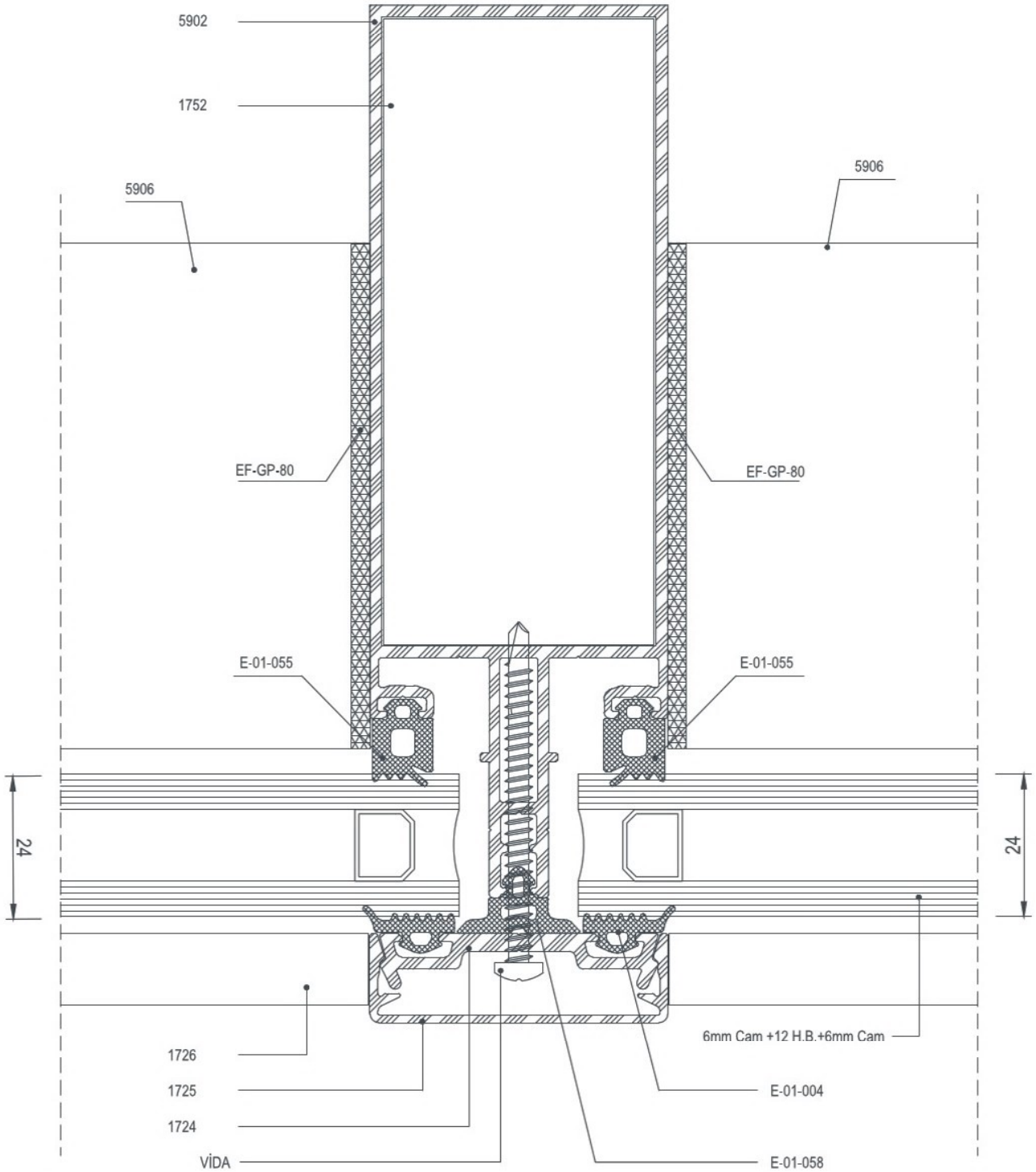
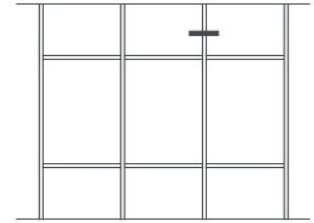


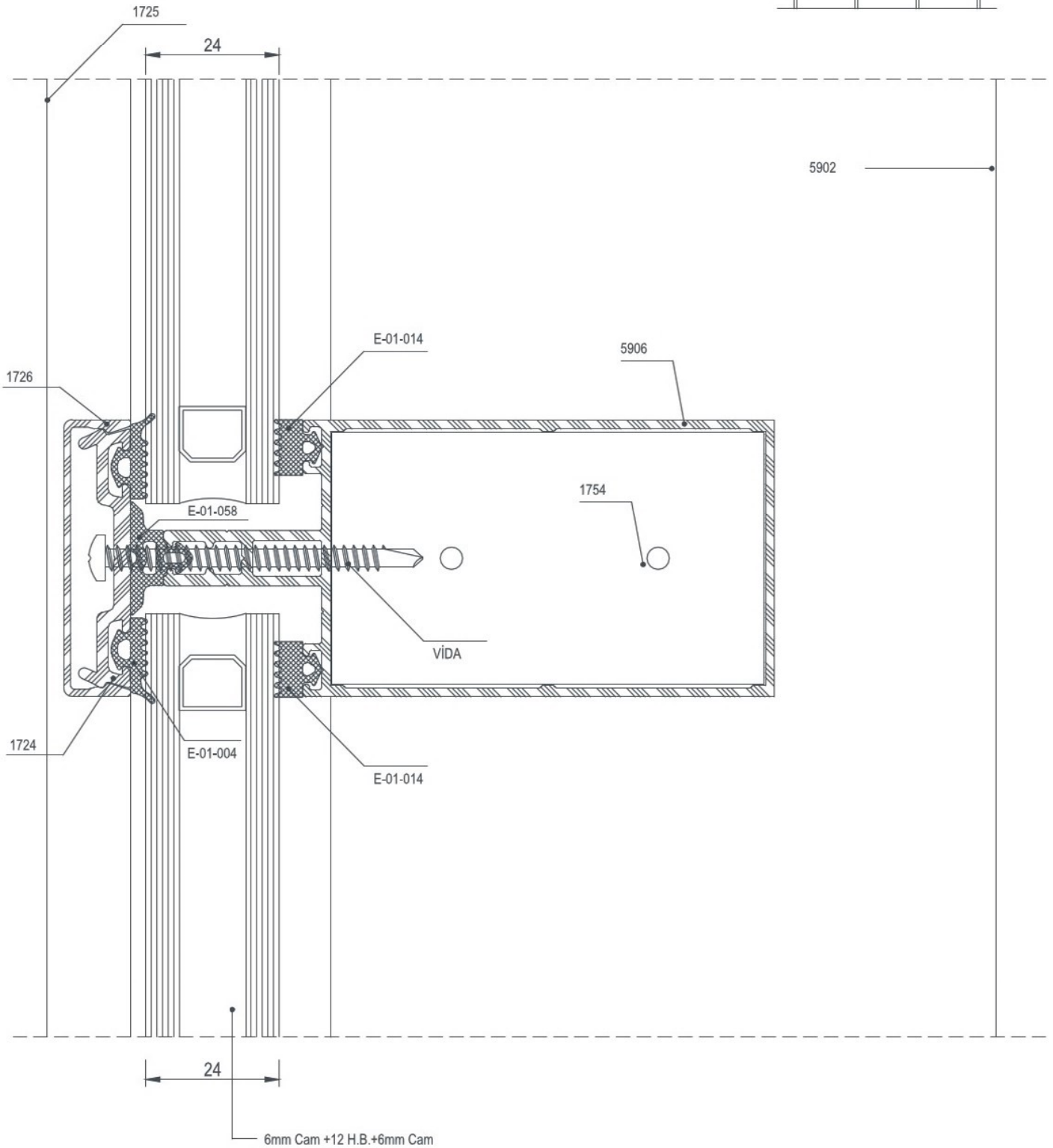
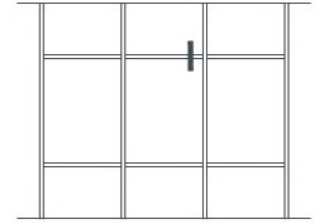
EF 50

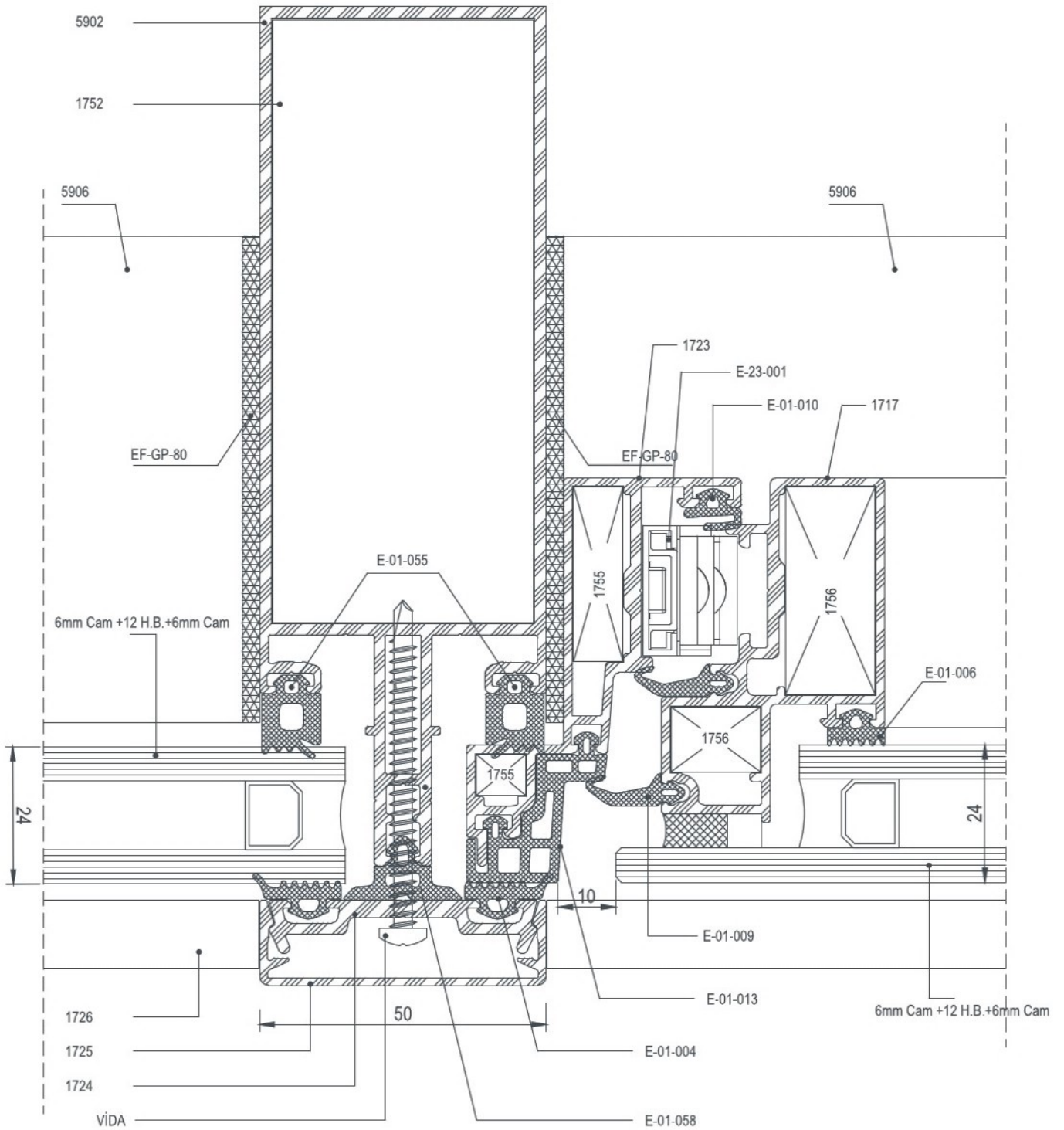
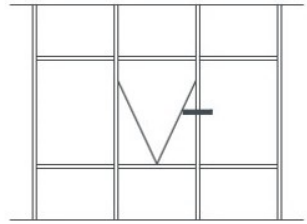
DETAYLAR

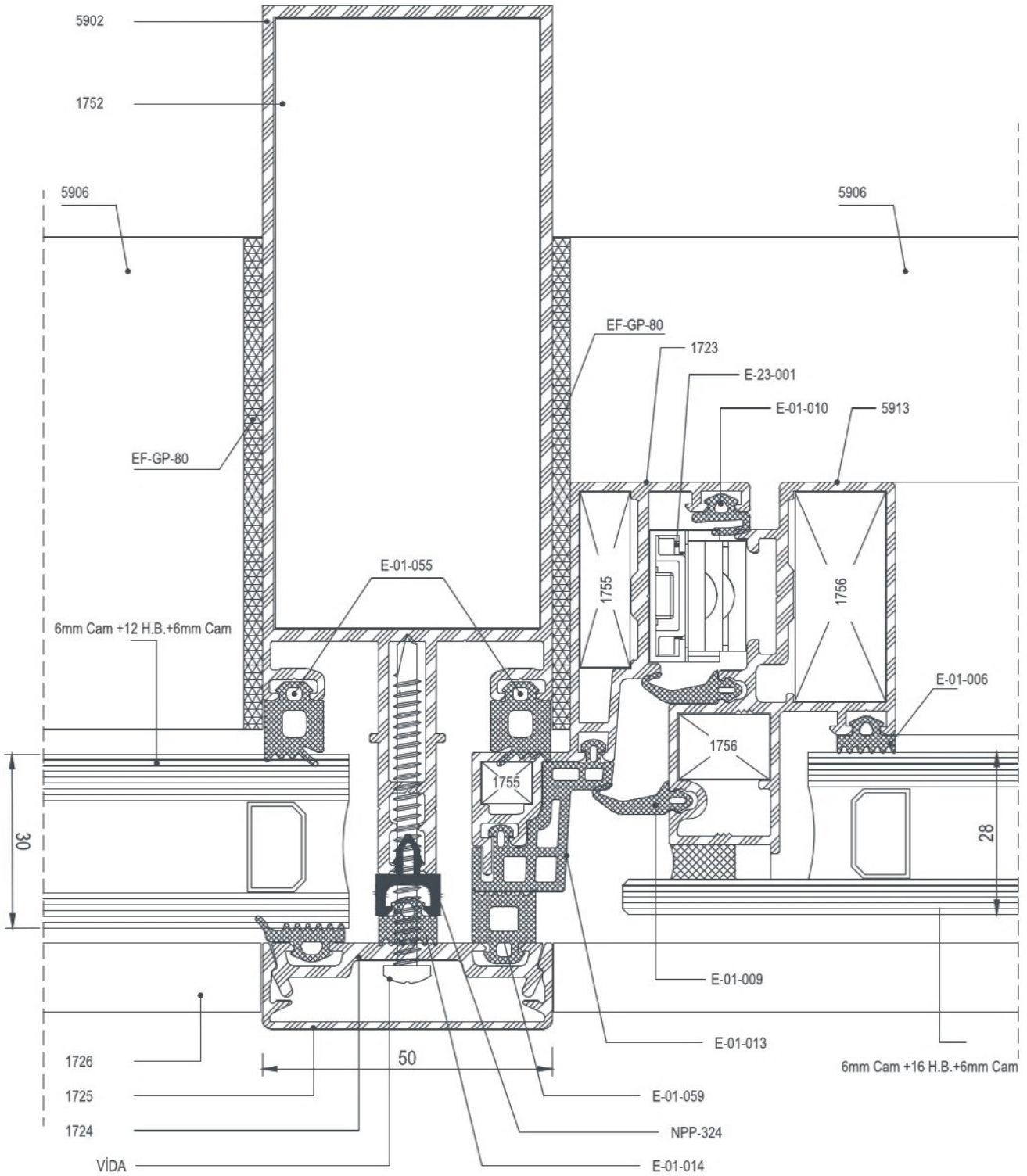
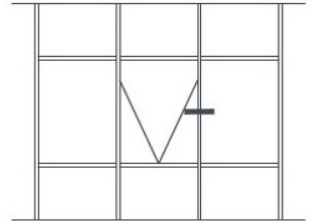
DETAILS

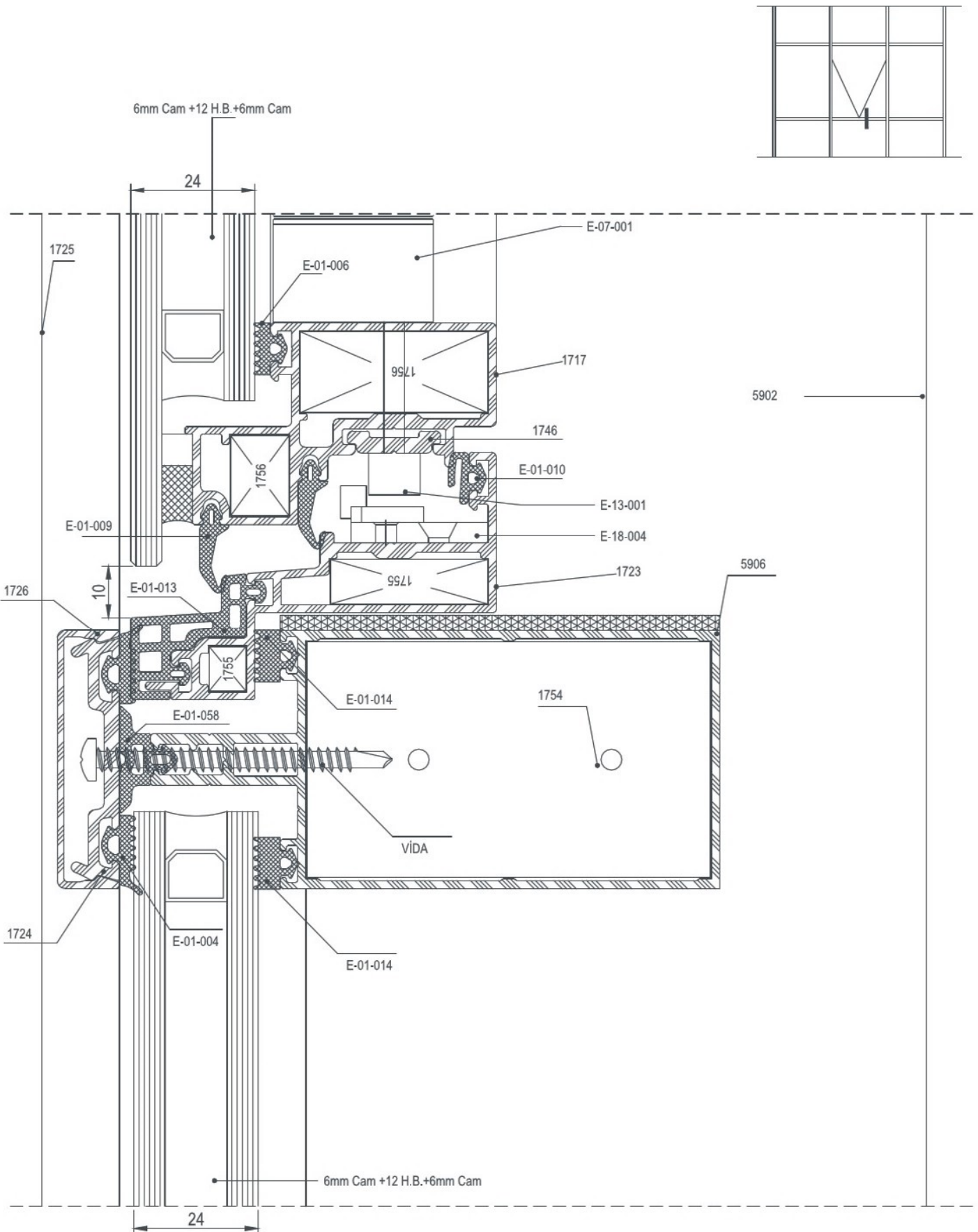
KAPAKLI CEPHE DETAYLARI
COVER CAP DETAILS

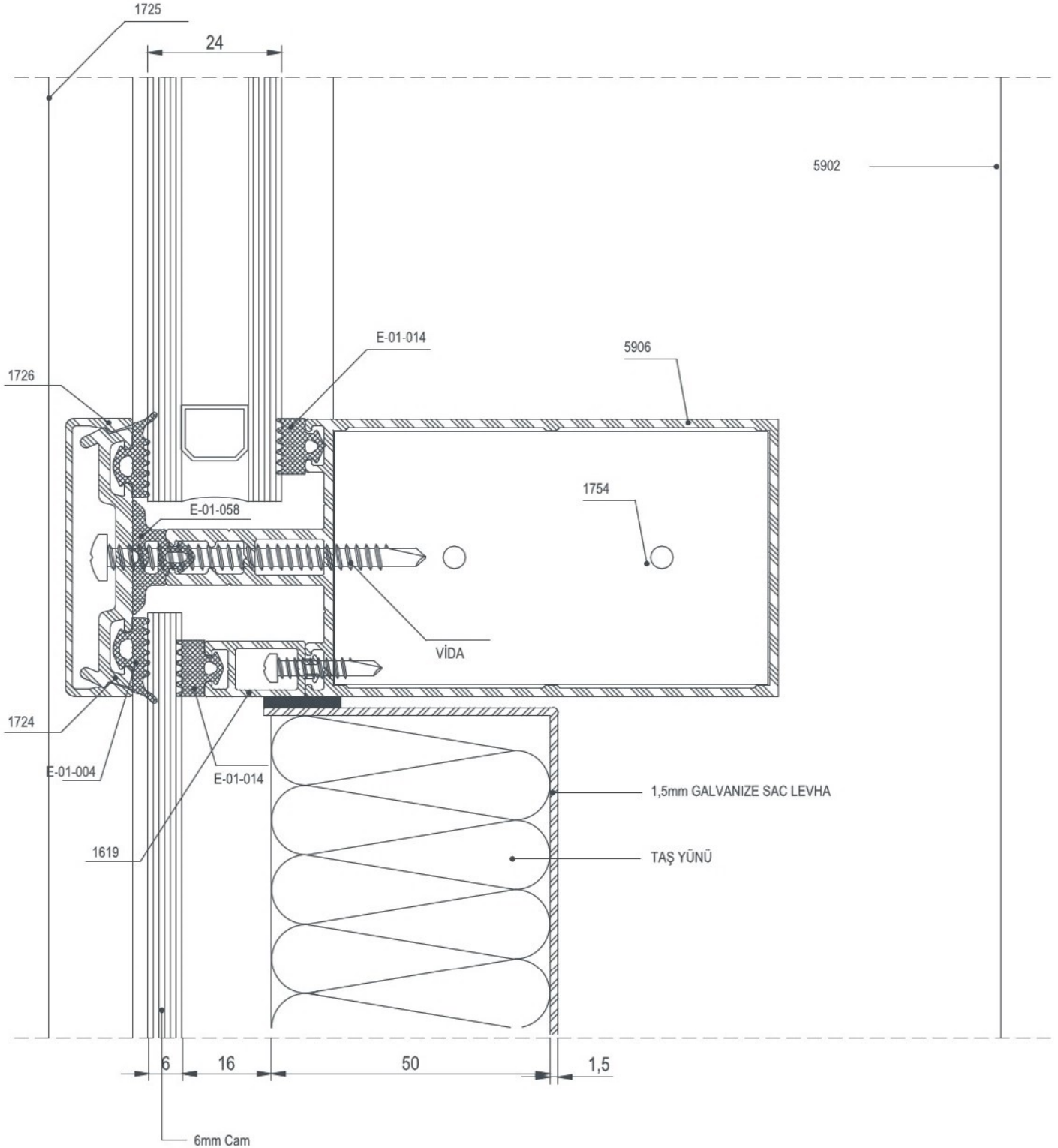
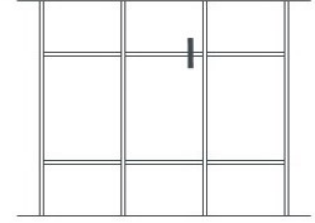


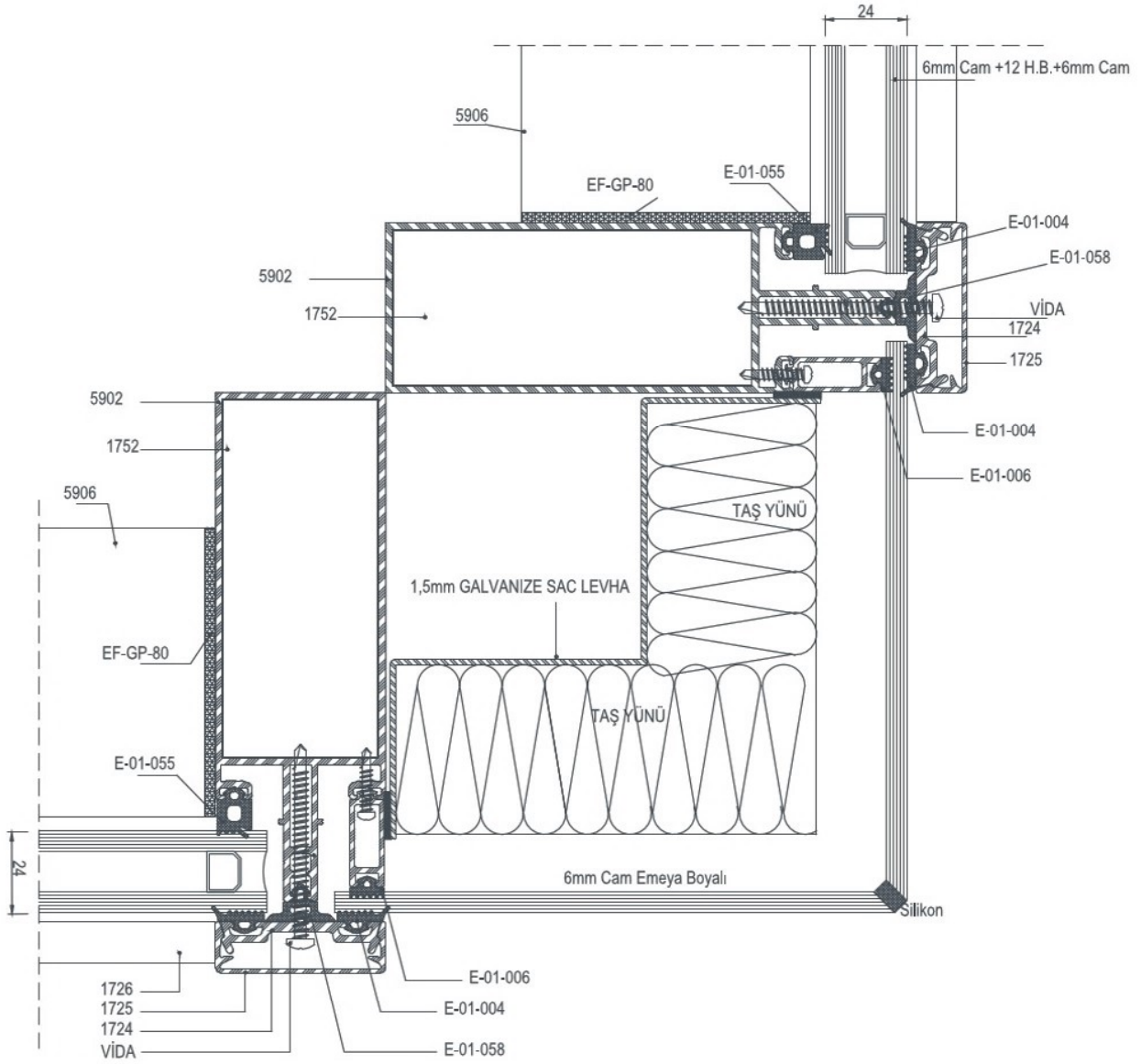
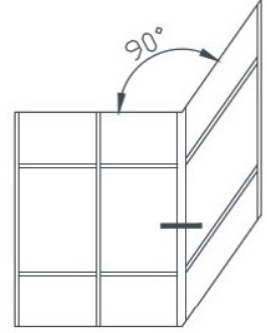


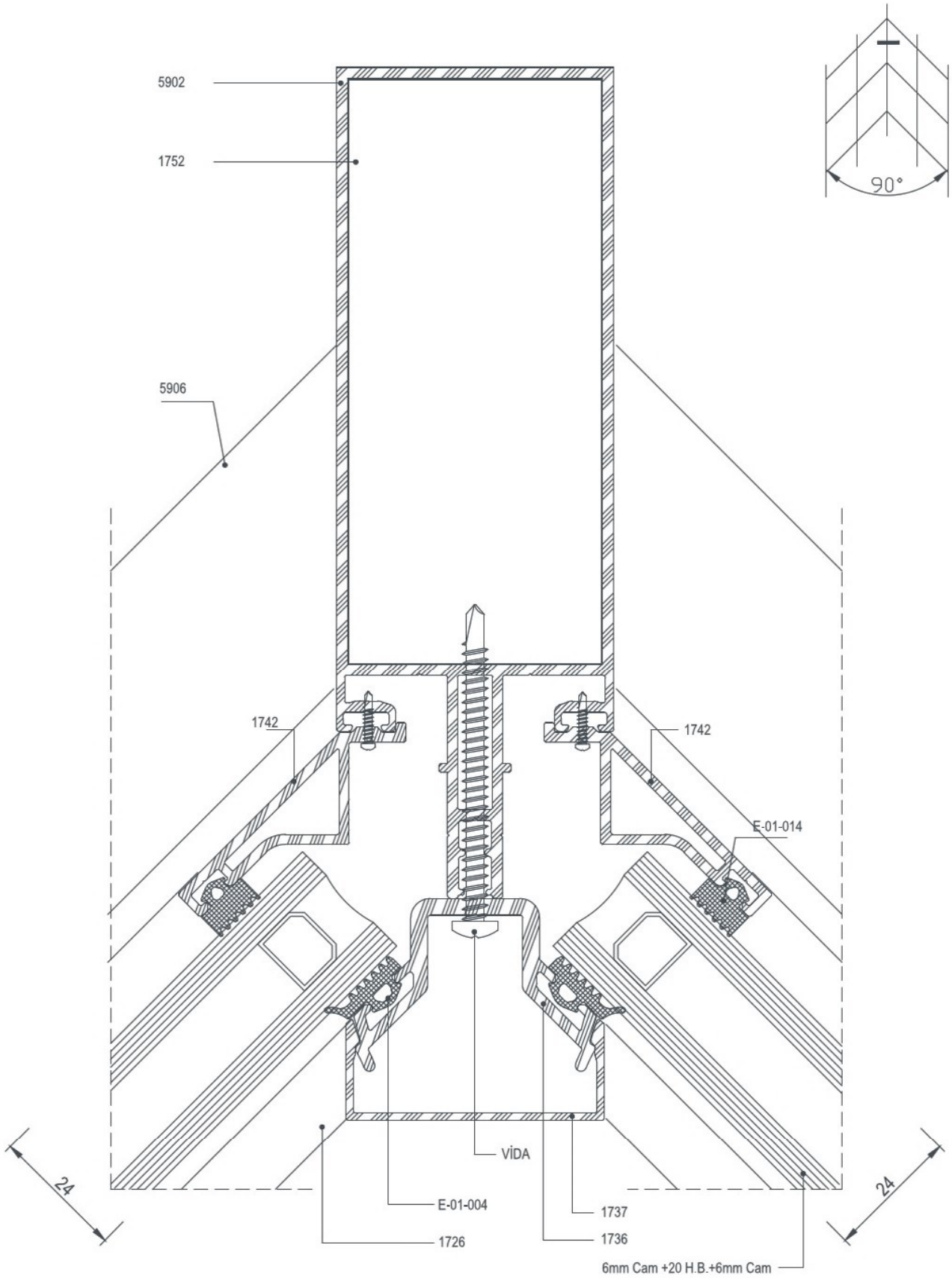


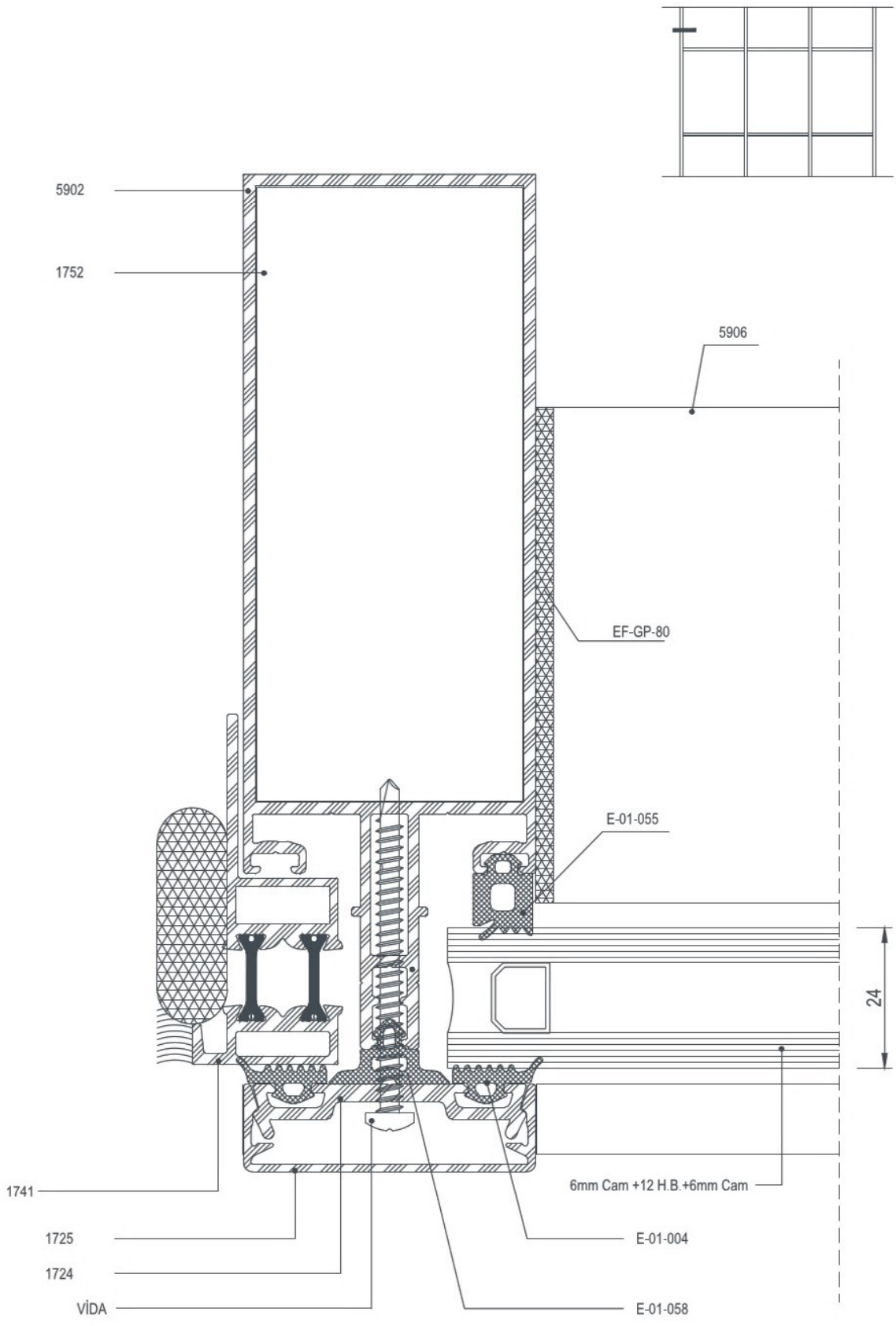


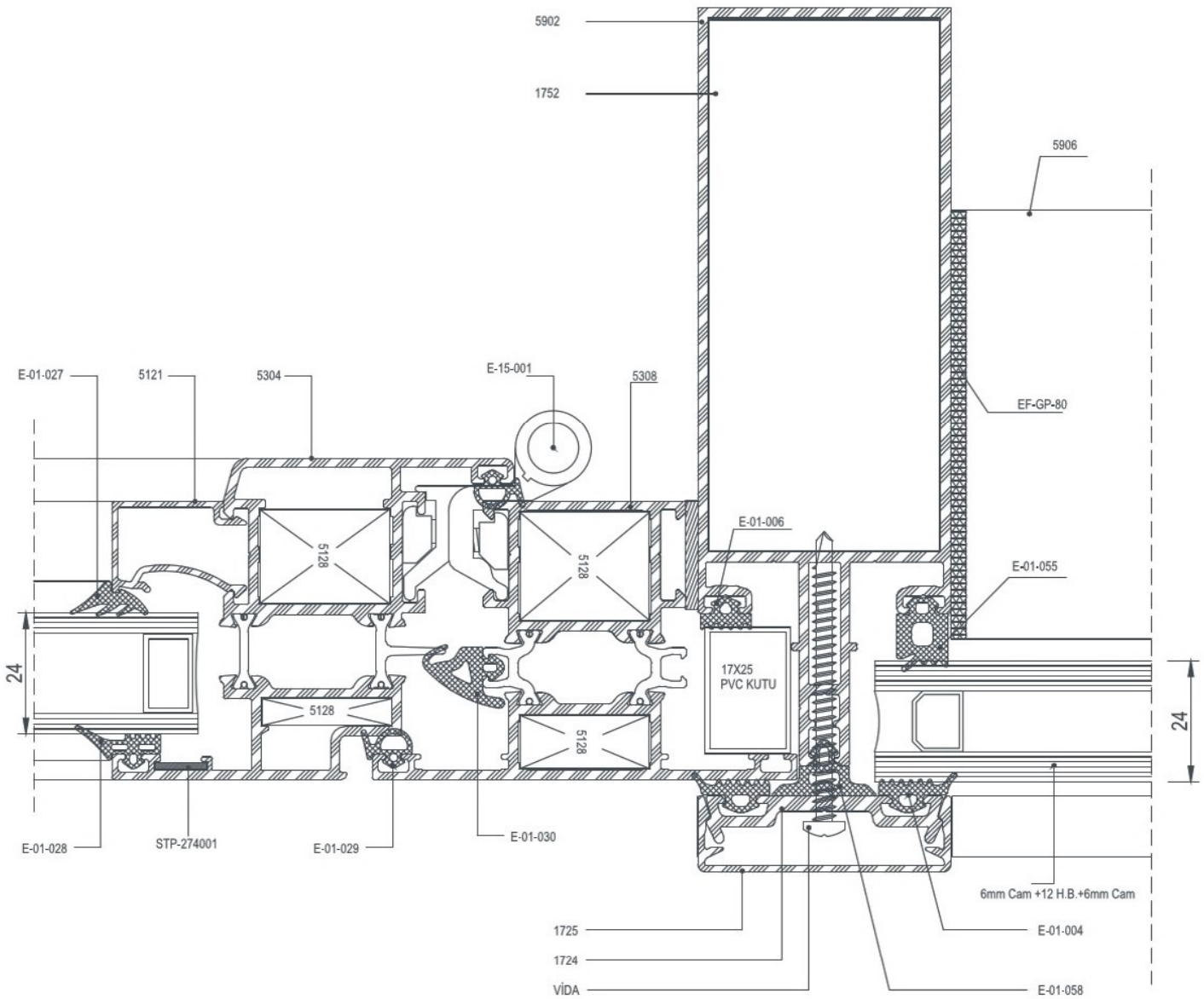
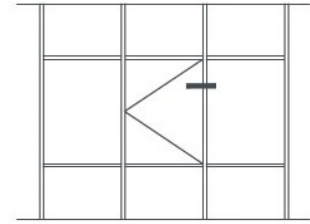












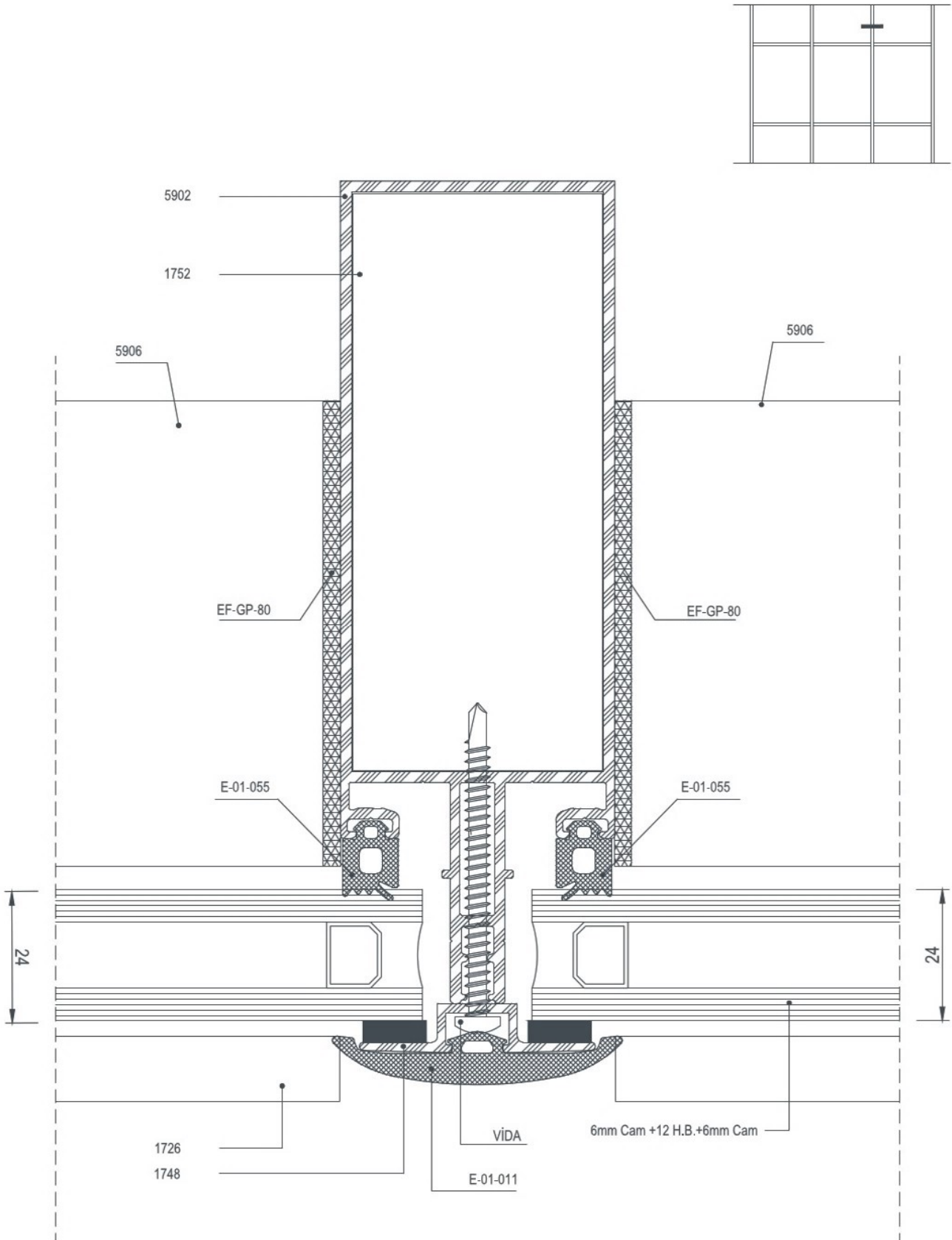


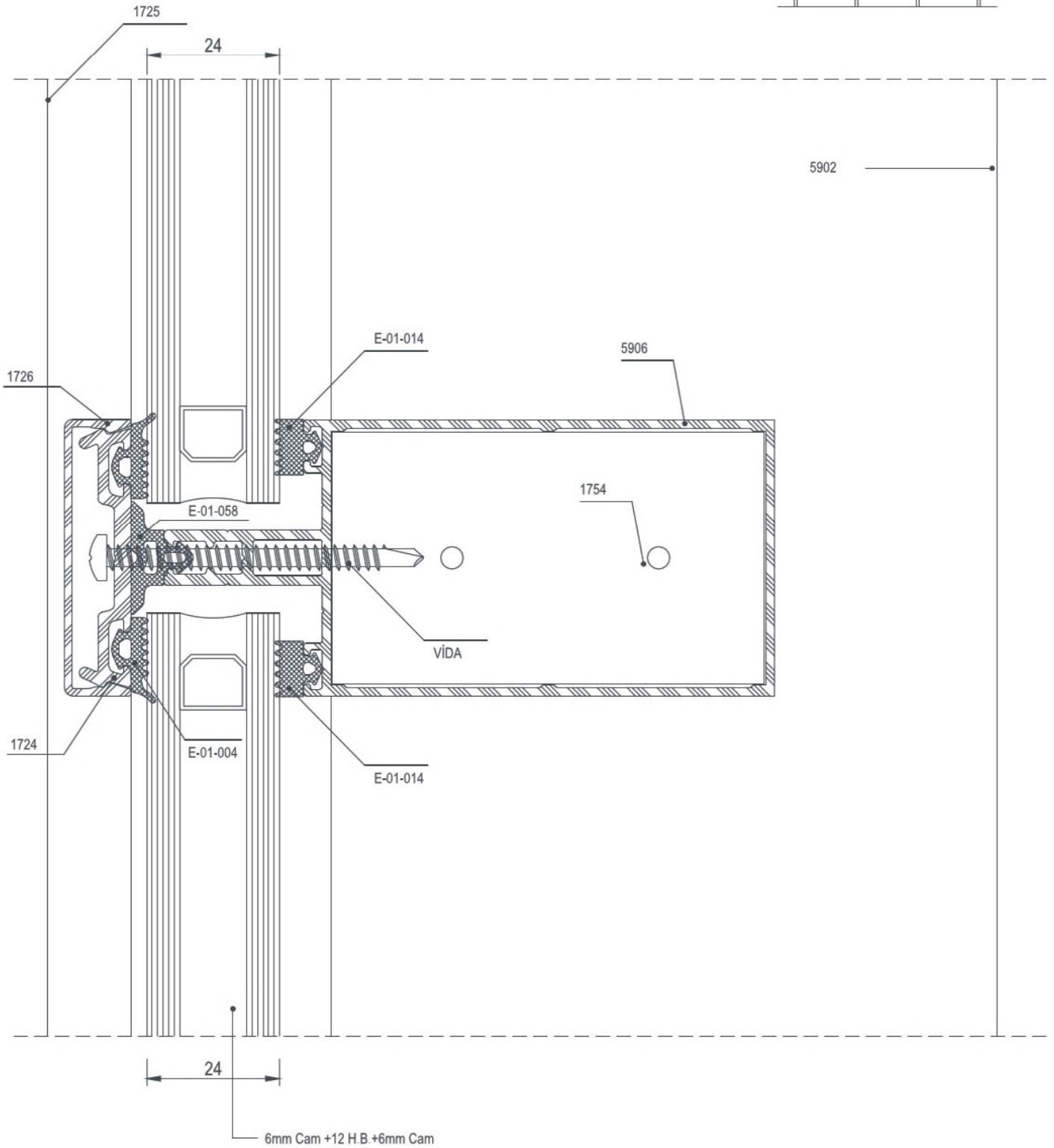
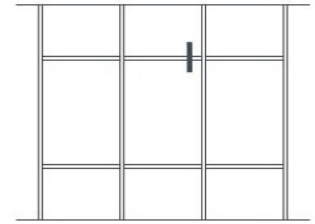
EF 50

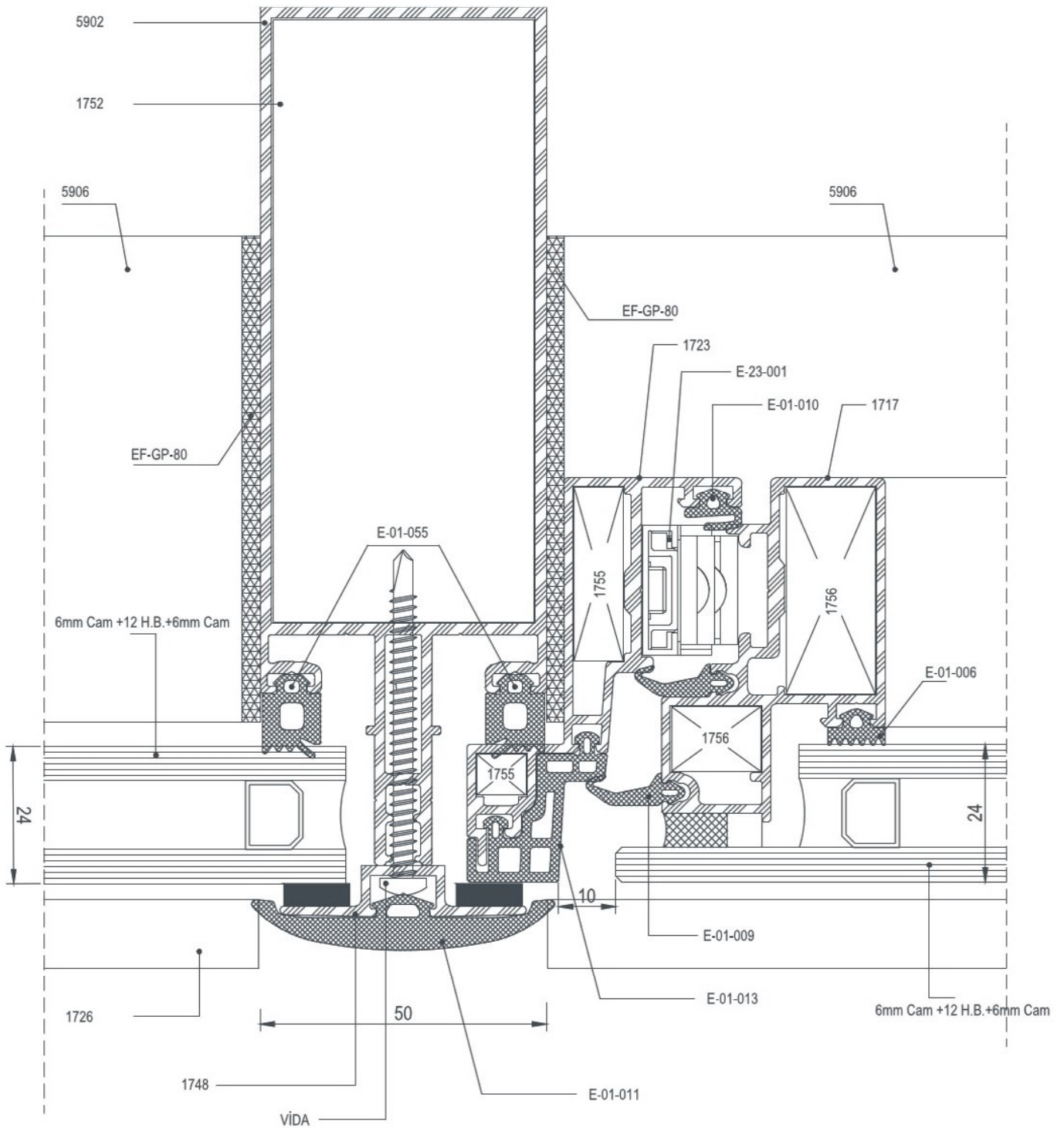
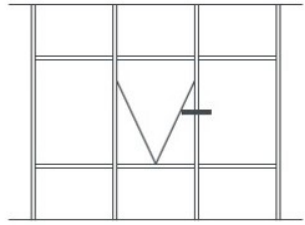
DETAYLAR

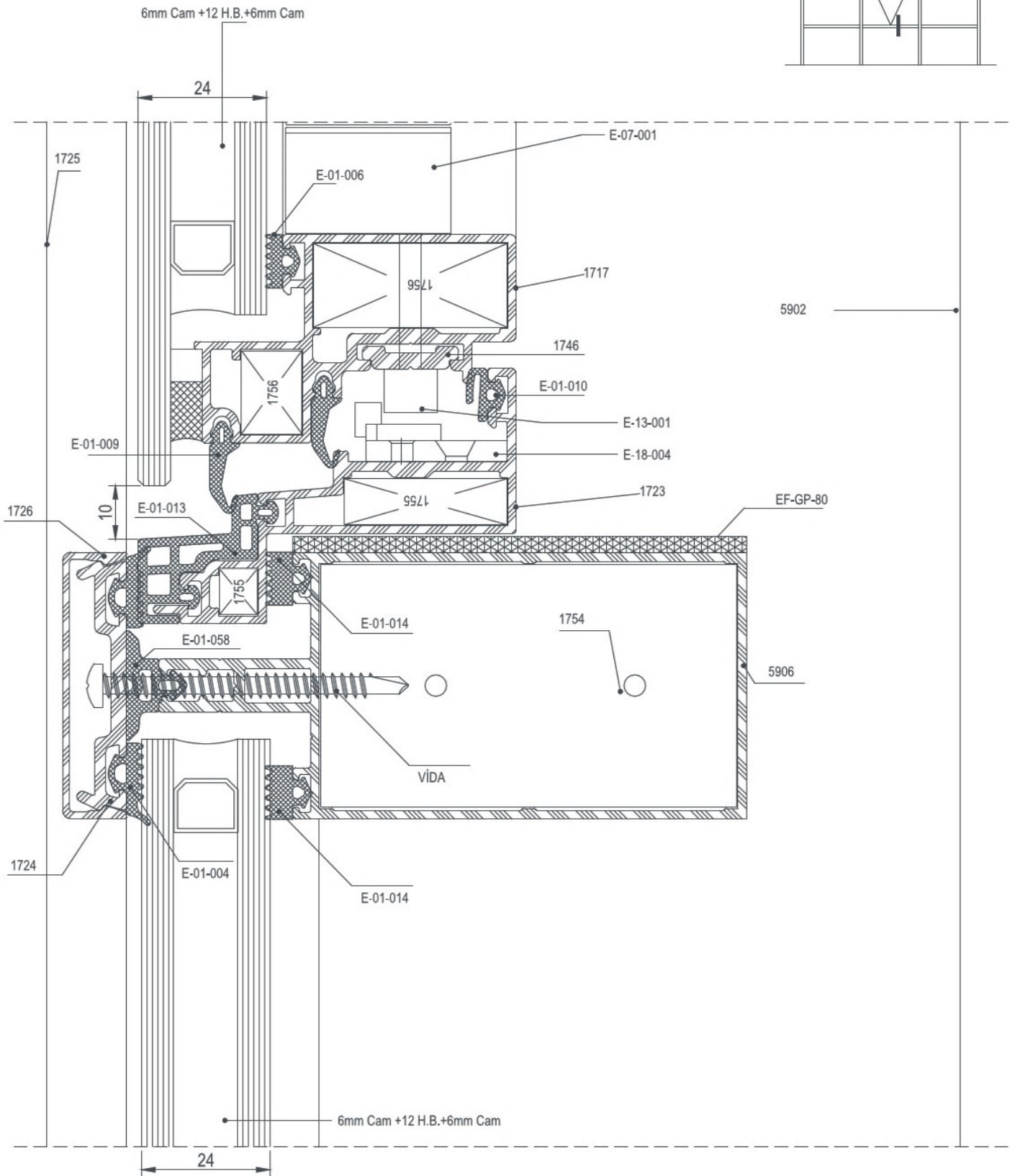
DETAILS

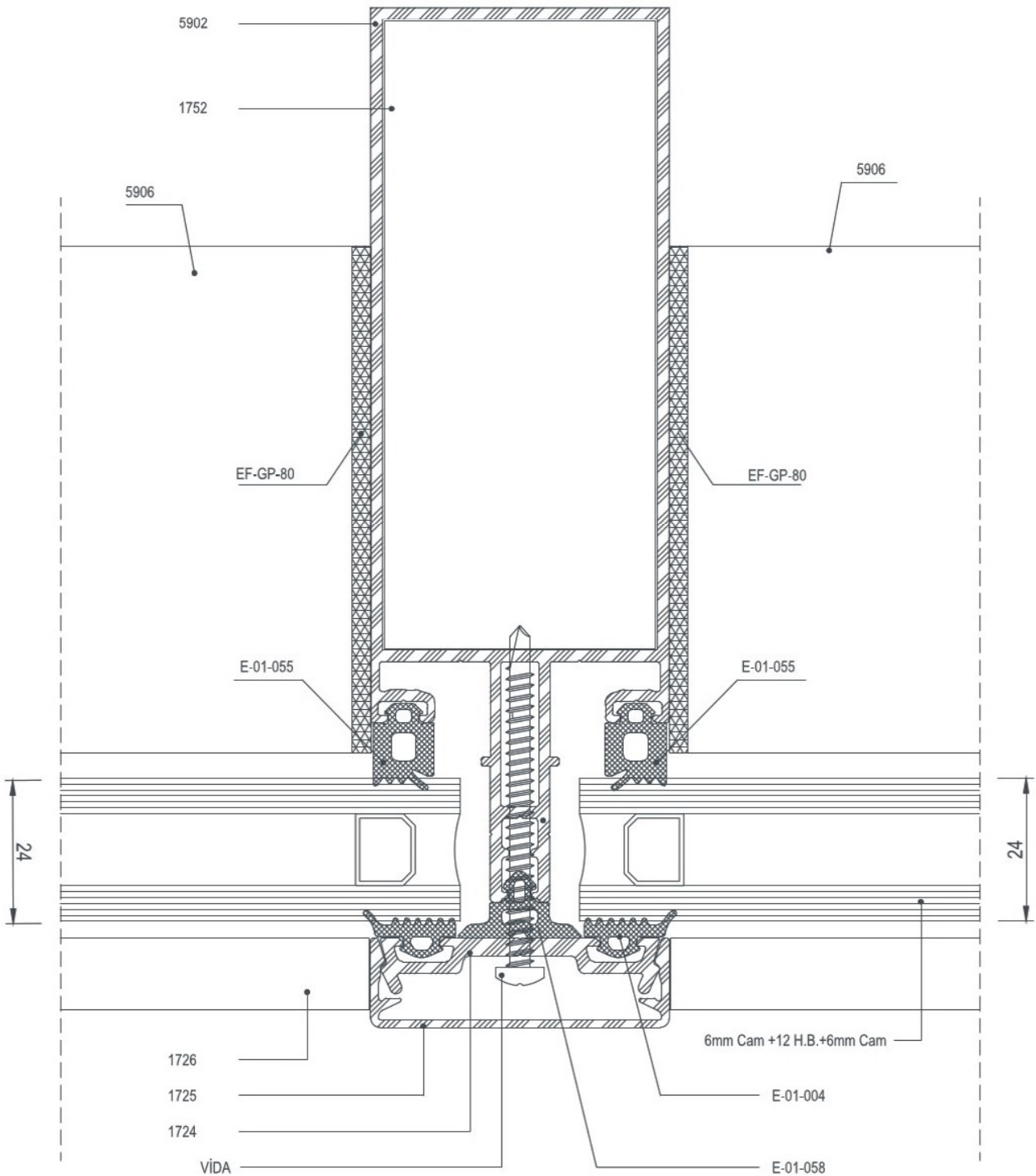
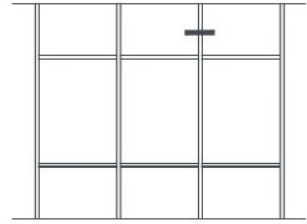
YARI KAPAKLI CEPHE DETAYLARI
SEMI COVER CAP DETAILS

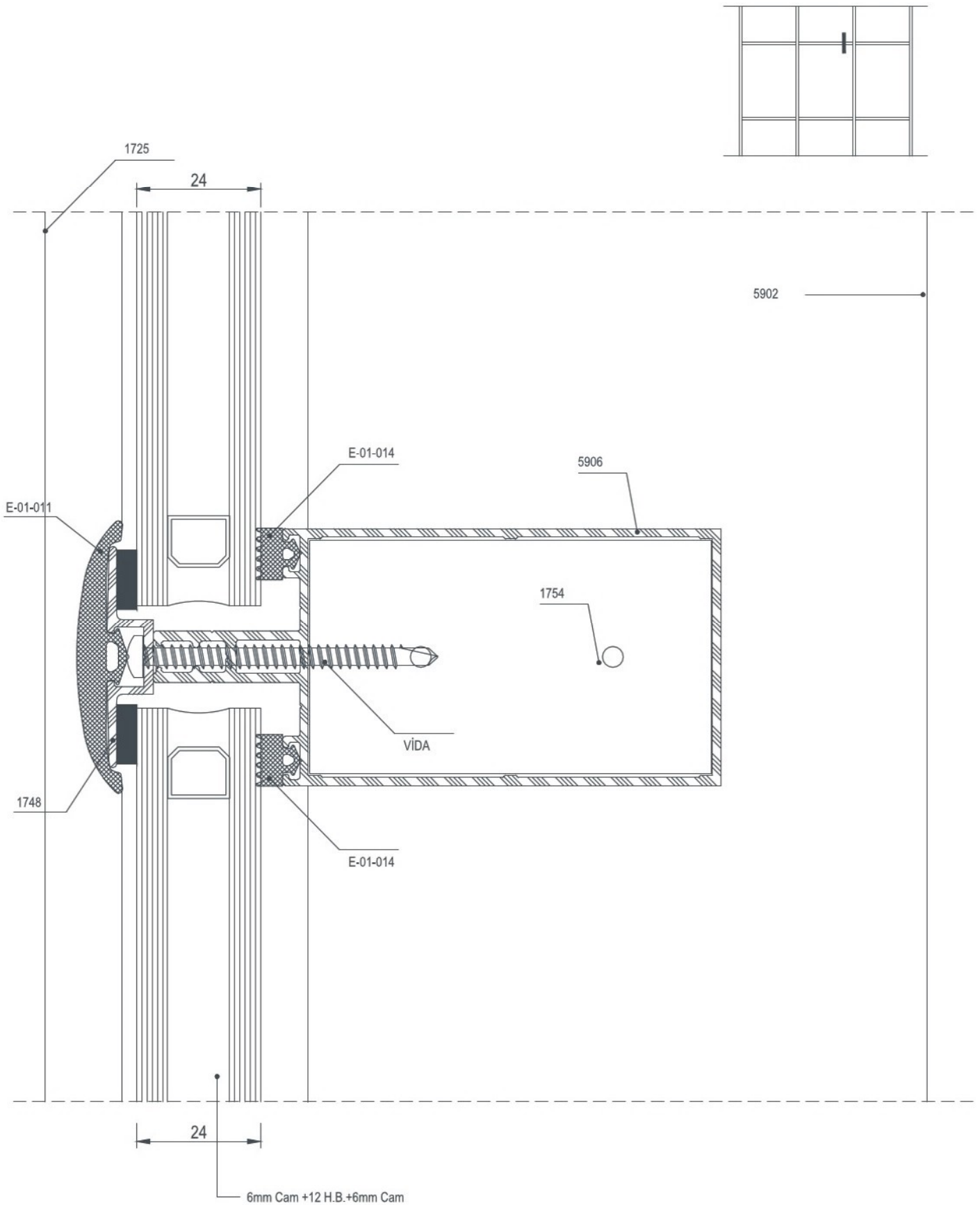












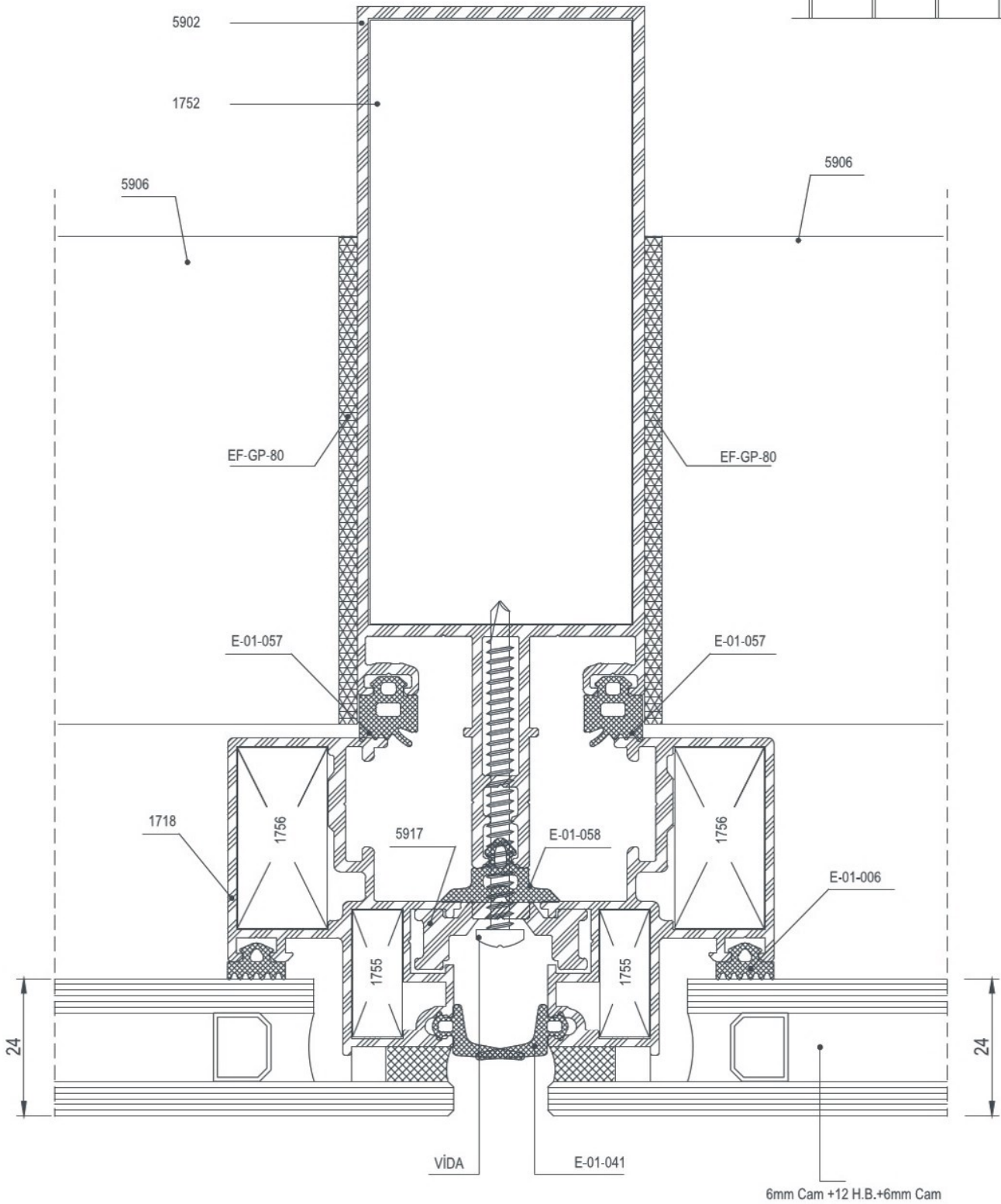
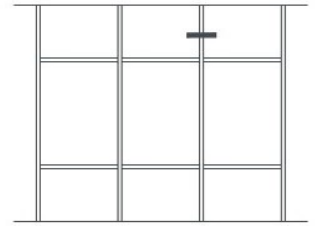


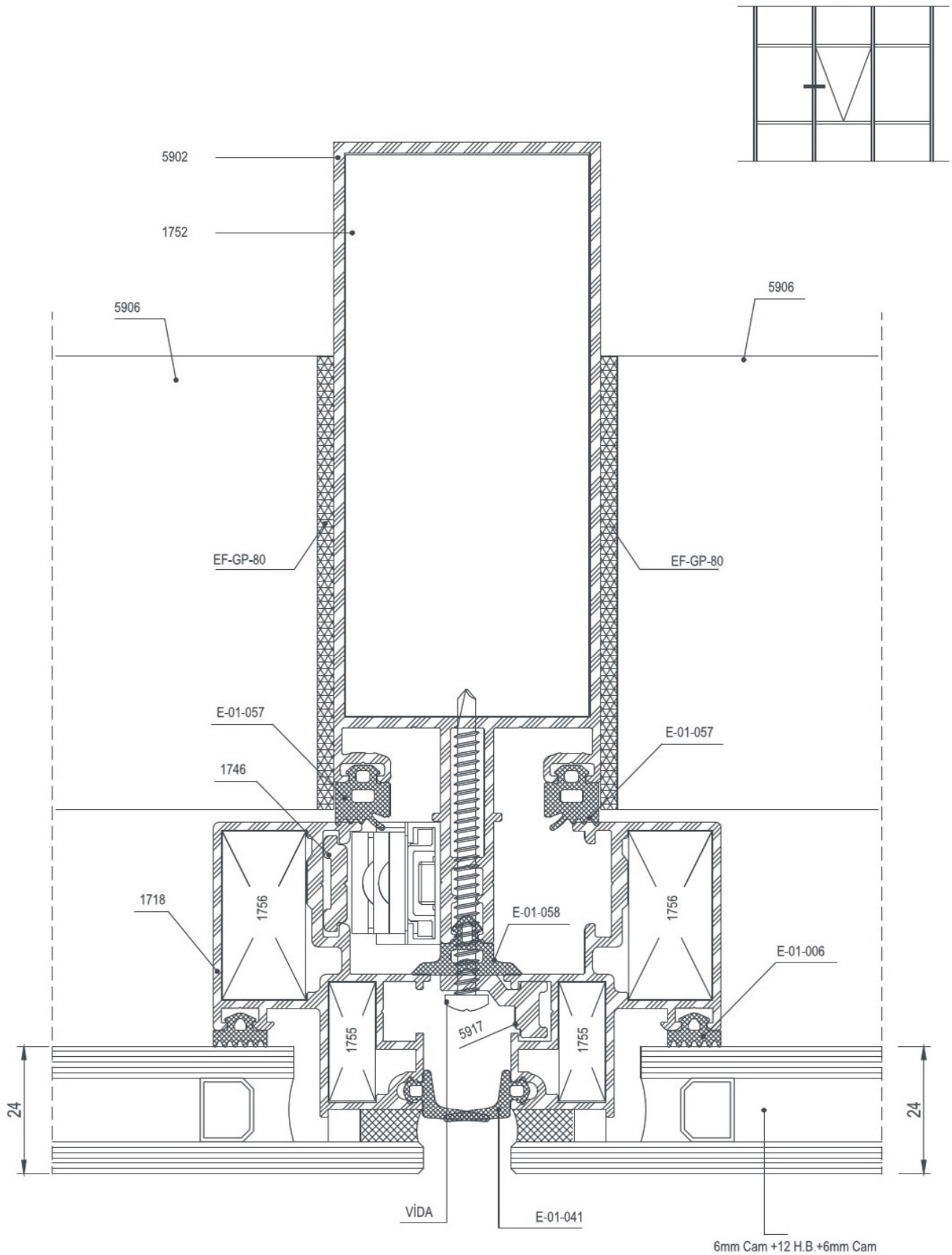
EF 50

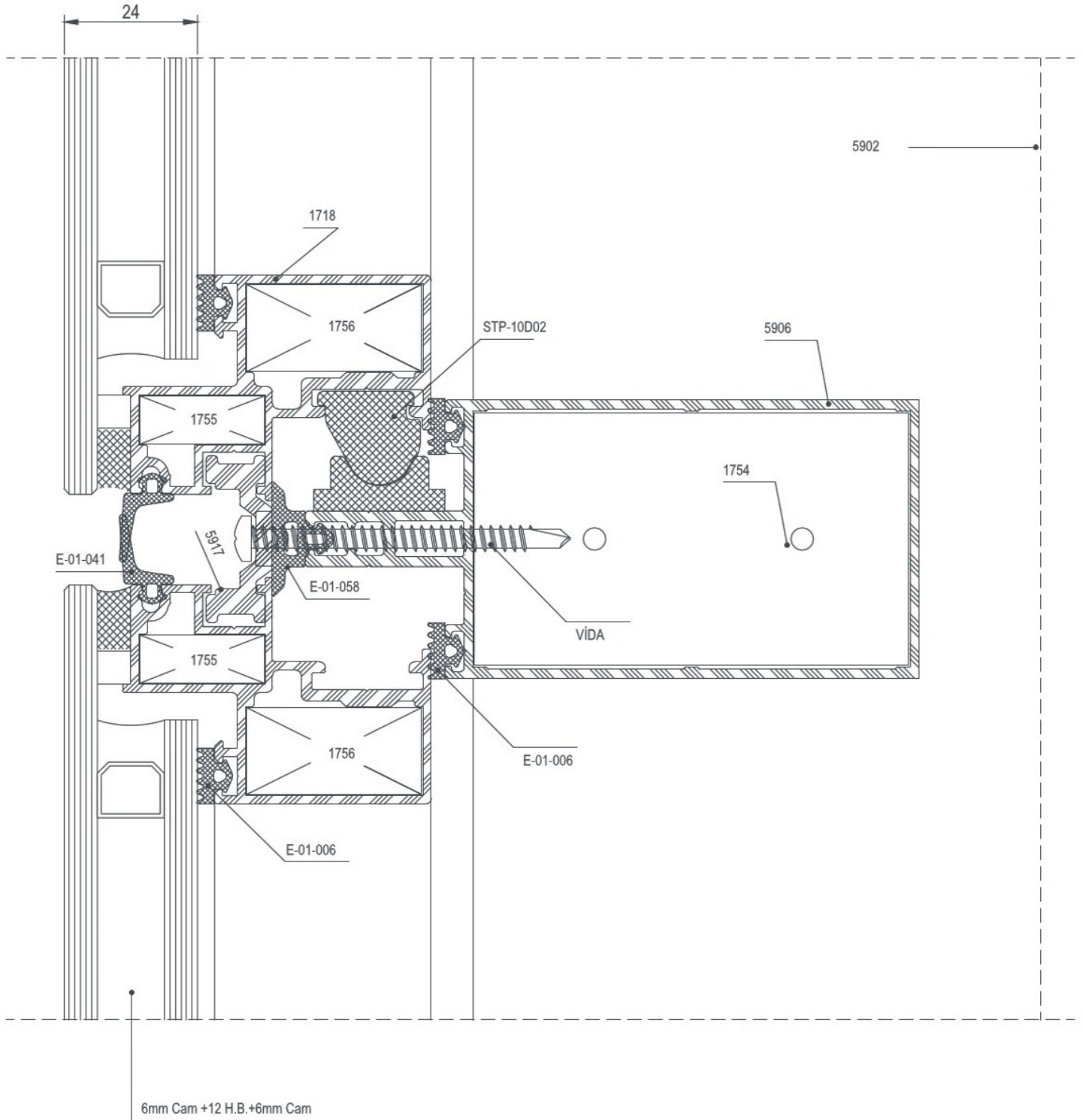
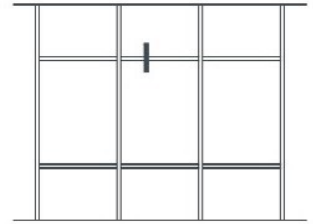
DETAYLAR

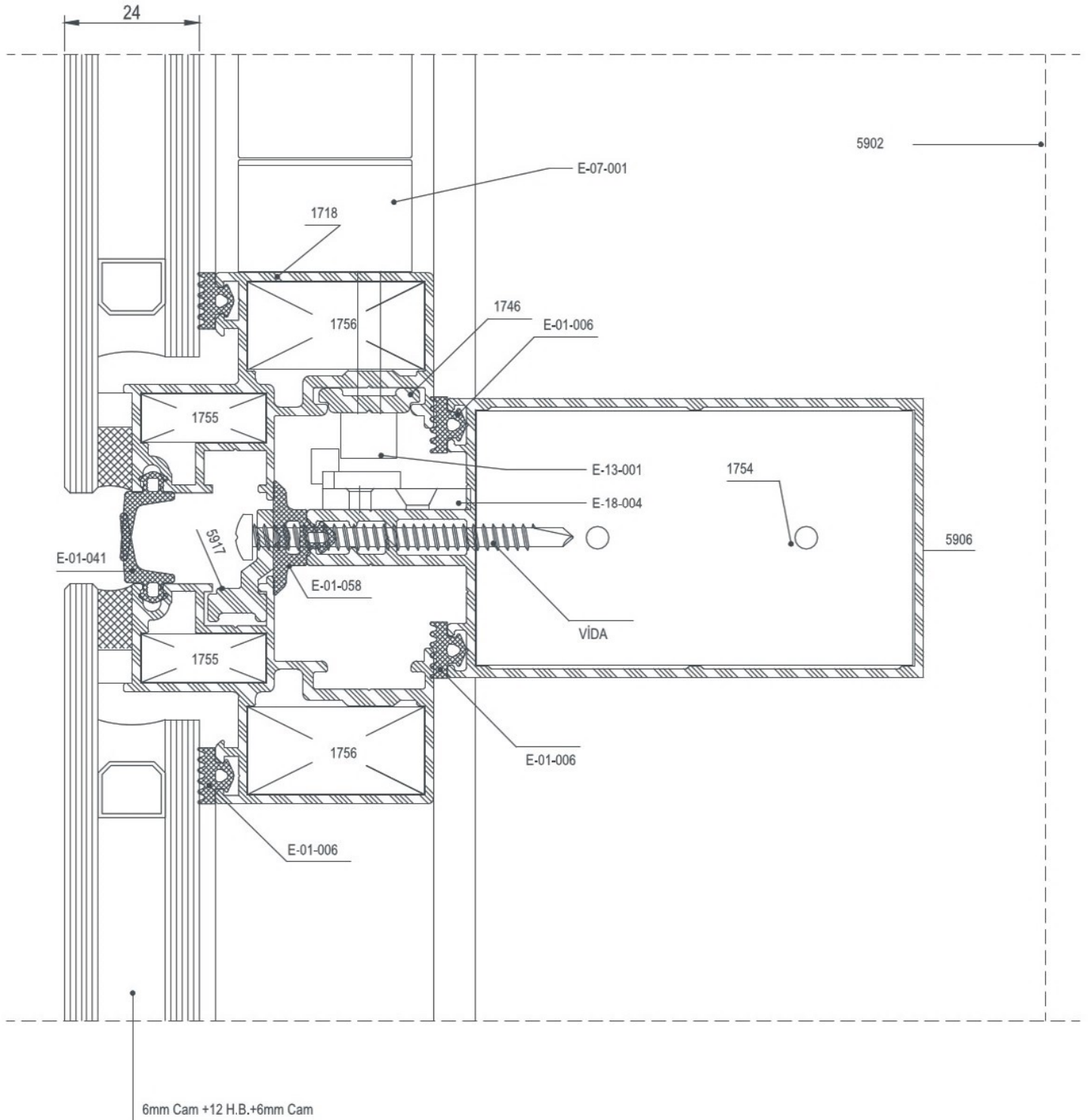
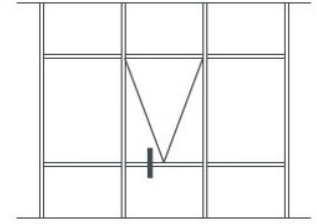
DETAILS

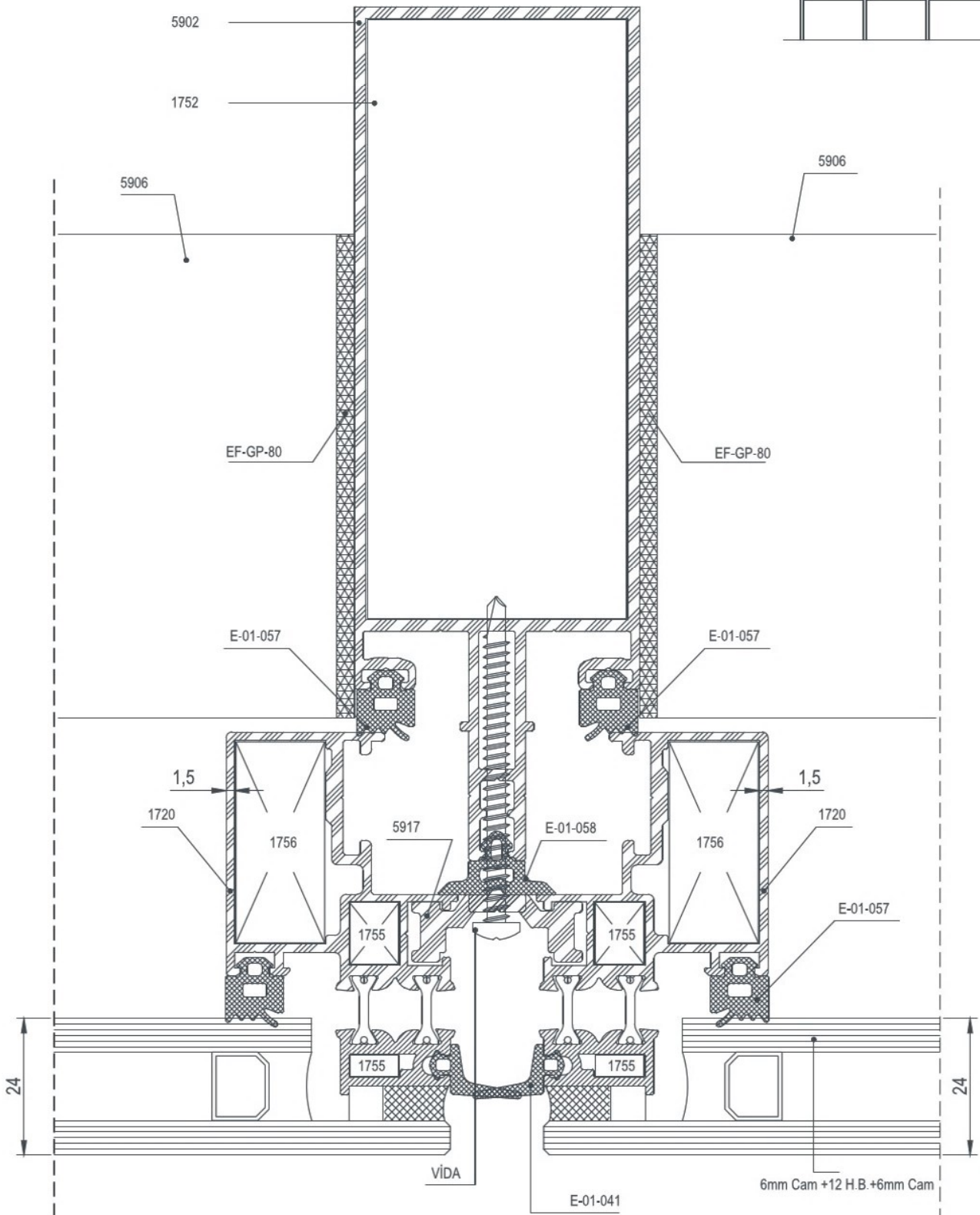
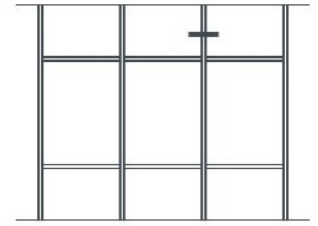
STRÜKTÜREL SİLİKON CEPHE DETAYLARI
STRUCTURAL SILICON FACADE DETAILS

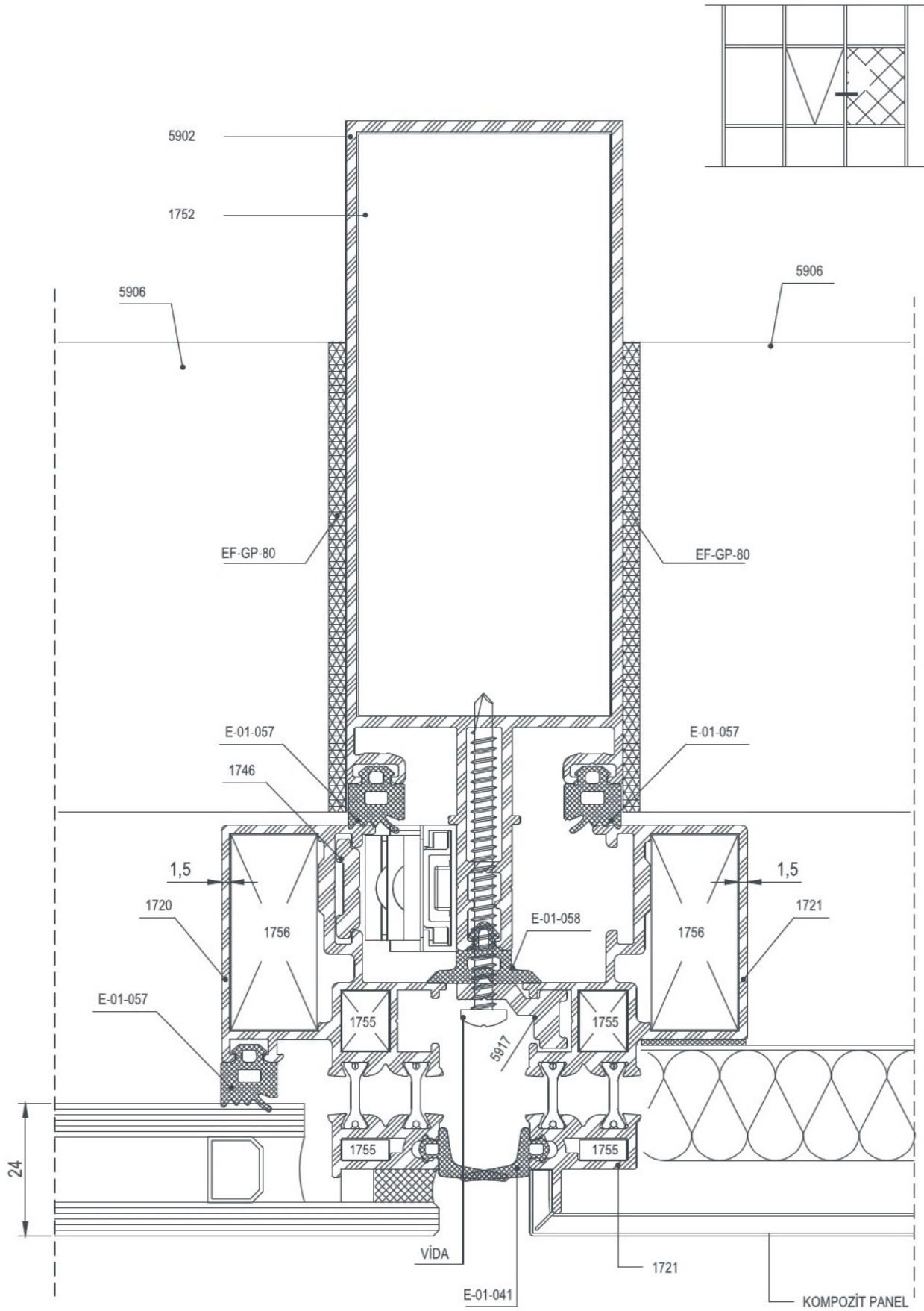












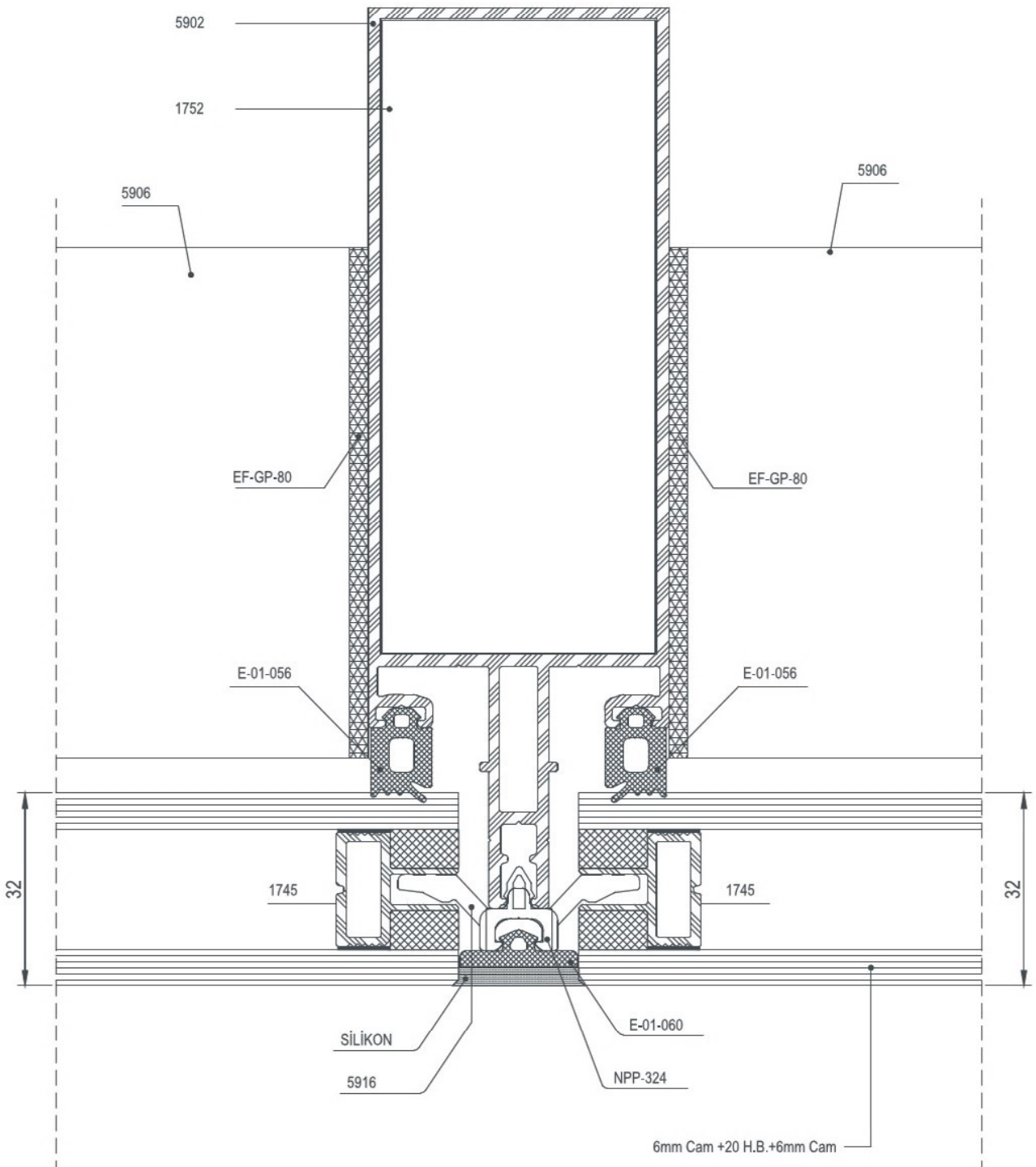
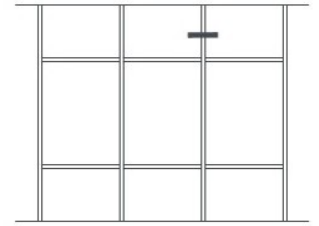


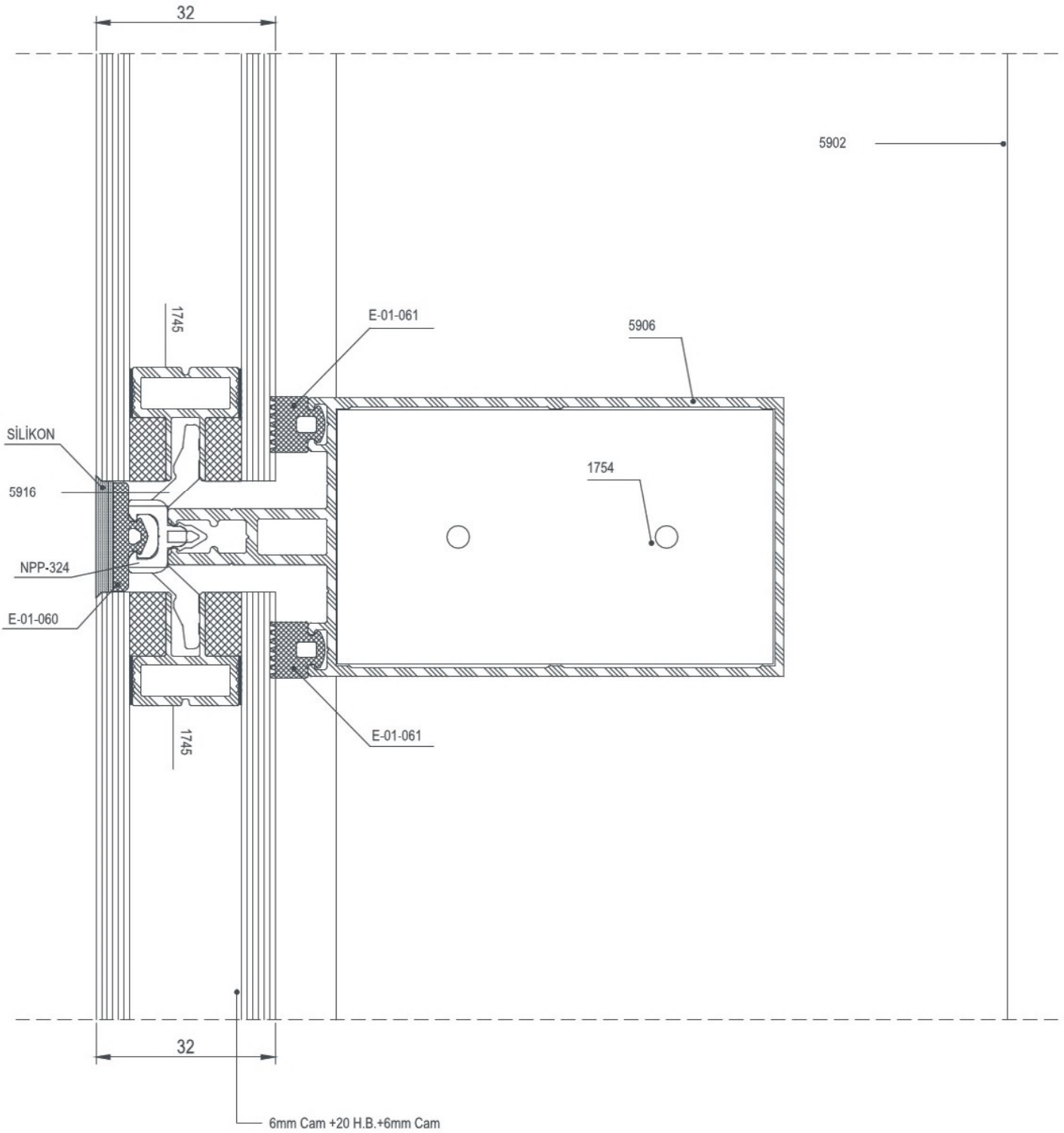
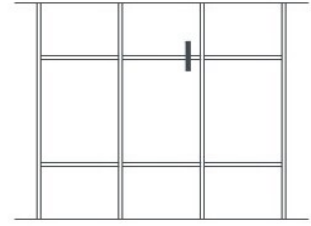
EF 50

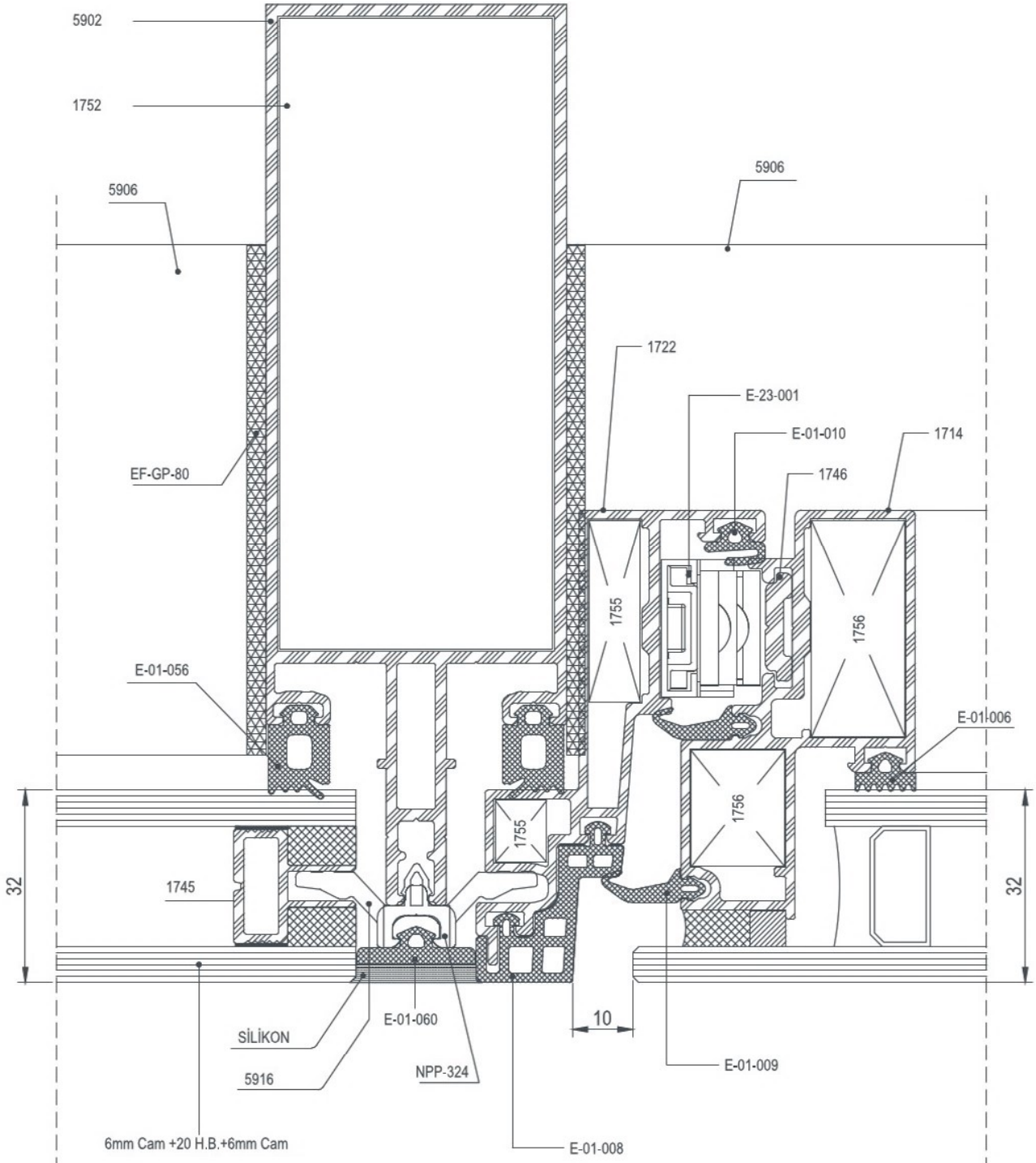
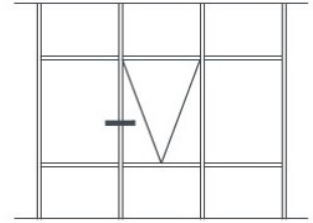
DETAYLAR

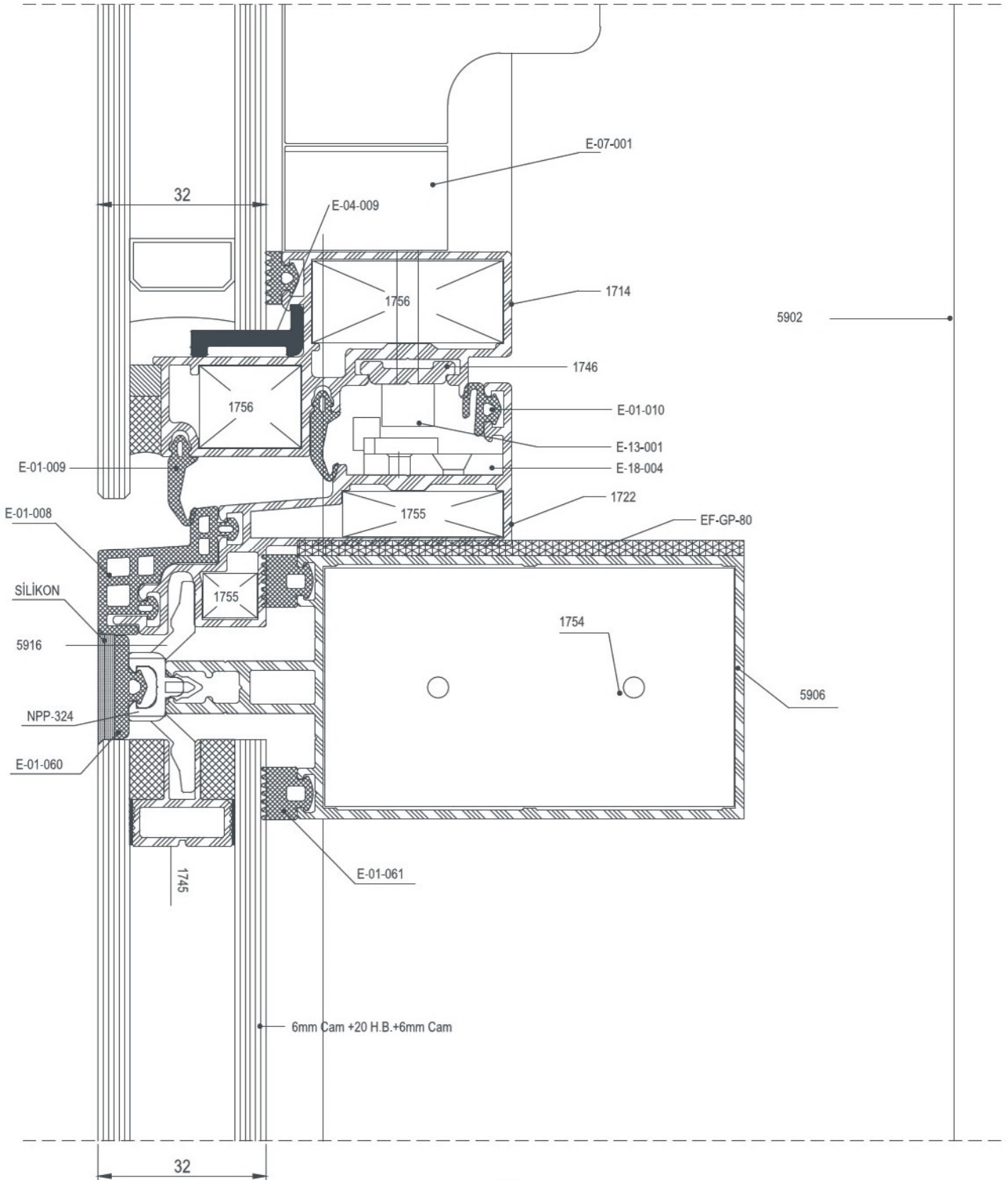
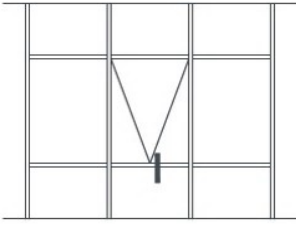
DETAILS

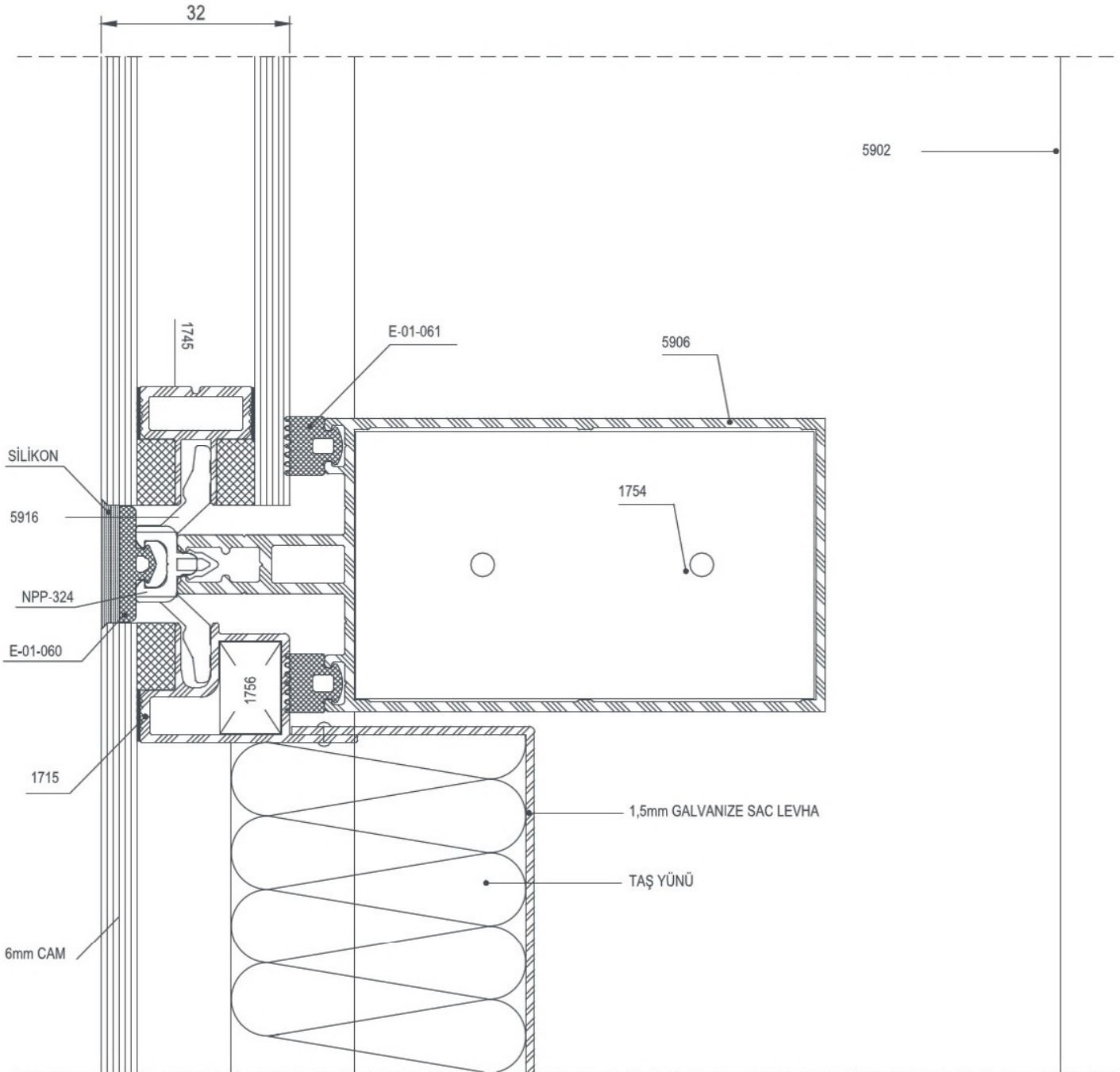
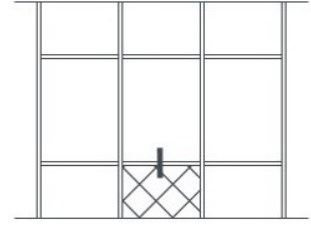
KLİPSLİ SİLİKON CEPHE DETAYLARI
CLIP SILICON FACADE DETAILS

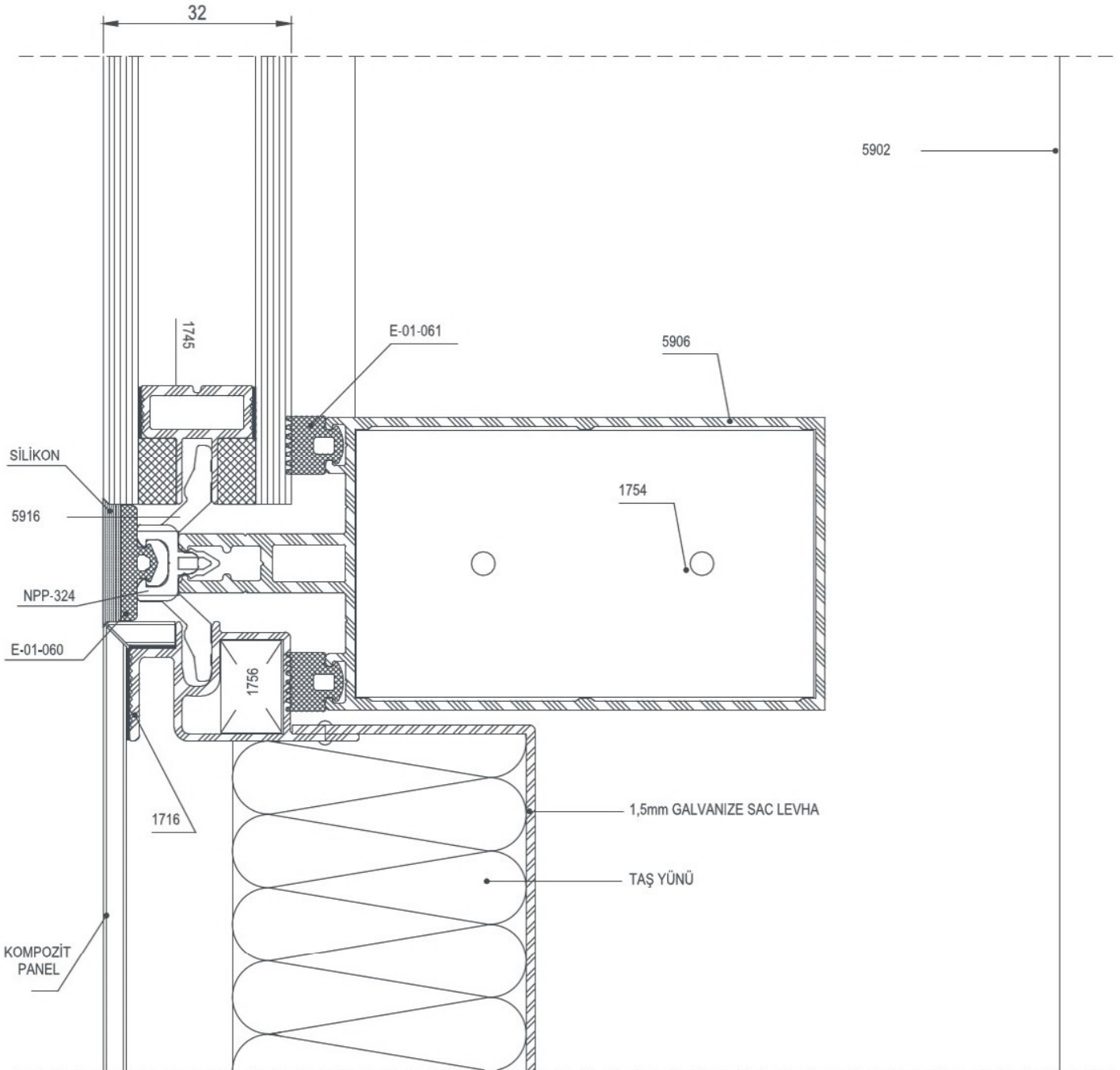
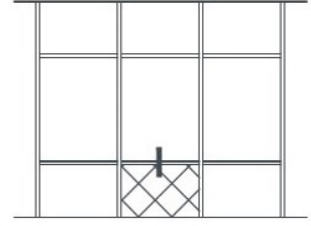










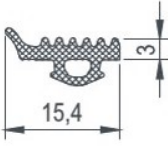

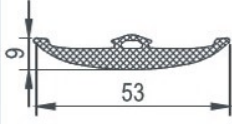
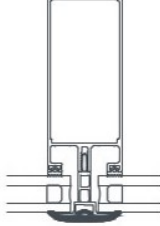
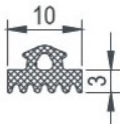
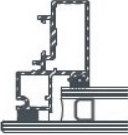
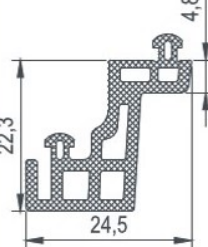
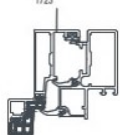
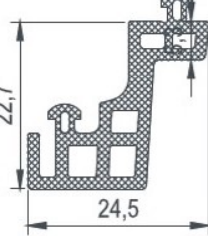
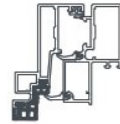
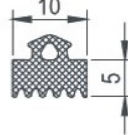
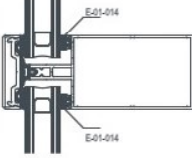
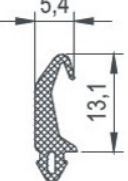

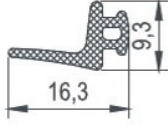

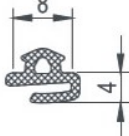

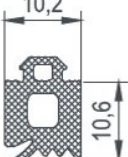
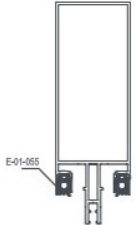




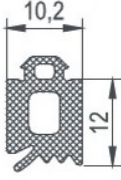
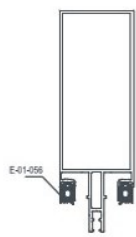
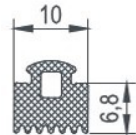
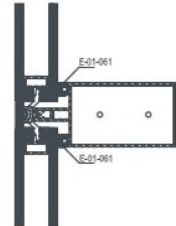
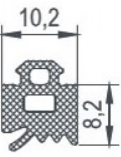
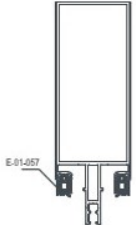
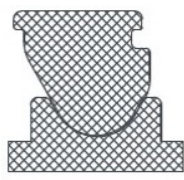
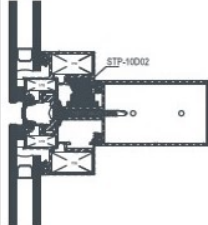
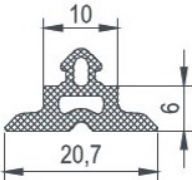
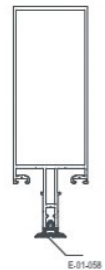


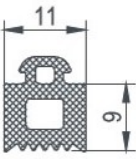
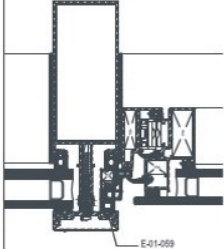
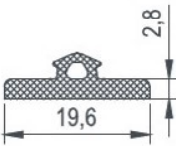
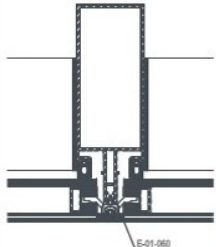
EF 50

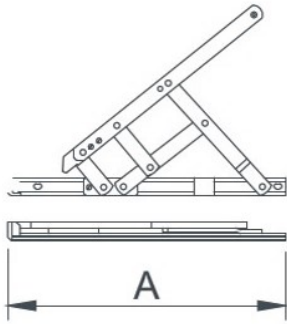
AKSESUARLAR

ACCESSORIES

	<p>E-01-004 3mm dış cam fitili 3mm gasket 65 gr/mt</p>			<p>E-01-011 Baskı Fitili Pressure Gasket 247 gr/mt</p>	
	<p>E-01-006 3mm iç cam fitili 3mm gasket 47 gr/mt</p>			<p>E-01-013 Gizli kanat kasa fitili Seal gasket 328 gr/mt</p>	
	<p>E-01-008 Gizli kanat kasa fitili Seal gasket 315 gr/mt</p>			<p>E-01-014 5mm iç cam fitili 5mm gasket 71 gr/mt</p>	
	<p>E-01-009 Orta bini fitili Central gasket 60 gr/mt</p>			<p>E-01-041 Tırnak Fitili Sealing Joint Gasket 58 gr/mt</p>	
	<p>E-01-010 Gizli kanat fitili Seal gasket 43 gr/mt</p>			<p>E-01-055 cam fitili gasket 110 gr/mt</p>	



	<p>E-01-055 cam fitili gasket 120 gr/mt</p>			<p>E-01-061 cam fitili gasket 85 gr/mt</p>	
	<p>E-01-057 cam fitili gasket 85 gr/mt</p>			<p>STP-10D02 kaset sabitleme plastiđi sahs fix plastic</p>	
	<p>E-01-058 Orta Baskı Fitili Central Gasket 105 gr/mt</p>			<p>NPP-324 pvc izolatör pvc insulator</p>	
	<p>E-01-059 dış cam fitili gasket 110 gr/mt</p>				
	<p>E-01-060 Orta Baskı Fitili Central Gasket 105 gr/mt</p>				



E-23-001

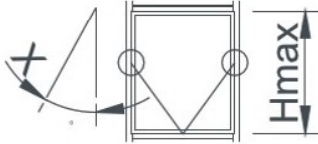
DIŐA AÇILIM MAKAS TOP-HUNG WINDOW

A= 16" (410 mm)
Hmax= 1200 mm Wmax=1200 mm
82 Kg 25°- 30°

E-23-002

DIŐA AÇILIM MAKAS TOP-HUNG WINDOW

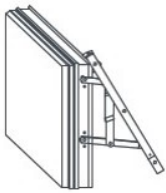
A= 18" (460 mm)
Hmax= 1400 mm Wmax=1500 mm
100 Kg 25°- 30°



E-23-003

DIŐA AÇILIM MAKAS TOP-HUNG WINDOW

A= 22" (560 mm)
Hmax= 1800 mm Wmax=1800 mm
110 Kg 20°- 25°



E-23-004

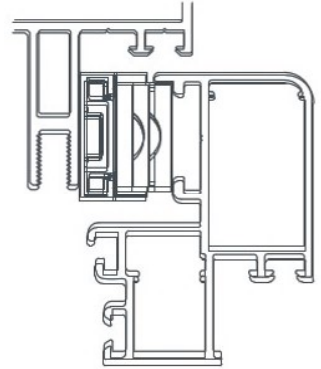
DIŐA AÇILIM MAKAS TOP-HUNG WINDOW

A= 28" (710 mm)
Hmax= 2000 mm Wmax=2000 mm
130 Kg 15°- 20°

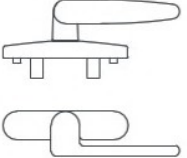
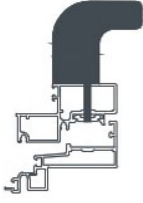


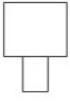
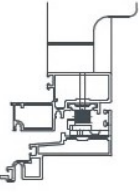

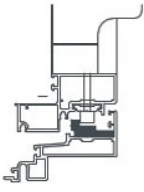
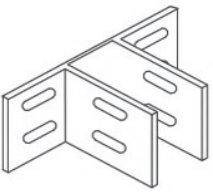
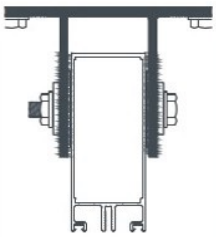

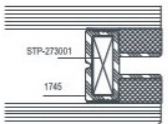
E-23-005

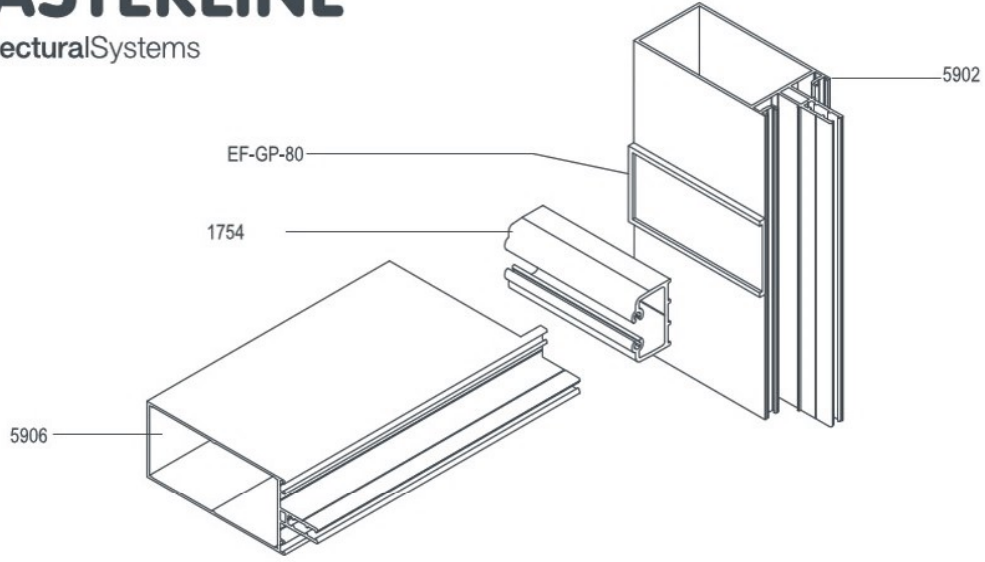
DIŐA AÇILIM MAKAS TOP-HUNG WINDOW

A= 26" (660 mm)
Hmax= 2500 mm
180 Kg 20°





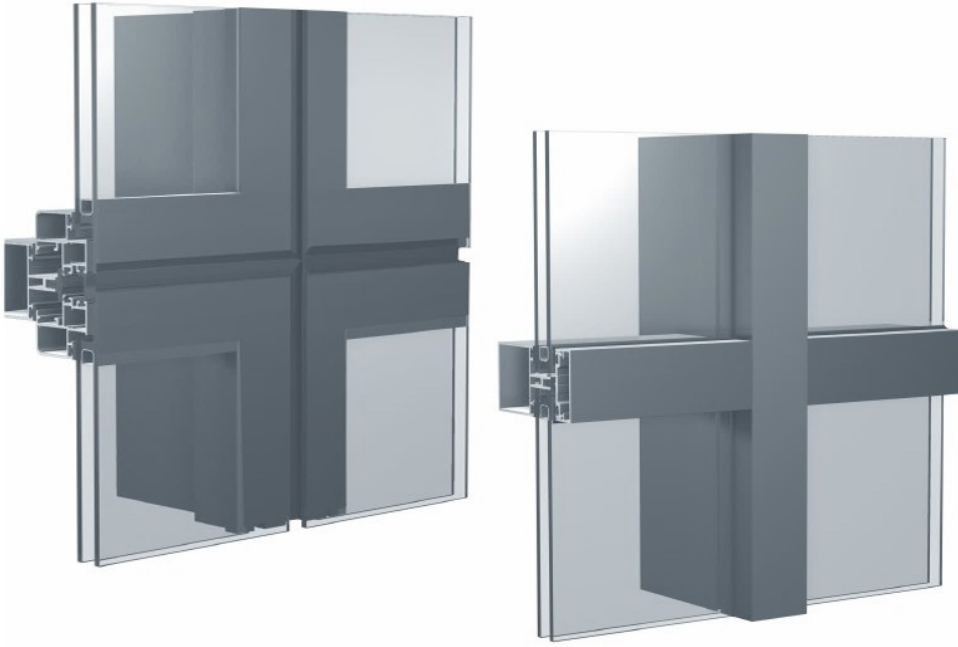
	E-07-001 Cephe Kolu Handle			E-04-010 PVC Kapak PVC Cap	
	E-13-001 Pim Pin				
	E-18-004 Pim Karşılığı Lock Plate				
	E-08-002 Ankraj Anchorage				
	STP-273001 1745 için köşe takozu 1745 corner joint				



ÇİZİM DRAWING	AKSESUAR KODU ACCESSORY CODE	PROFİL PROFILE	MALZEME MATERIAL	ÇİZİM DRAWING	AKSESUAR KODU ACCESSORY CODE	PROFİL PROFILE	MALZEME MATERIAL
	EF-GP-80	5906	TPV		EF-GP-160	5911	TPV
	EF-GP-100	5907	TPV		EF-GP-200	5915	TPV
	EF-GP-120	5908	TPV				
	EF-GP-140	5910	TPV				
	EF-GP-150	5912	TPV				



ECR 50



GİYDİRME CEPHE SİSTEMLERİ

CURTAIN WALL SYSTEMS



COD Code	PROFİL KESİTİ Profile View	PROFİL AÇIKLAMASI Profile Description	AGIRLIK (kg/m) Weight	Jxx cm4	Jyy cm4	Wxx cm3	Wyy cm3
1611		DÜŞEY VE YATAY PROFİL MULLION and TRANSOM PROFILE	1,194	22,71	12,76	5,72	5,10
1612		DÜŞEY VE YATAY PROFİL MULLION and TRANSOM PROFILE	1,454	59,50	18,38	11,30	7,35
1613		DÜŞEY VE YATAY PROFİL MULLION and TRANSOM PROFILE	1,672	108,26	23,08	16,65	9,23
1614		DÜŞEY VE YATAY PROFİL MULLION and TRANSOM PROFILE	1,850	161,33	26,88	21,26	1,75
1625		DÜŞEY VE YATAY PROFİL MULLION and TRANSOM PROFILE	1,434	26,44	15,31	6,51	6,12
1626		DÜŞEY VE YATAY PROFİL MULLION and TRANSOM PROFILE	1,760	70,37	22,23	13,08	8,90
1627		DÜŞEY VE YATAY PROFİL MULLION and TRANSOM PROFILE	2,010	127,23	27,99	19,37	11,19
1628		DÜŞEY VE YATAY PROFİL MULLION and TRANSOM PROFILE	2,226	189,89	32,60	25,30	13,03
1648		DÜŞEY VE YATAY PROFİL MULLION and TRANSOM PROFILE	2,763	320,76	38,49	34,57	15,39
1649		DÜŞEY VE YATAY PROFİL MULLION and TRANSOM PROFILE	2,980	435,04	43,10	42,30	17,23
1629		DÜŞEY VE YATAY PROFİL MULLION and TRANSOM PROFILE	1,136	19,67	12,72	5,53	5,09



COD Code	PROFİL KESİTİ Profile View	PROFİL AÇIKLAMASI Profile Description	AGIRLIK (kg/m) Weight	Jxx cm4	Jyy cm4	Wxx cm3	Wyy cm3
1424		DÜŞEY VE YATAY PROFİL MULLION and TRANSOM PROFILE	1,396	53,98	18,35	10,96	7,34
1621		GİZLİ KANAT KASAT PROFİLİ HIDDEN SASH FOR FRAME PROFILE	1,011	20,68	2,38	5,18	1,25
1615		KASET PROFİLİ SASH PROFILE	0,926	9,97	3,54	3,19	1,61
1630		KASET PROFİLİ (SABİT) SASH PROFILE (FIX)	0,619	6,76	2,24	2,12	1,05
1617		KAPAK ALTI PROFİLİ COVER BOTTOM PROFILE	0,452	3,31	0,10	1,40	0,13
1618		KAPAK PROFİLİ COVER PROFILE	0,359	5,15	0,52	2,06	0,36
1616		KAPAK PROFİLİ COVER PROFILE	0,849	15,14	10,28	3,54	4,41
1468		KAPAK PROFİLİ COVER PROFILE	0,268	3,27	0,14	1,22	0,14
1622		KASET BAĞLANTI PROFİLİ SASH CONNECTION PROFILE	0,170	---	---	---	---
1620		TİJ PROFİLİ SASH PROFILE	0,154	---	---	---	---
1619		TEK CAM PROFİLİ SINGLE GLAZING PROFILE	0,206	---	---	---	---



COD Code	PROFİL KESİTİ Profile View	PROFİL AÇIKLAMASI Profile Description	AGIRLIK (kg/m) Weight	Jxx cm4	Jyy cm4	Wxx cm3	Wyy cm3
1724		KAPAK ALTI PROFİLİ COVER BOTTOM PROFILE	0,445	3,49	0,10	1,50	0,13
1725		KAPAK PROFİLİ COVER PROFILE	0,316	4,27	0,22	1,70	0,20
1726		KAPAK PROFİLİ COVER PROFILE	0,268	3,32	0,12	1,32	0,13
1727		KAPAK PROFİLİ COVER PROFILE	0,621	8,47	2,43	3,39	1,11
1728		KAPAK PROFİLİ COVER PROFILE	0,606	7,70	3,17	3,07	1,40
1729		KAPAK PROFİLİ COVER PROFILE	0,527	6,02	0,10	2,12	0,14
1730		KAPAK PROFİLİ COVER PROFILE	0,351	6,61	0,24	2,20	0,20
1731		KAPAK PROFİLİ COVER PROFILE	0,303	5,20	0,12	1,73	0,13
1732		KAPAK PROFİLİ COVER PROFILE	0,921	18,61	10,85	4,42	4,34
1733		KAPAK PROFİLİ COVER PROFILE	1,094	37,10	12,61	7,00	5,04
1734		KAPAK PROFİLİ COVER PROFILE	1,373	72,17	16,15	10,83	6,46



COD Code	PROFİL KESİTİ Profile View	PROFİL AÇIKLAMASI Profile Description	AGIRLIK (kg/m) Weight	Jxx cm4	Jyy cm4	Wxx cm3	Wyy cm3
1735		KAPAK PROFİLİ COVER PROFILE	1,716	127,95	18,32	16,16	6,68
1645		DİLATASYON PROFİLİ DILATATION PROFILE	6,060	721,72	74,10	72,02	32,43
1606		YATAY KAYIT BAĞ. PROFİLİ TRANSOM CONNECTION PROFILE	0,864	----	----	----	----
1624		KÖŞE TAKOZ PROFİLİ CORNER JOINT	1,742	----	----	----	----
1623		KÖŞE TAKOZ PROFİLİ CORNER JOINT	4,855	----	----	----	----



ECR 50

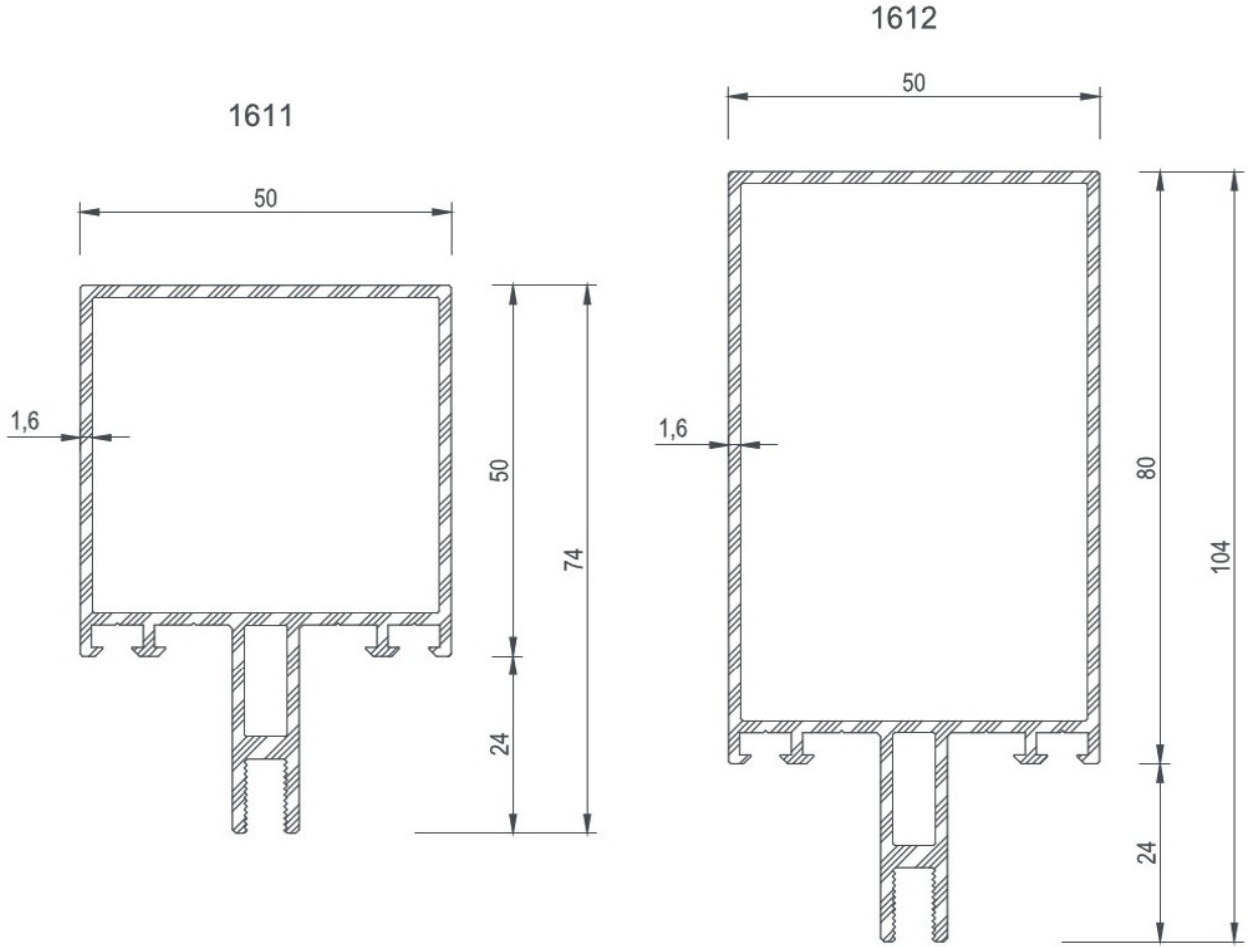
PROFİLLER

PROFILES

GİYDİRME CEPHE SİSTEMLERİ
CURTAIN WALL SYSTEMS



COD Code	AGIRLIK (kg/m) Weight	J _{xx} cm ⁴	J _{yy} cm ⁴	J _{xx} cm ³	J _{yy} cm ³	L m
1611	1,194	22,71	12,76	5,72	5,10	6
1612	1,454	59,50	18,38	11,30	7,35	6

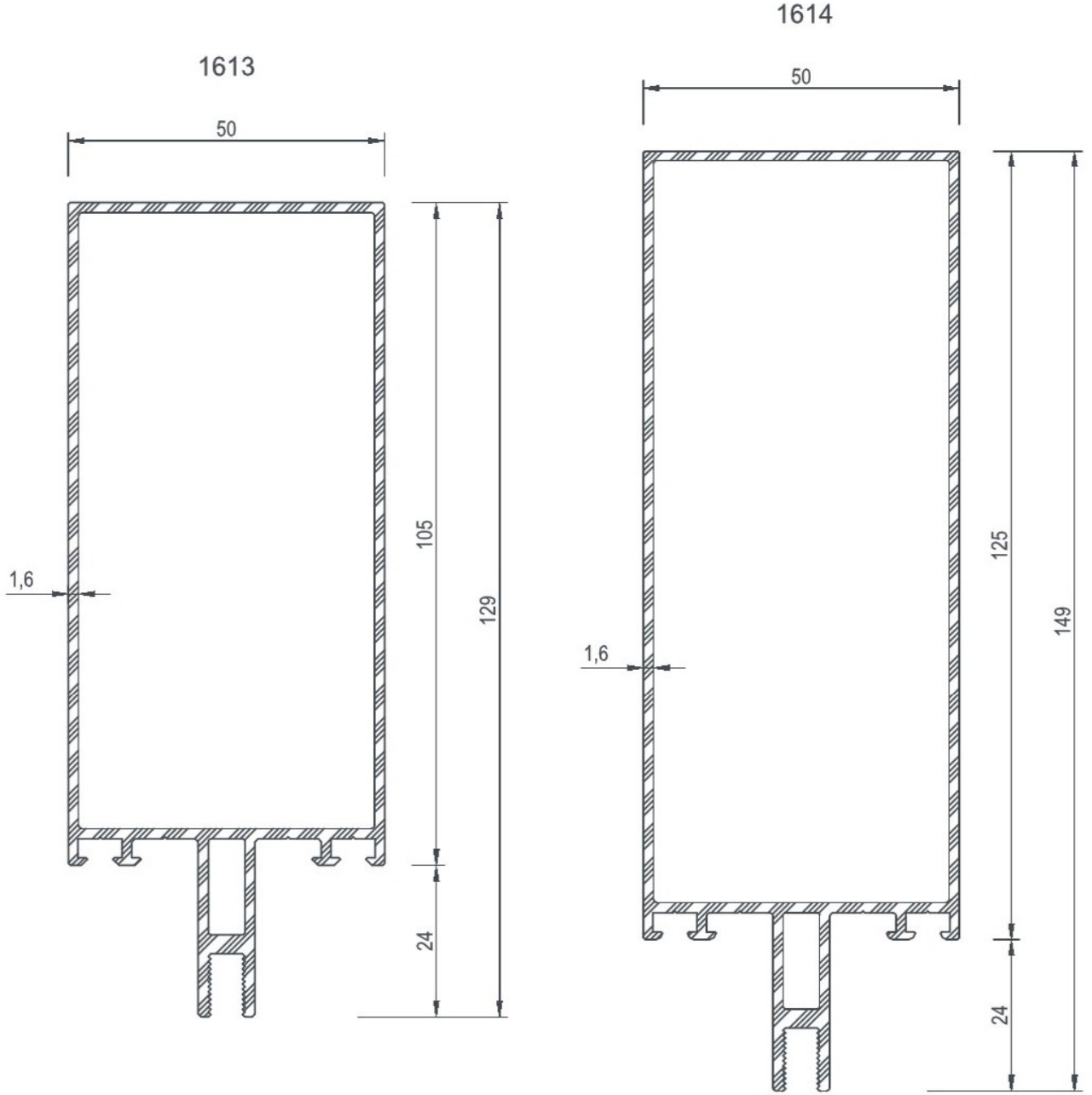


DİLATASYON PROFİLİ Dilatation Profile	DİLATASYON BAĞLANTI PROFİLİ Dilatation Connection Profile		KESİM ÖLÇÜSÜ Cutting Size
	PROFİL KODU Profile Code	AKSESUAR KODU Accessory Code	
1611	1645	1645-42,1	42,1 mm
1612	1645	1645-72,1	72,1 mm

DİLATASYON PROFİLİ Dilatation Profile	DİLATASYON BAĞLANTI PROFİLİ Dilatation Connection Profile		KESİM ÖLÇÜSÜ Cutting Size
	PROFİL KODU Profile Code	AKSESUAR KODU Accessory Code	
1611	1606	1606-42,1	42,1 mm
1612	1606	1606-72,1	72,1 mm



COD Code	AGIRLIK (kg/m) Weight	J _{xx} cm ⁴	J _{yy} cm ⁴	J _{xx} cm ³	J _{yy} cm ³	L m
1613	1,672	108,26	23,08	16,65	9,23	6
1614	1,850	161,33	26,88	21,26	10,75	6

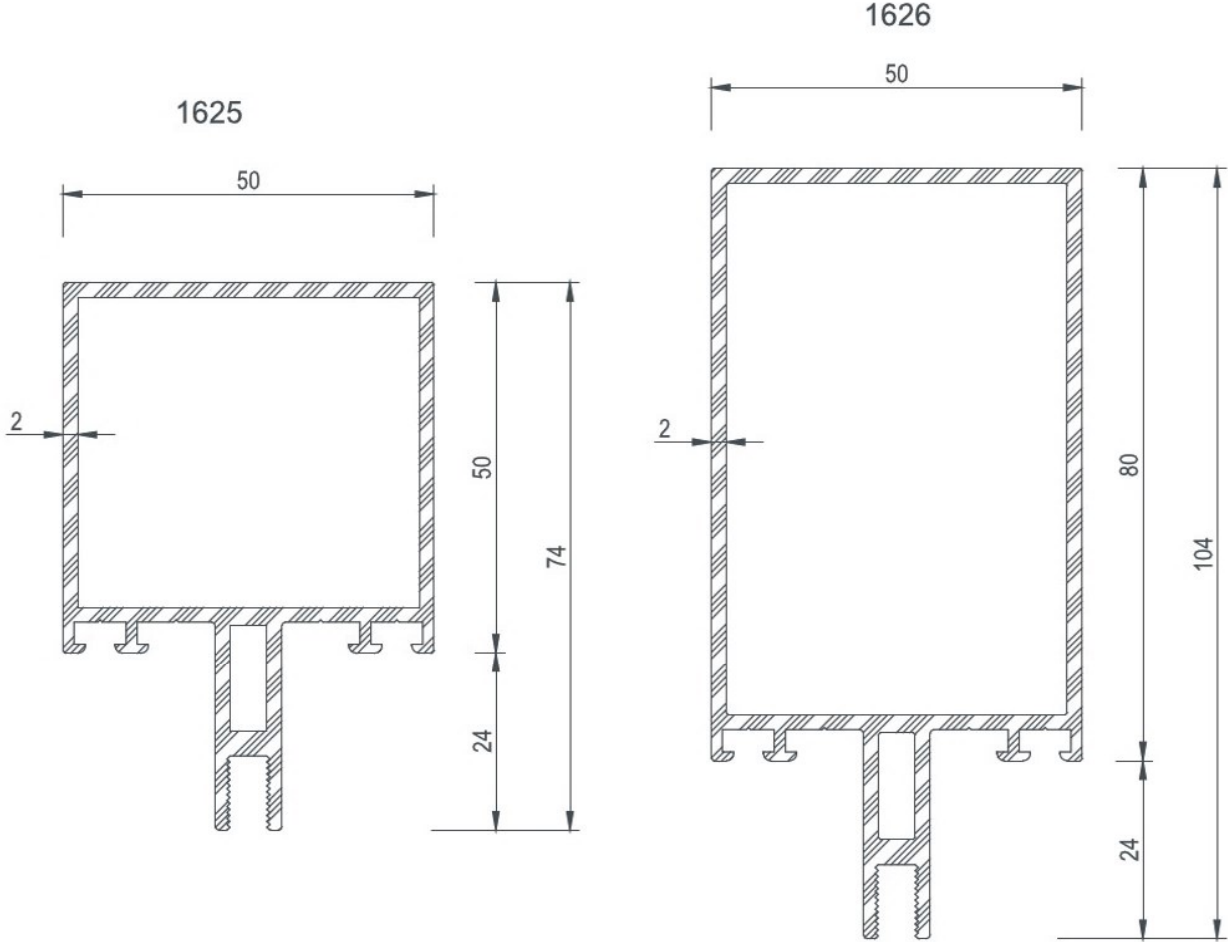


DİLATASYON PROFİL Dilatation Profile	DİLATASYON BAĞLANTI PROFİLİ Dilatation Connection Profile		KESİM ÖLÇÜSÜ Cutting Size
	PROFİL KODU Profile Code	AKSESUAR KODU Accessory Code	
1613	1645	1645-96,7	96,7 mm
1614	1645	1645-116,7	116,7 mm

DİLATASYON PROFİL Dilatation Profile	DİLATASYON BAĞLANTI PROFİLİ Dilatation Connection Profile		KESİM ÖLÇÜSÜ Cutting Size
	PROFİL KODU Profile Code	AKSESUAR KODU Accessory Code	
1613	1606	1606-96,7	96,7 mm
1614	1606	1606-116,7	116,7 mm



COD Code	AGIRLIK (kg/m) Weight	Jxx cm ⁴	Jyy cm ⁴	Jxx cm ³	Jyy cm ³	L m
1625	1,434	26,44	15,31	6,51	6,12	6
1626	1,760	70,37	22,23	13,08	8,90	6

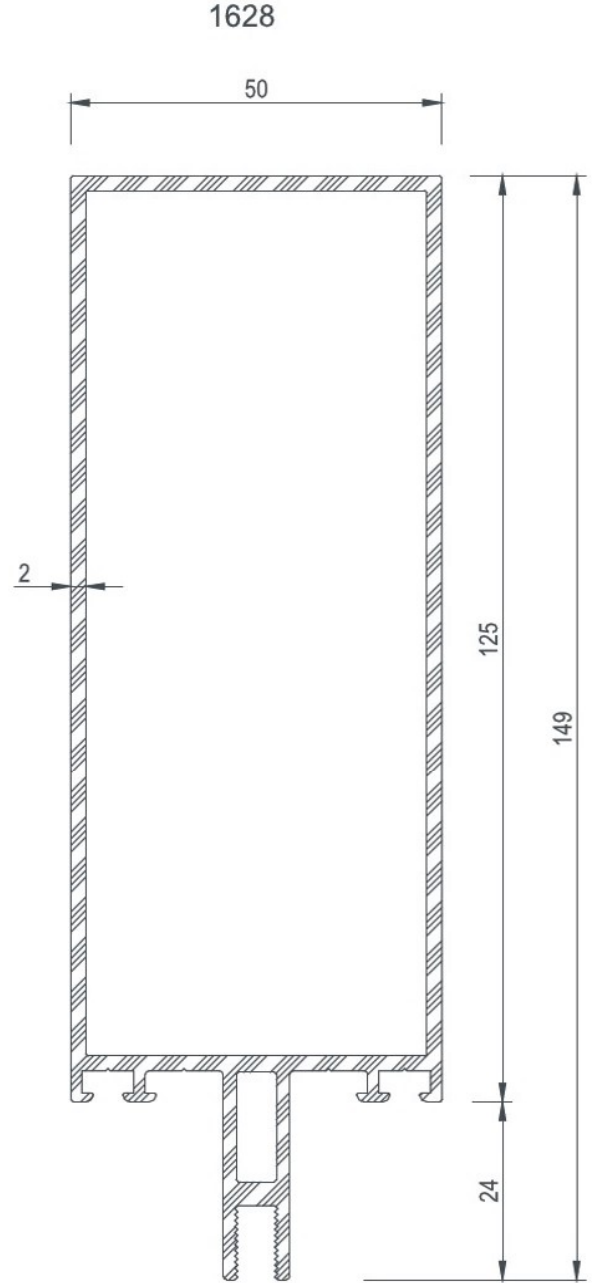
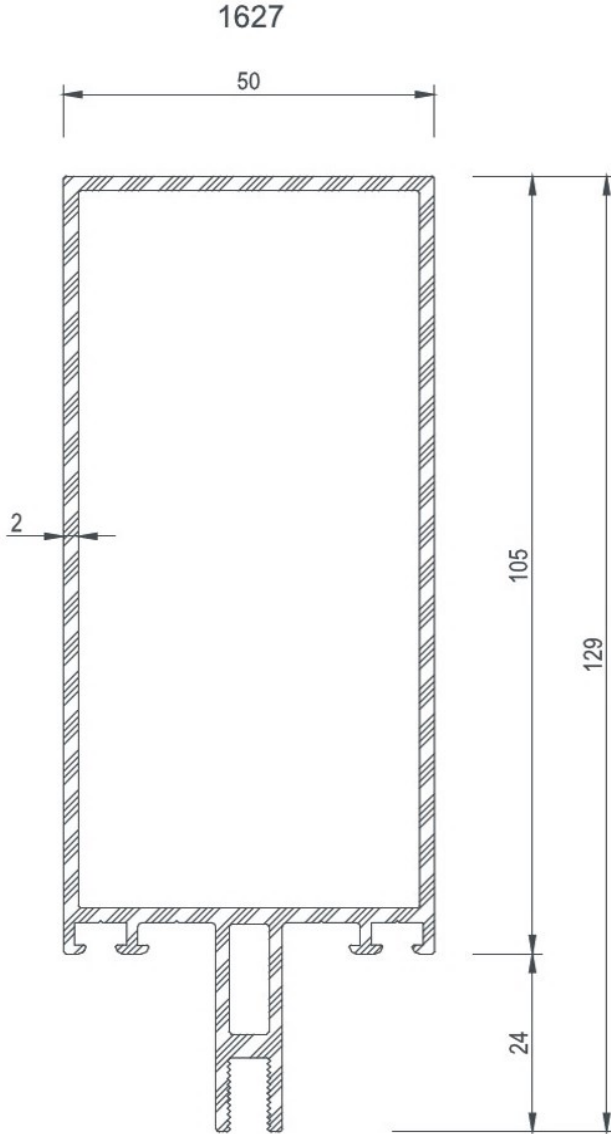


"U" BAĞLANTI "U" Prof.	"U" BAĞLANTI PROFİLİ "U" Connection Profile		KESİM ÖLÇÜSÜ Cutting Size
	PROFİL KODU Profile Code	AKSESUAR KODU Accessory Code	
1625	1645	1645-41,3	41,3 mm
1626	1645	1645-71,3	71,3 mm

"U" BAĞLANTI "U" Prof.	"U" BAĞLANTI PROFİLİ "U" Connection Profile		KESİM ÖLÇÜSÜ Cutting Size
	PROFİL KODU Profile Code	AKSESUAR KODU Accessory Code	
1625	1606	1606-41,3	41,3 mm
1626	1606	1606-71,3	71,3 mm



COD Code	AGIRLIK (kg/m) Weight	Jxx cm ⁴	Jyy cm ⁴	Jxx cm ³	Jyy cm ³	L m
1627	2,010	127,23	27,99	19,37	11,19	6
1628	2,226	189,89	32,60	25,30	13,03	6

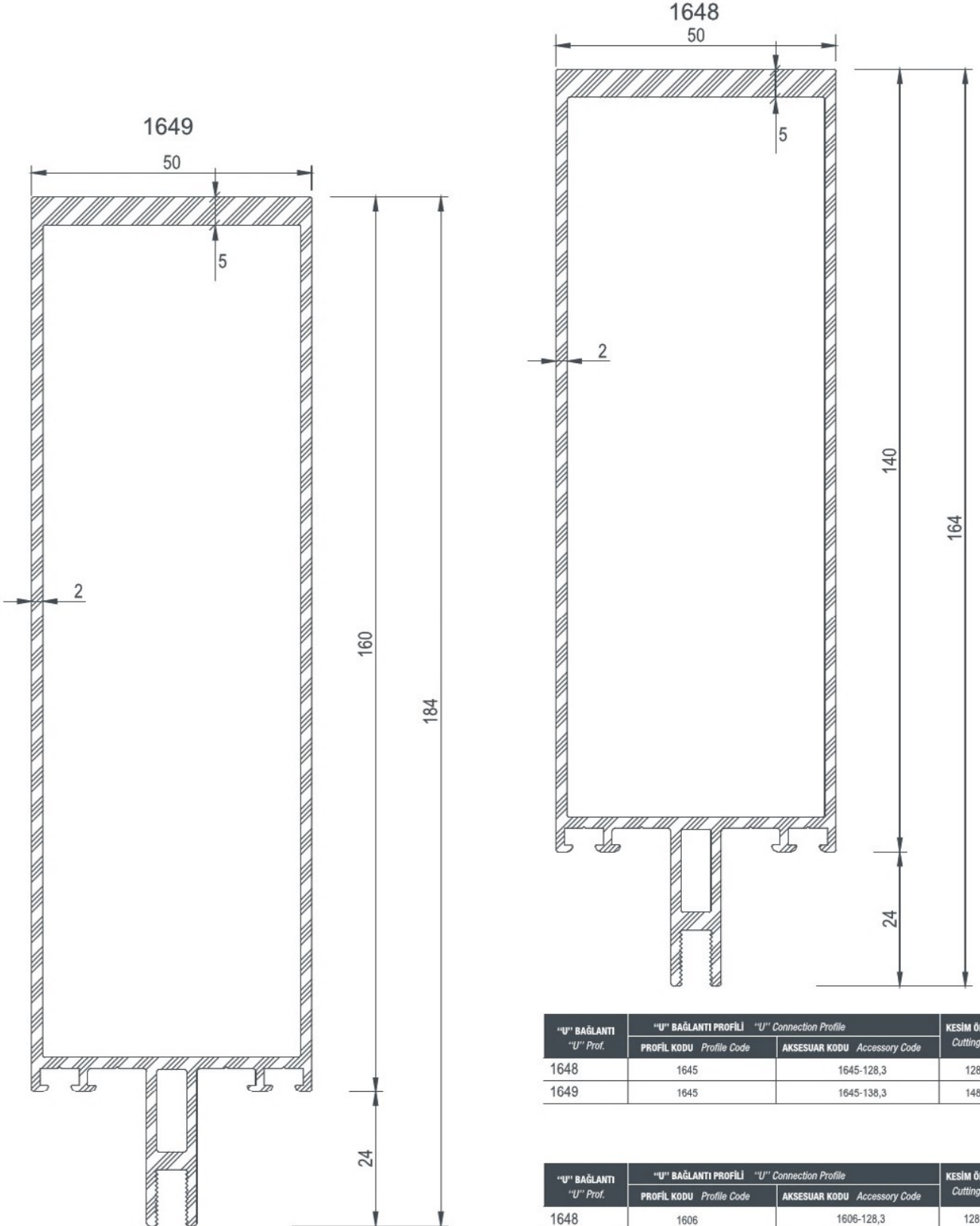


"U" BAĞLANTI "U" Prof.	"U" BAĞLANTI PROFİLİ "U" Connection Profile		KESİM ÖLÇÜSÜ Cutting Size
	PROFİL KODU Profile Code	AKSESUAR KODU Accessory Code	
ECR50 F 07	ECR50 C 01	E-06-014	96,3 mm
ECR50 F 08	ECR50 C 01	E-06-015	116,3 mm

"U" BAĞLANTI "U" Prof.	"U" BAĞLANTI PROFİLİ "U" Connection Profile		KESİM ÖLÇÜSÜ Cutting Size
	PROFİL KODU Profile Code	AKSESUAR KODU Accessory Code	
ECR50 F 07	ECR50 C 02	E-06-014	96,3 mm
ECR50 F 08	ECR50 C 02	E-06-015	116,3 mm



COD Code	AGIRLIK (kg/m) Weight	Jxx cm ⁴	Jyy cm ⁴	Jxx cm ³	Jyy cm ³	L m
1648	2,763	320,76	38,49	34,57	15,39	6
1649	2,980	435,04	43,10	42,30	17,23	6



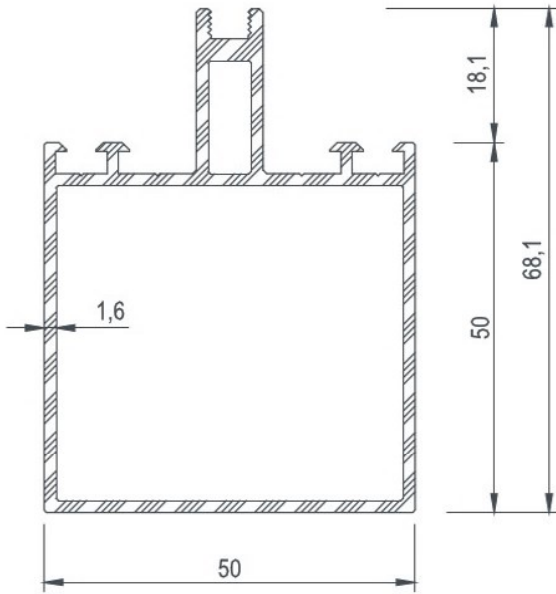
"U" BAĞLANTI "U" Prof.	"U" BAĞLANTI PROFİLİ "U" Connection Profile		KESİM ÖLÇÜSÜ Cutting Size
	PROFİL KODU Profile Code	AKSESUAR KODU Accessory Code	
1648	1645	1645-128,3	128,3 mm
1649	1645	1645-138,3	148,3 mm

"U" BAĞLANTI "U" Prof.	"U" BAĞLANTI PROFİLİ "U" Connection Profile		KESİM ÖLÇÜSÜ Cutting Size
	PROFİL KODU Profile Code	AKSESUAR KODU Accessory Code	
1648	1606	1606-128,3	128,3 mm
1649	1606	1606-148,3	148,3 mm

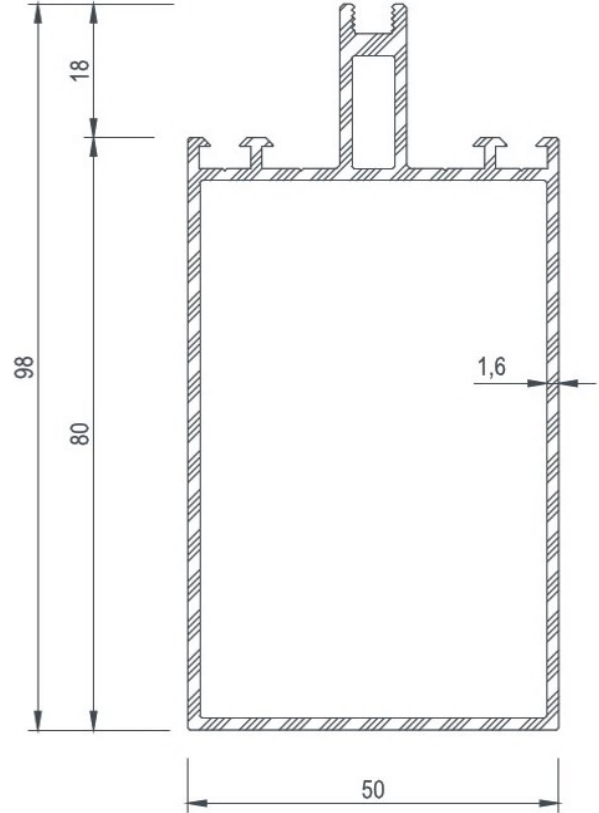


COD Code	AGIRLIK (kg/m) Weight	Jxx cm ⁴	Jyy cm ⁴	Jxx cm ³	Jyy cm ³	L m
1629	1,136	19,67	12,72	5,53	5,09	6
1424	1,396	53,98	18,35	10,96	7,34	6

1629



1424

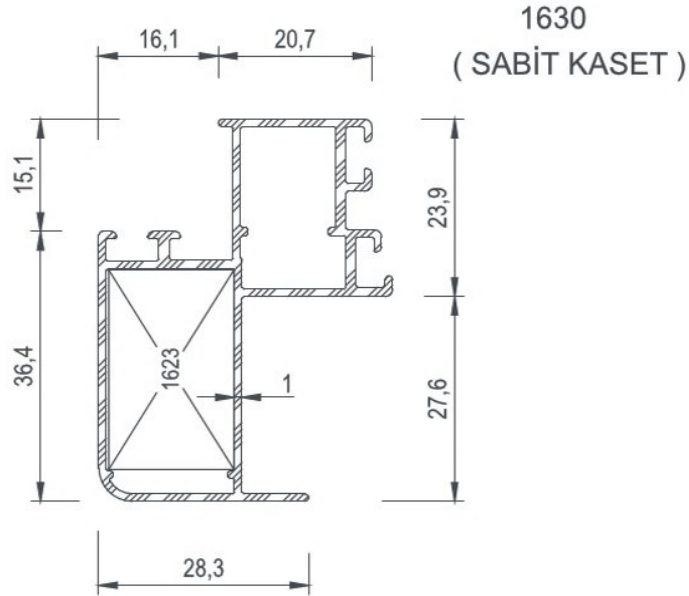
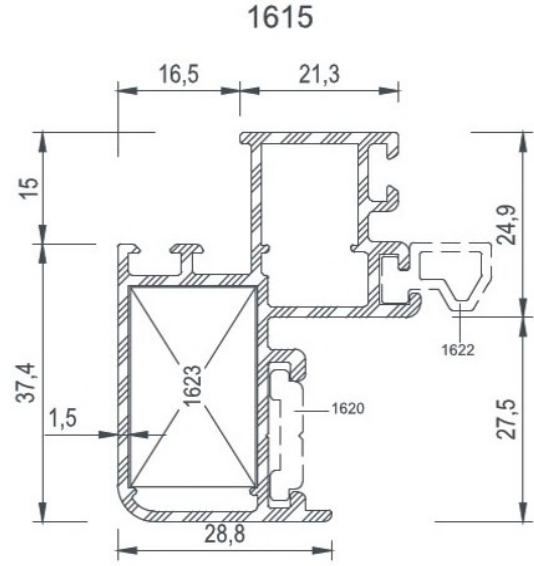
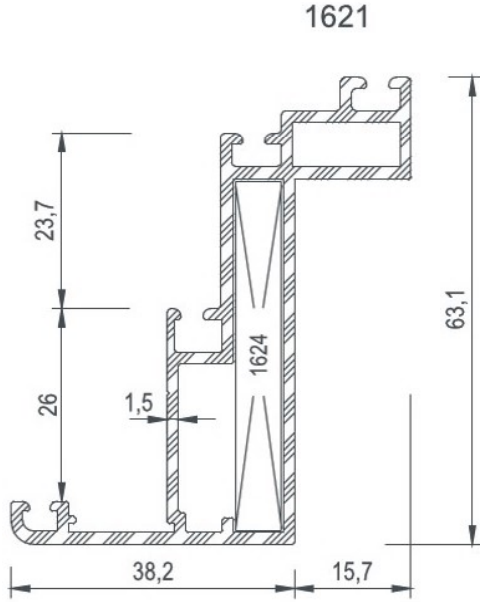


"U" BAĞLANTI "U" Prof.	"U" BAĞLANTI PROFİLİ "U" Connection Profile		KESİM ÖLÇÜSÜ Cutting Size
	PROFİL KODU Profile Code	AKSESUAR KODU Accessory Code	
1629	1645	1645-42,1	42,1
1424	1645	1645-72,1	72,1


"U" BAĞLANTI "U" Prof.	"U" BAĞLANTI PROFİLİ "U" Connection Profile		KESİM ÖLÇÜSÜ Cutting Size
	PROFİL KODU Profile Code	AKSESUAR KODU Accessory Code	
1629	1606	1606-42,1	42,1
1424	1606	1606-72,1	72,1



COD Code	AGIRLIK (kg/m) Weight	Jxx cm ⁴	Jyy cm ⁴	Jxx cm ³	Jyy cm ³	L m
1621	1,011	20,68	2,38	5,18	1,25	6
1615	0,926	9,97	3,54	3,19	1,61	6
1630	0,619	6,76	2,24	2,12	1,05	6



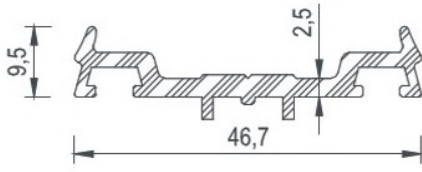
KÖŞE TAKOZLARI / Corner Cleats

Nr	 L m	AKS. KODU Acs. Code	KESİM ÖLÇÜSÜ Cutting Size
1621	1624	1624-47,1	47,1 mm
1615	1623	1623-26,8	26,8 mm
1630	1623	1623-26,8	26,8 mm

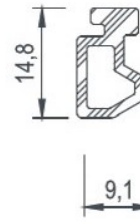


COD Code	AGIRLIK (kg/m) Weight	Jxx cm4	Jyy cm4	Jxx cm3	Jyy cm3	L m
1617	0,452	3,31	0,10	1,41	0,13	6
1618	0,359	5,15	0,52	2,06	0,36	6
1616	0,849	15,14	10,28	3,54	4,11	6
1619	0,206	---	---	---	---	6
1622	0,170	---	---	---	---	6
1620	0,154	---	---	---	---	6
1468	0,268	3,27	0,14	1,22	0,14	6

1617

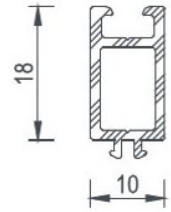


1622

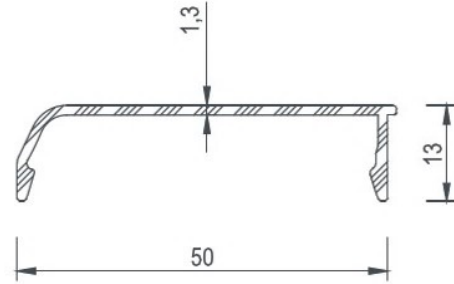
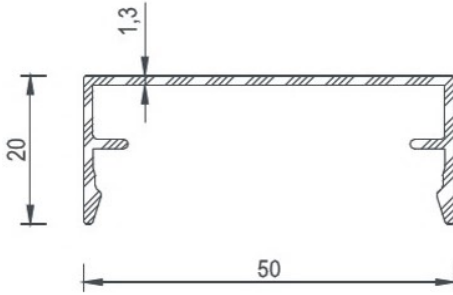


1619

(sürerek takılıyor)

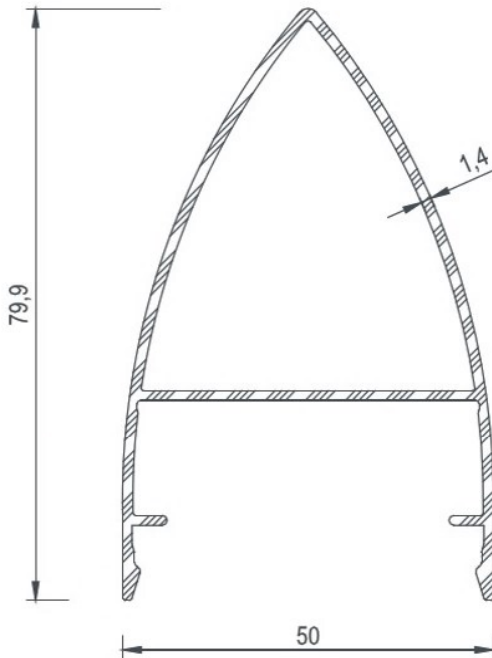


1618

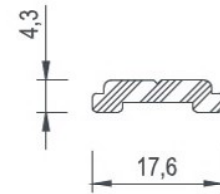


1616

1468

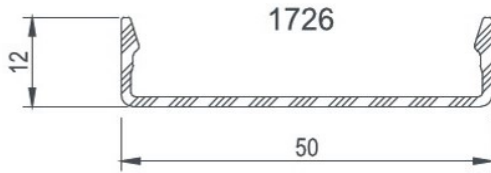
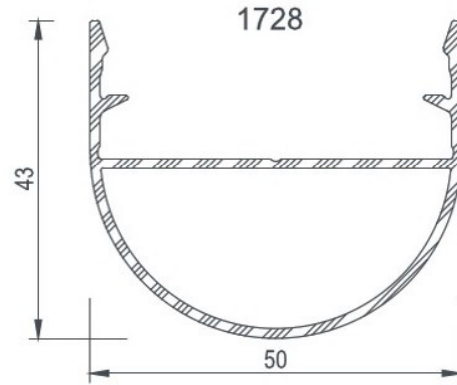
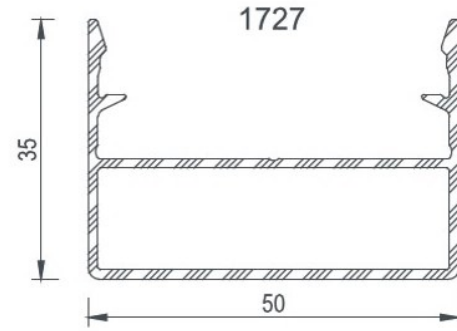
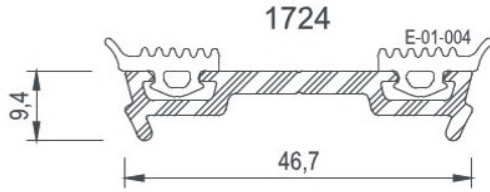


1620

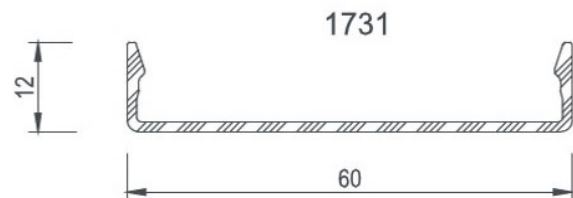
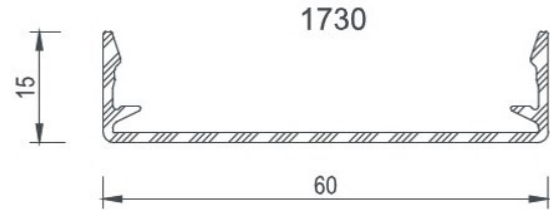
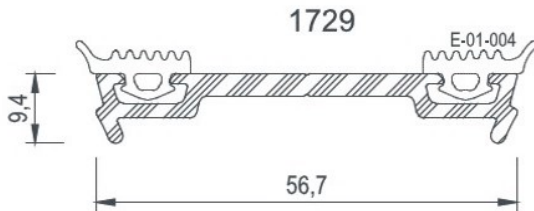




COD Code	AGIRLIK (kg/m) Weight	J _{xx} cm ⁴	J _{yy} cm ⁴	J _{xx} cm ³	J _{yy} cm ³	L m
1724	0,445	3,49	0,10	1,50	0,13	6
1725	0,316	4,27	0,22	1,70	0,20	6
1726	0,268	3,32	0,12	1,32	0,13	6
1727	0,621	8,47	2,43	3,39	1,11	6
1728	0,606	7,70	3,17	3,07	1,40	6
1729	0,527	6,02	0,10	2,12	0,14	6
1730	0,351	6,61	0,24	2,20	0,20	6
1731	0,303	5,20	0,12	1,73	0,13	6



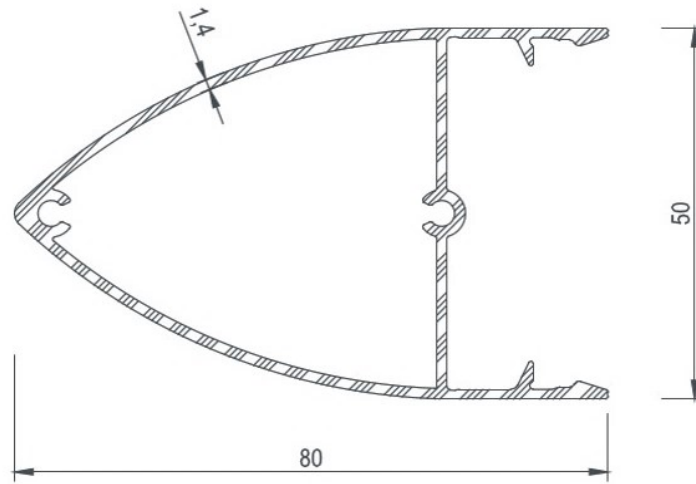
" 60 " LIK BASKI VE KAPAK



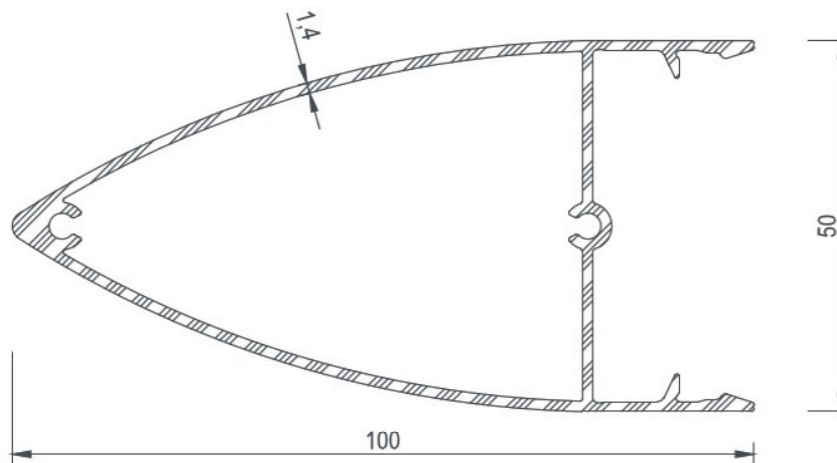


COD Code	AGIRLIK (kg/m) Weight	Jxx cm ⁴	Jyy cm ⁴	Jxx cm ³	Jyy cm ³	L m
1732	0,921	18,61	10,85	4,42	4,34	6
1733	1,094	37,10	12,61	7,00	5,04	6

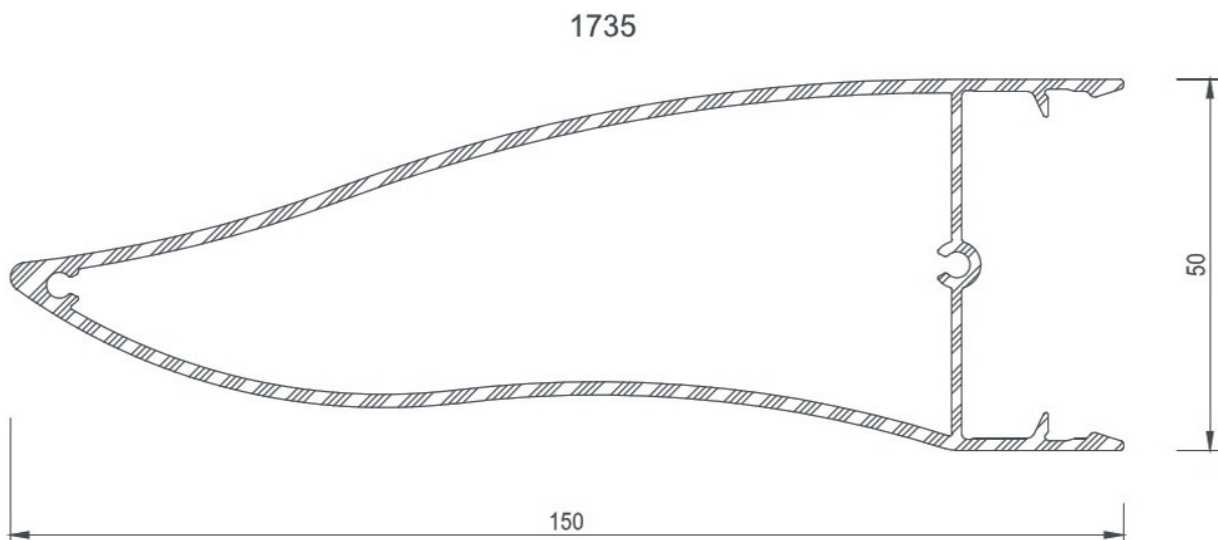
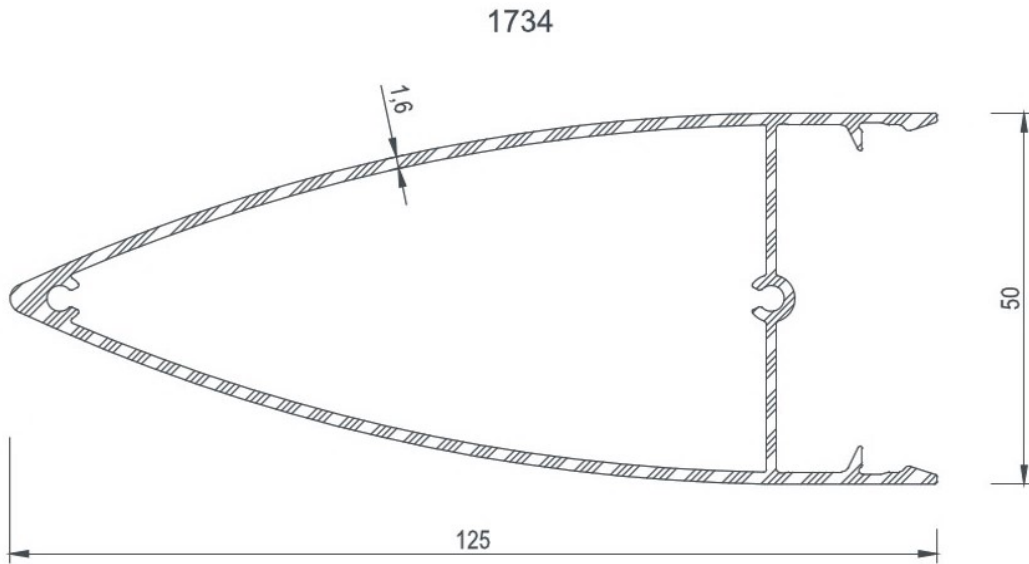
1732



1733




COD Code	AGIRLIK (kg/m) Weight	Jxx cm4	Jyy cm4	Jxx cm3	Jyy cm3	L m
1734	1,373	72,17	16,15	10,83	6,46	6
1735	1,716	127,95	18,32	16,16	6,68	6





COD Code	AGIRLIK (kg/m) Weight	Jxx cm ⁴	Jyy cm ⁴	Jxx cm ³	Jyy cm ³	L m
1645	6,060	721,72	74,10	72,02	32,43	6

1645

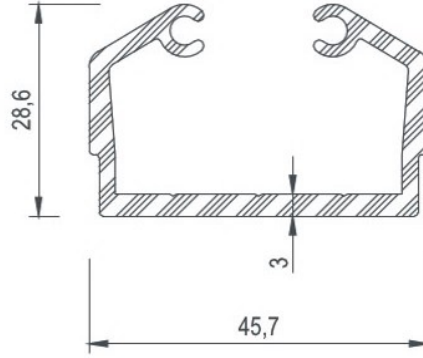


DİLATASYON PROFİL Dilatation Profile	DİLATASYON BAĞLANTI PROFİLİ Dilatation Connection Profile		KESİM ÖLÇÜSÜ Cutting Size
	PROFİL KODU Profile Code	AKSESUAR KODU Accessory Code	
1611	1645	1645-42,1	42,1 mm
1612	1645	1645-72,1	72,1 mm
1613	1645	1645-96,7	96,7 mm
1614	1645	1645-116,7	116,7 mm
1625	1645	1645-41,3	41,3 mm
1626	1645	1645-71,3	71,3 mm
1627	1645	1645-96,3	96,3 mm
1628	1645	1645-116,3	116,3 mm
1648	1645	1645-128,3	128,3 mm
1649	1645	1645-148,3	148,3 mm
1629	1645	1645-42,1	42,1 mm
1424	1645	1645-72,1	72,1 mm



COD Code	AGIRLIK (kg/m) Weight	Jxx cm4	Jyy cm4	Jxx cm3	Jyy cm3	L m
1606	0,864	---	---	---	---	6

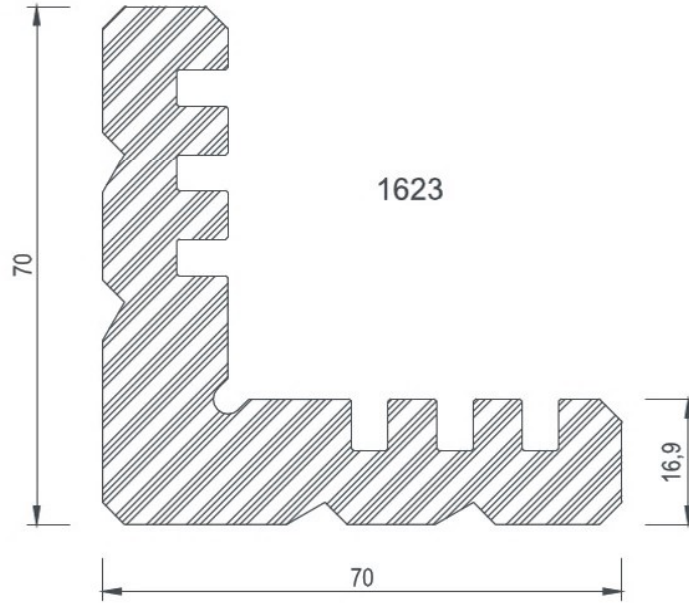
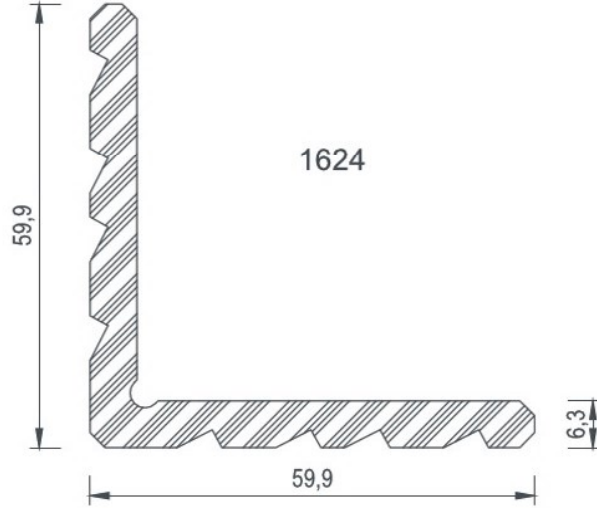
1606




"U" BAĞLANTI "U" Prof.	"U" BAĞLANTI PROFİLİ "U" Connection Profile		KESİM ÖLÇÜSÜ Cutting Size
	PROFİL KODU Profile Code	AKSESUAR KODU Accessory Code	
1611	1606	1606-42,1	42,1 mm
1612	1606	1606-72,1	72,1 mm
1613	1606	1606-96,7	96,7 mm
1614	1606	1606-116,7	116,7 mm
1625	1606	1606-41,3	41,3 mm
1626	1606	1606-71,3	71,3 mm
1627	1606	1606-96,3	96,3 mm
1628	1606	1606-116,3	116,3 mm
1648	1606	1606-128,3	128,3 mm
1649	1606	1606-148,3	148,3 mm
1629	1606	1606-42,1	42,1 mm
1424	1606	1606-72,1	72,1 mm



COD Code	AGIRLIK (kg/m) Weight	Jxx cm4	Jyy cm4	Jxx cm3	Jyy cm3	L m
1624	1,742	-----	-----	-----	-----	6
1623	4,855	-----	-----	-----	-----	6

**KÖŞE TAKOZLARI / Corner Cleats**

Nr	 L m	AKS. KODU Ac. Code	KESİM ÖLÇÜSÜ Cutting Size
1621	1624	1624-47,1	47,1 mm
1615	1623	1623-26,9	26,9 mm
1630	1623	1623-26,9	26,9 mm

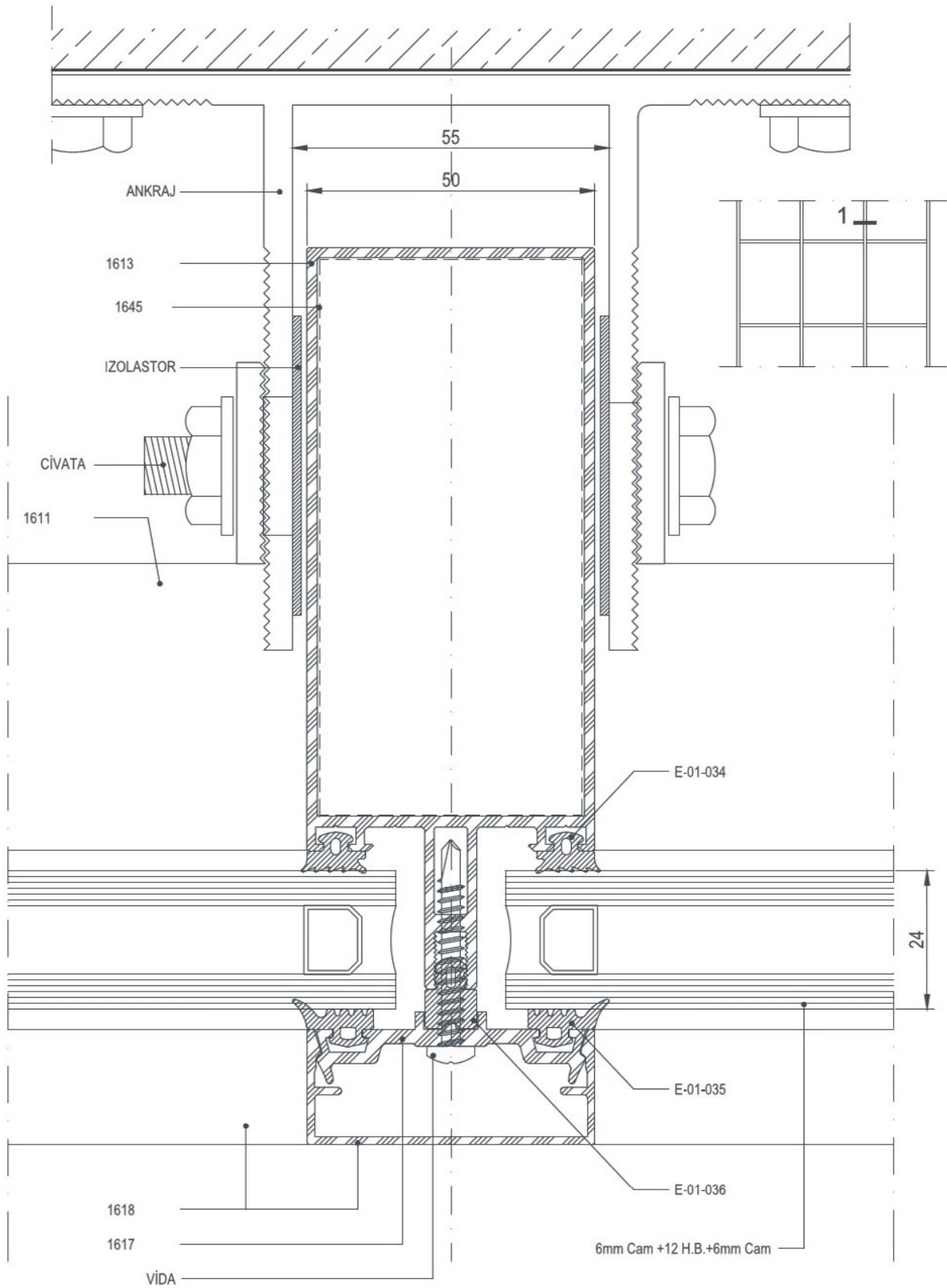


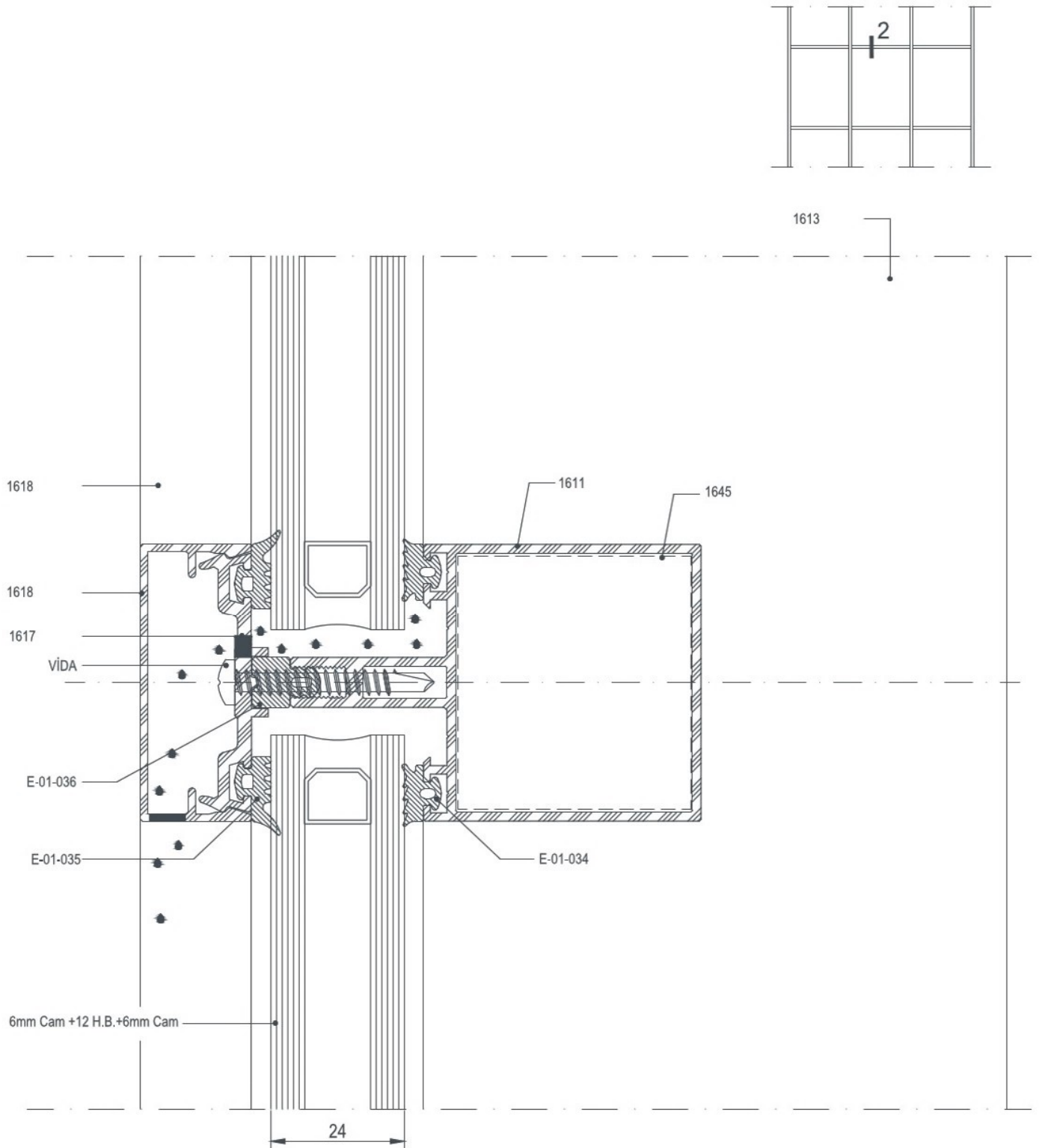
ECR 50

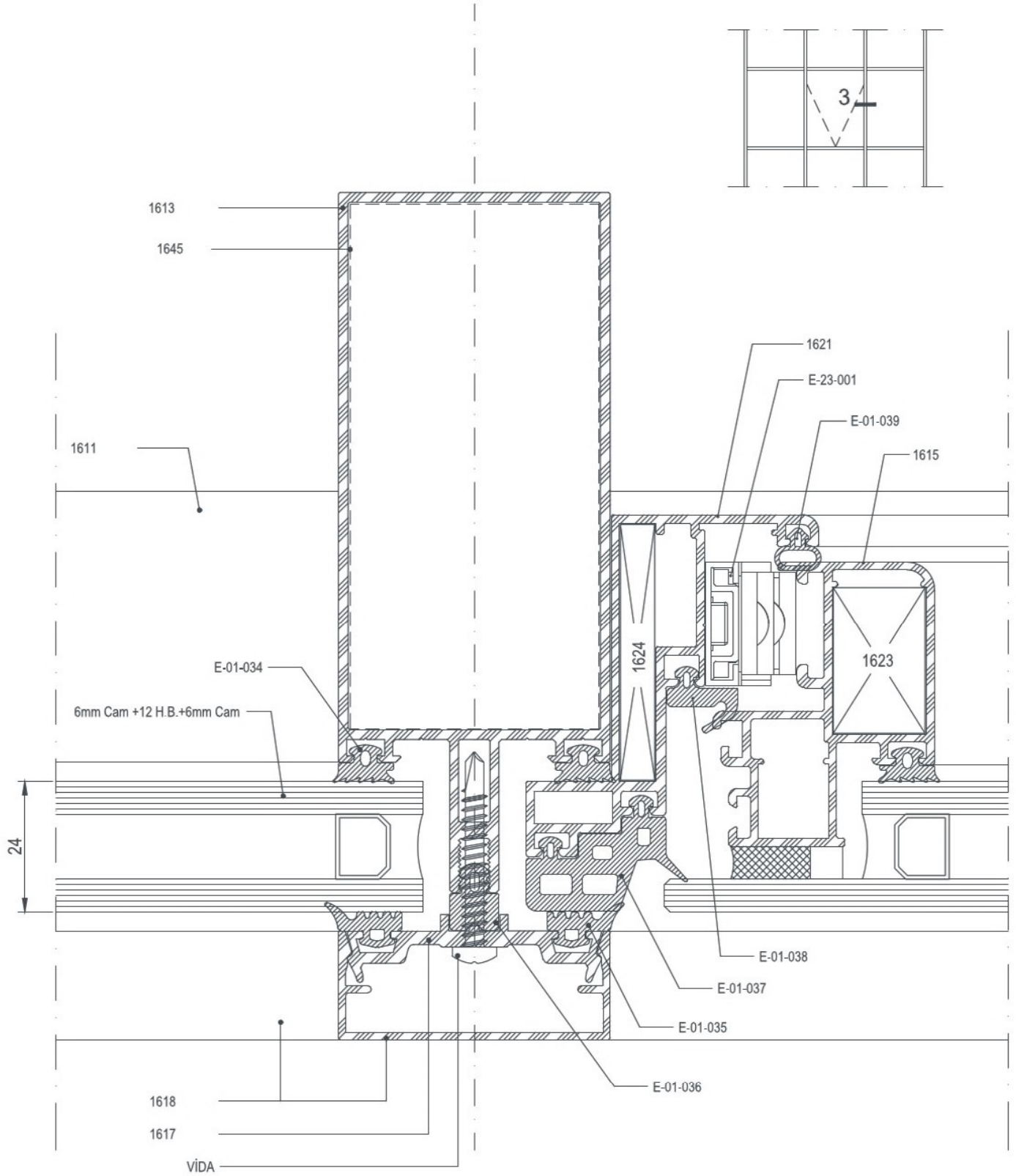
DETAYLAR

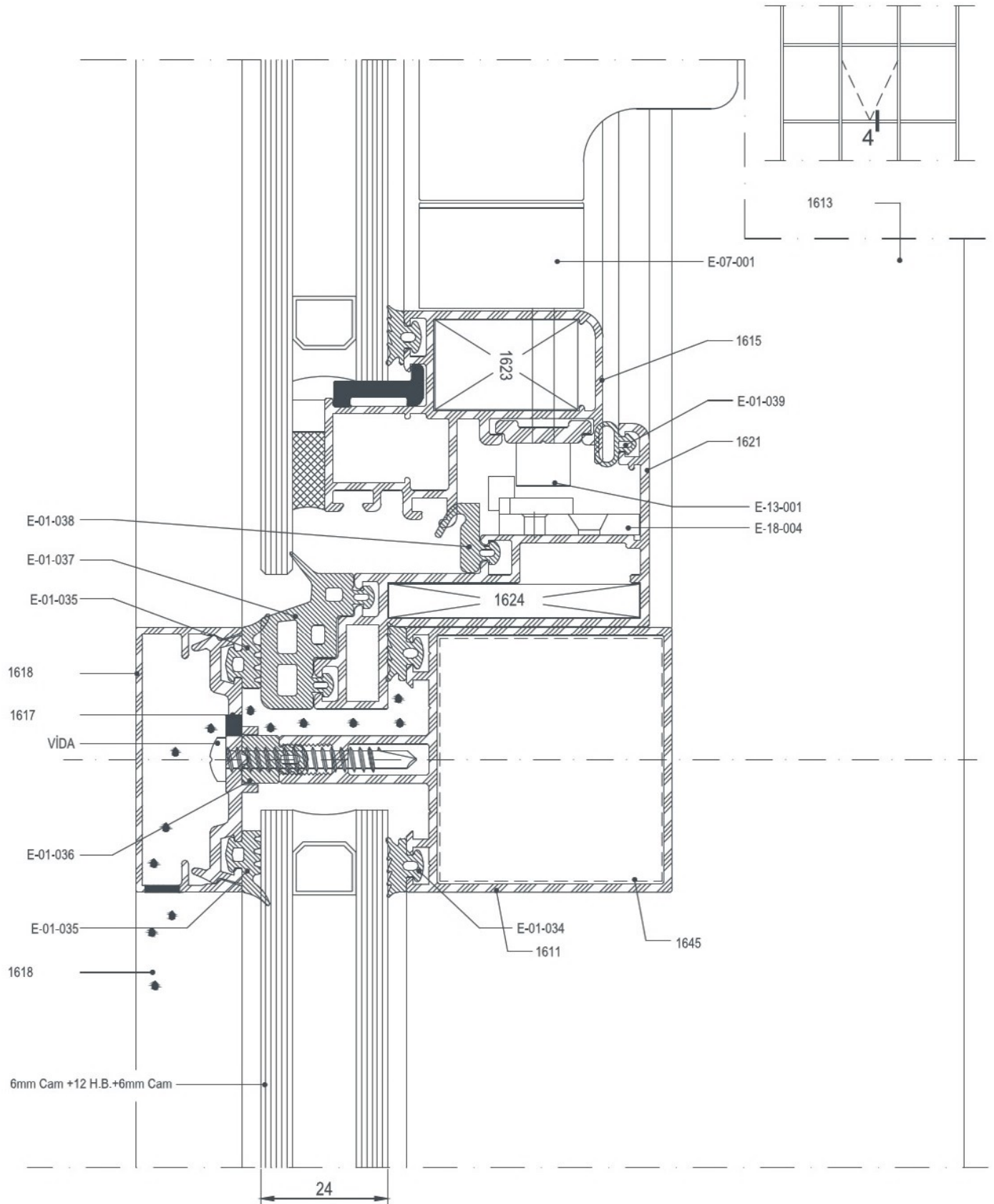
DETAILS

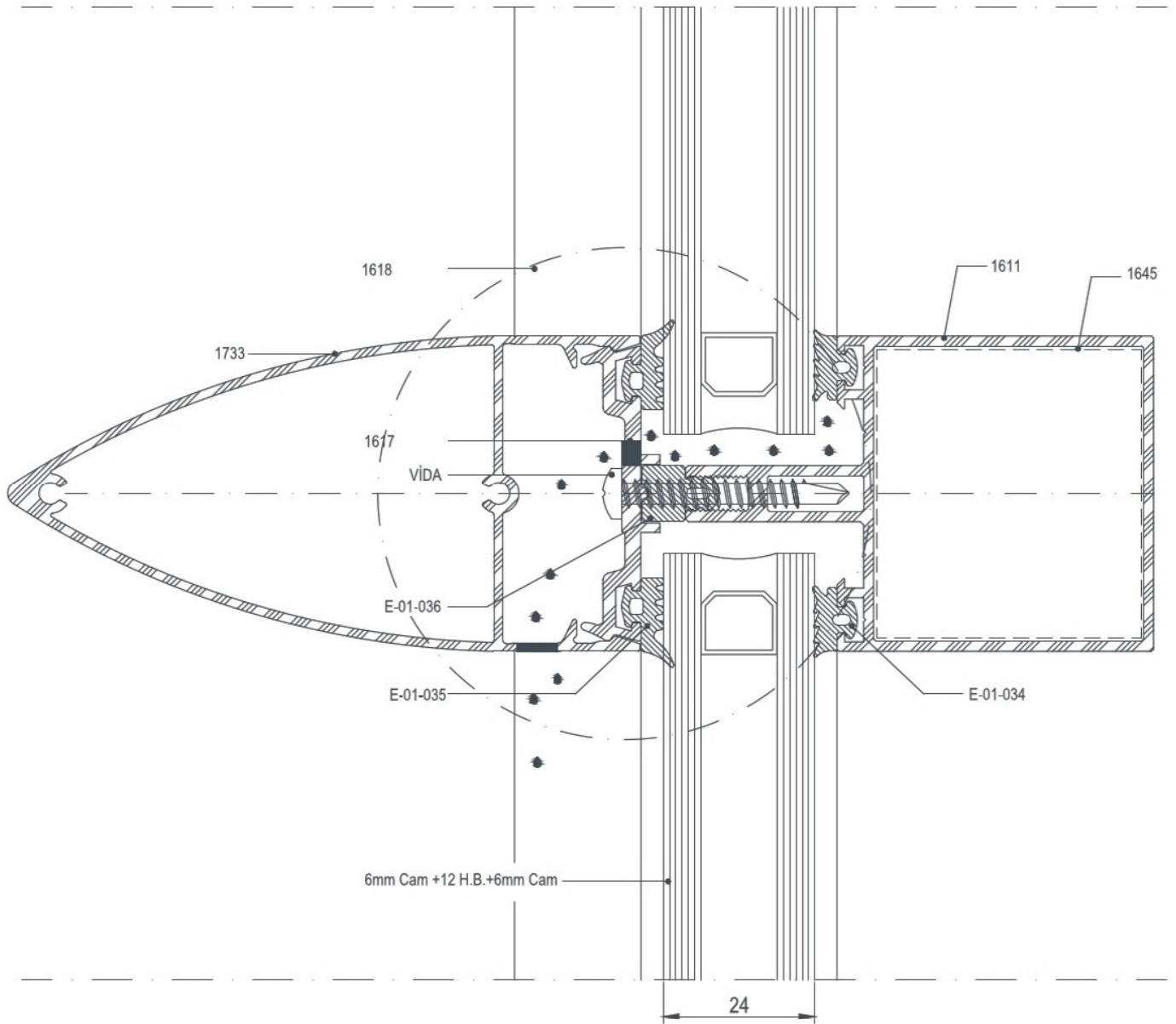
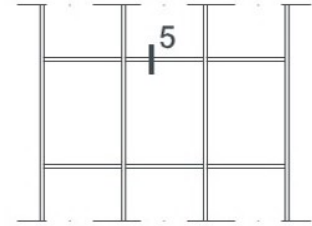
KAPAKLI CEPHE DETAYLARI
COVER CAP DETAILS

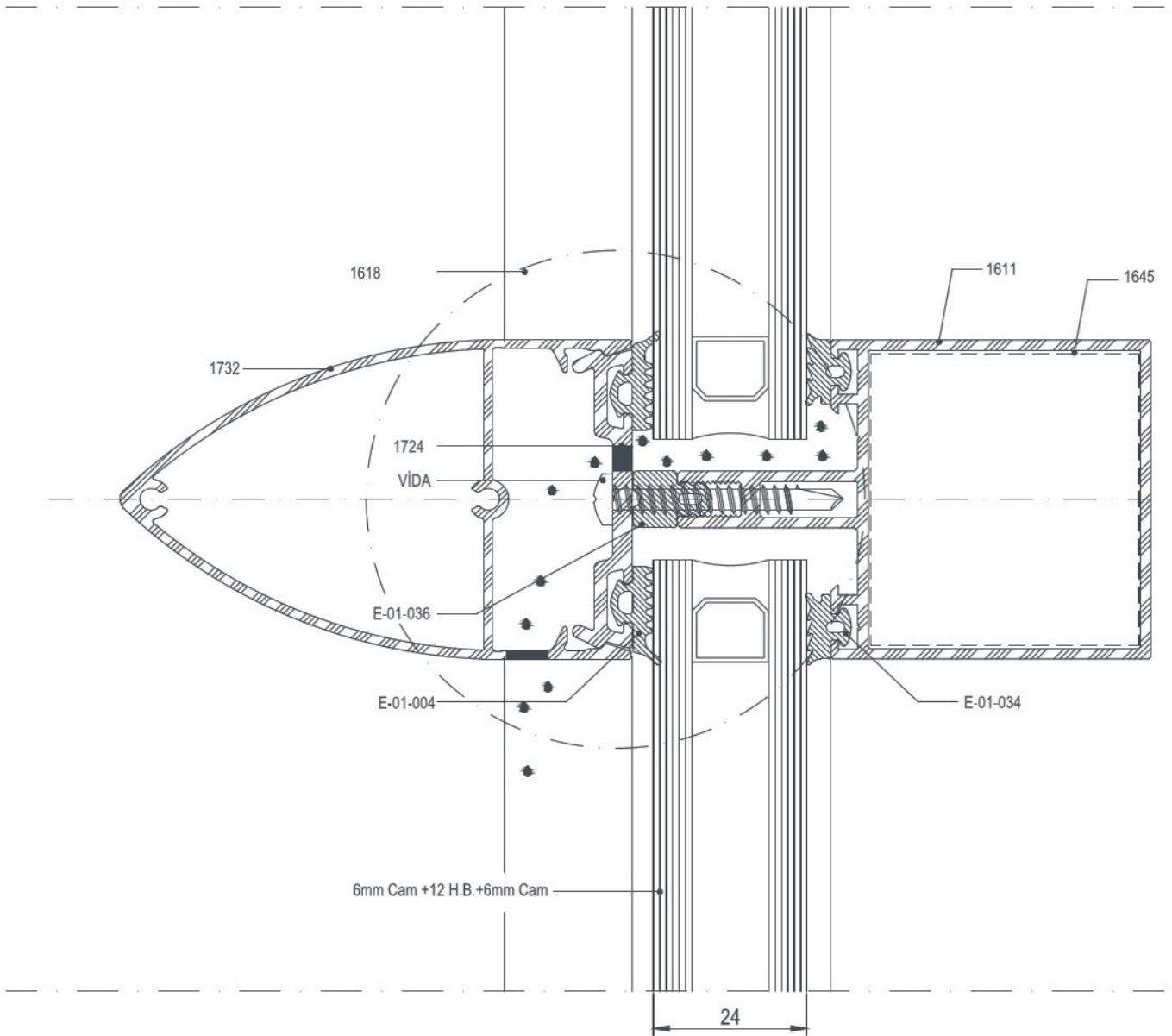
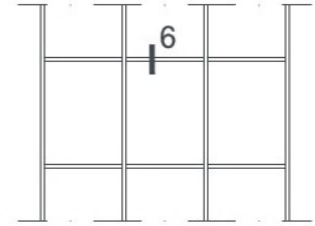


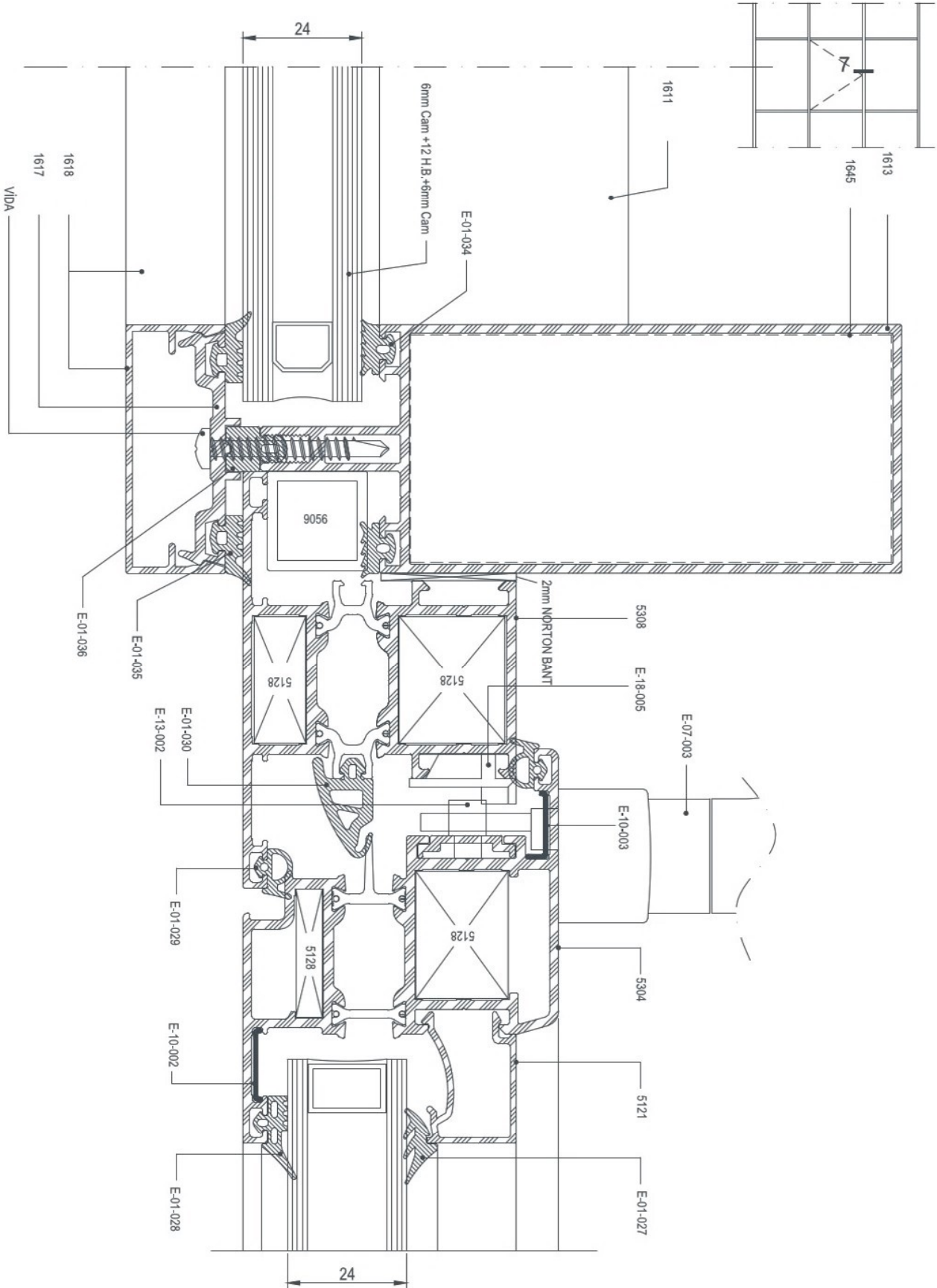


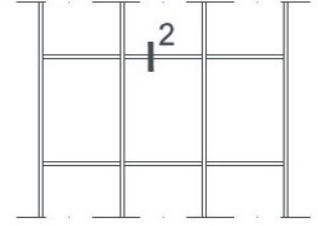




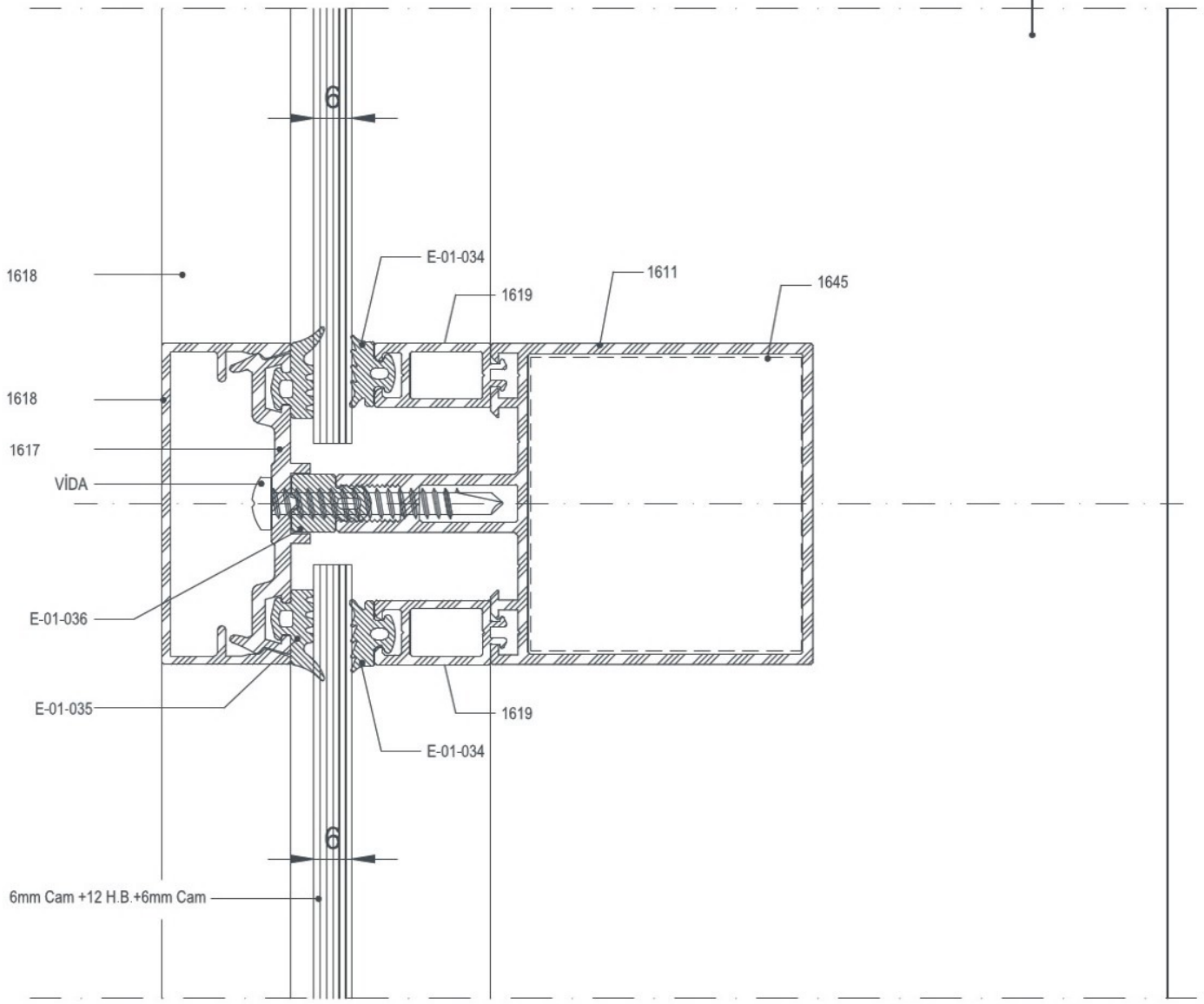








1613



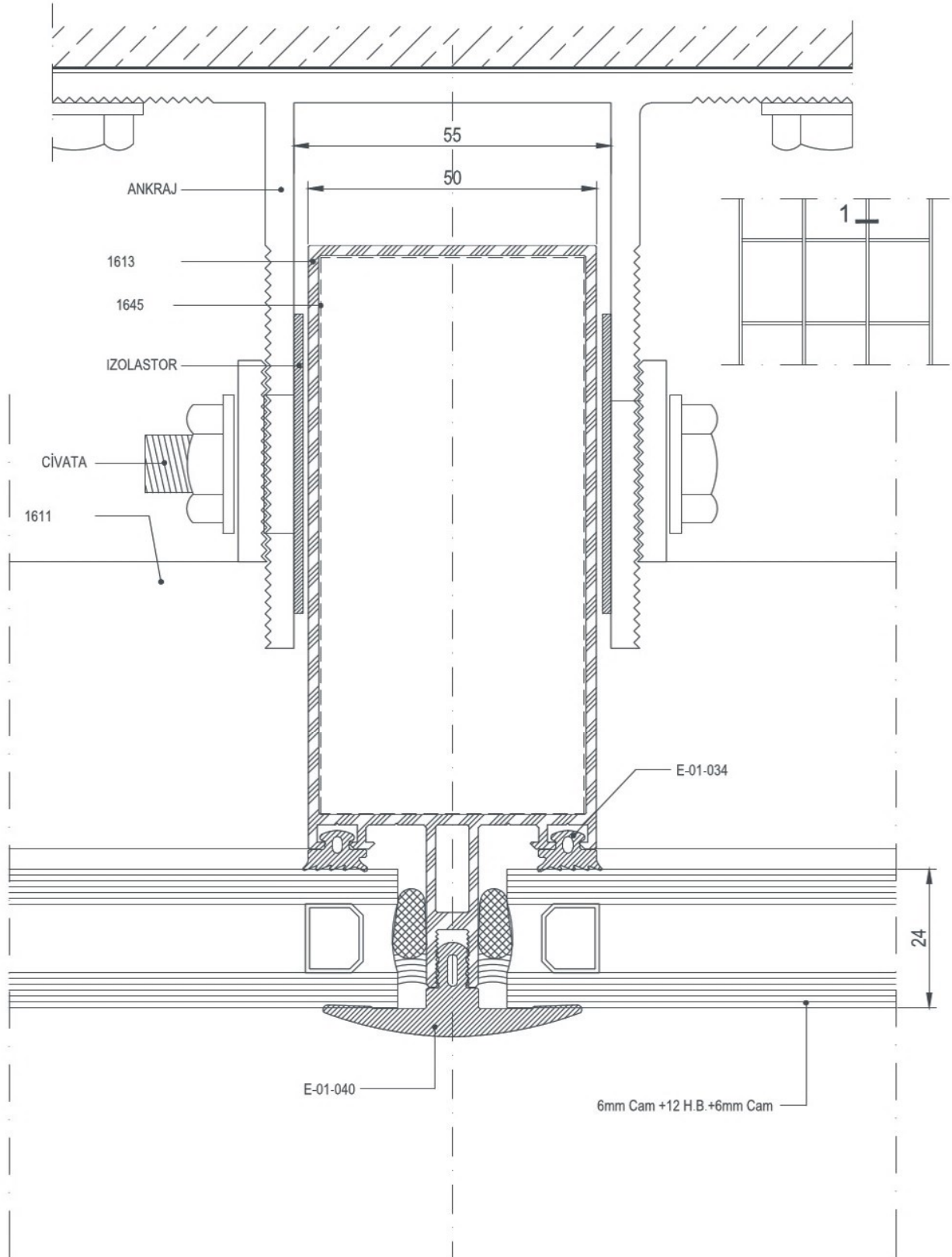


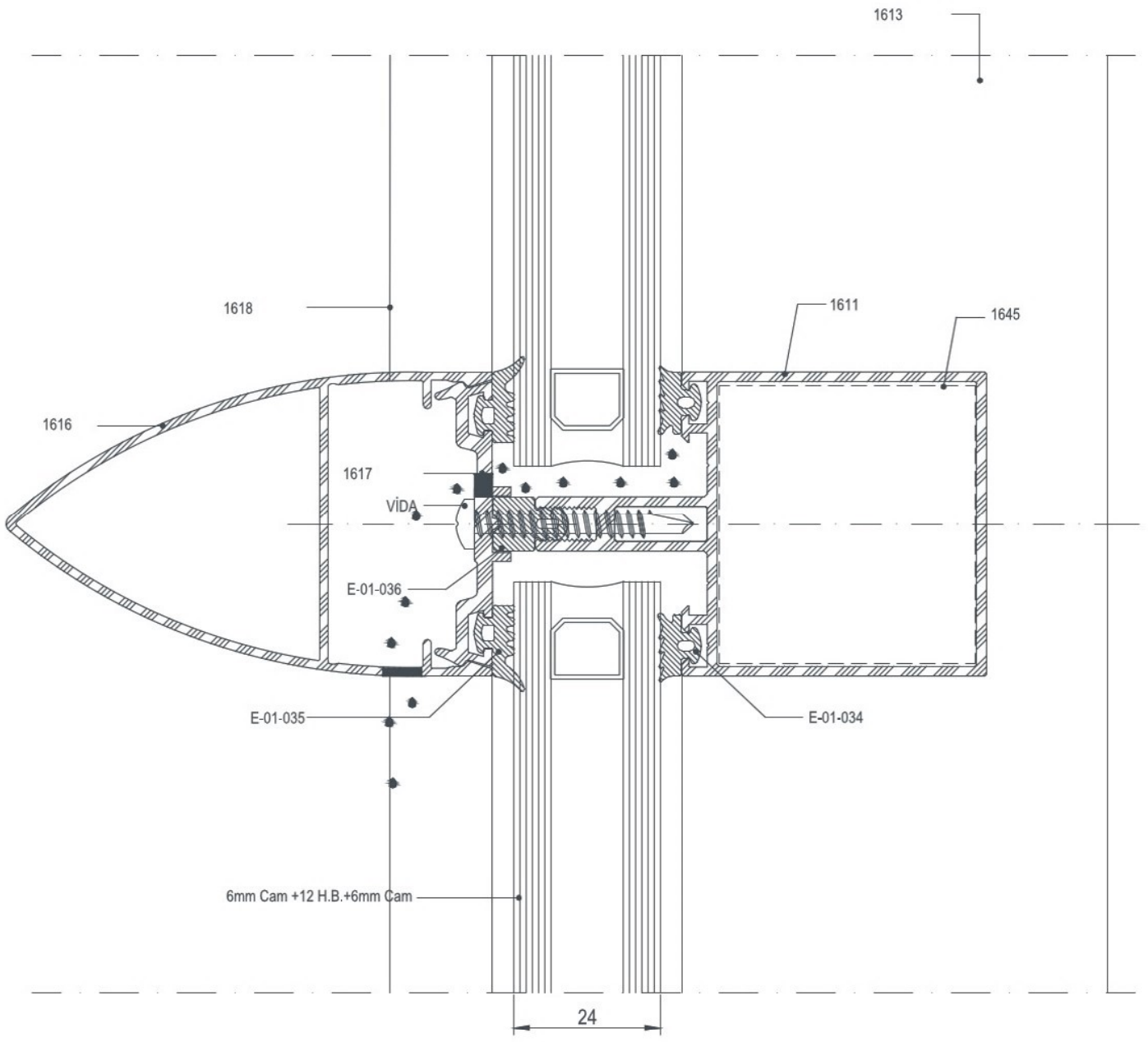
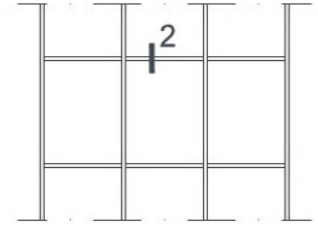
ECR 50

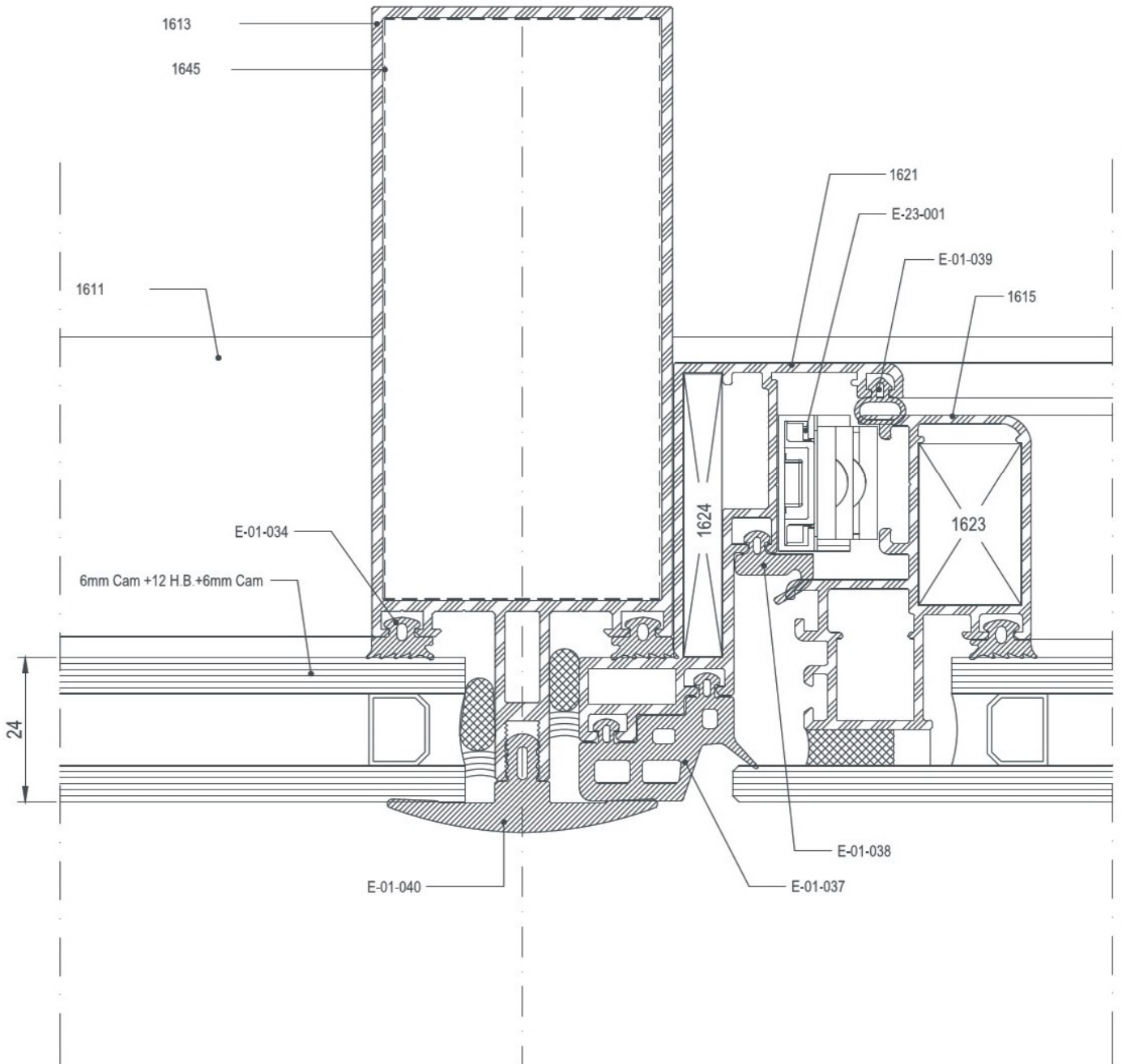
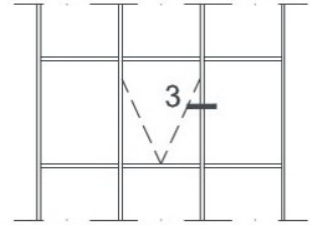
DETAYLAR

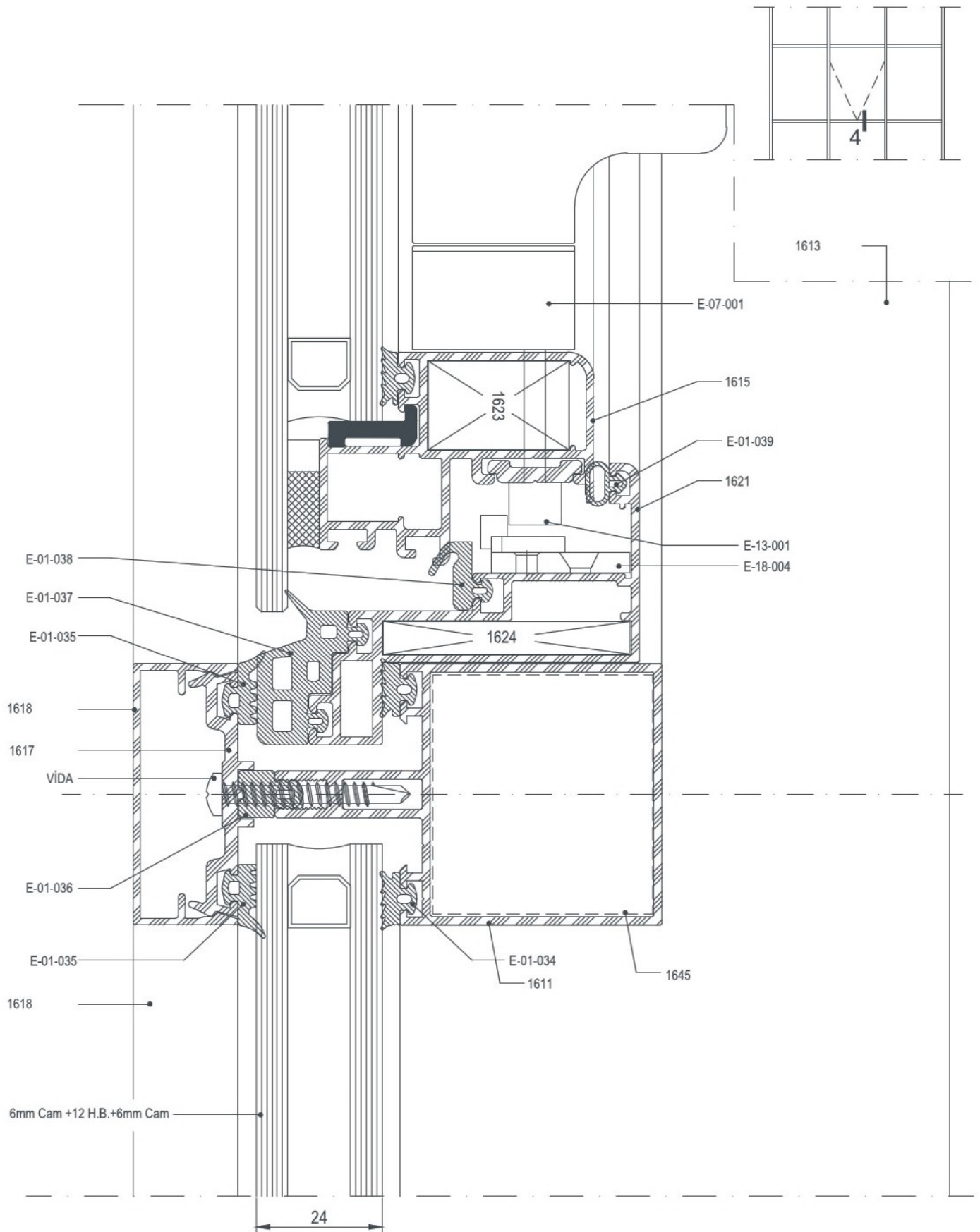
DETAILS

YARI KAPAKLI CEPHE DETAYLARI
SEMI COVER CAP DETAILS









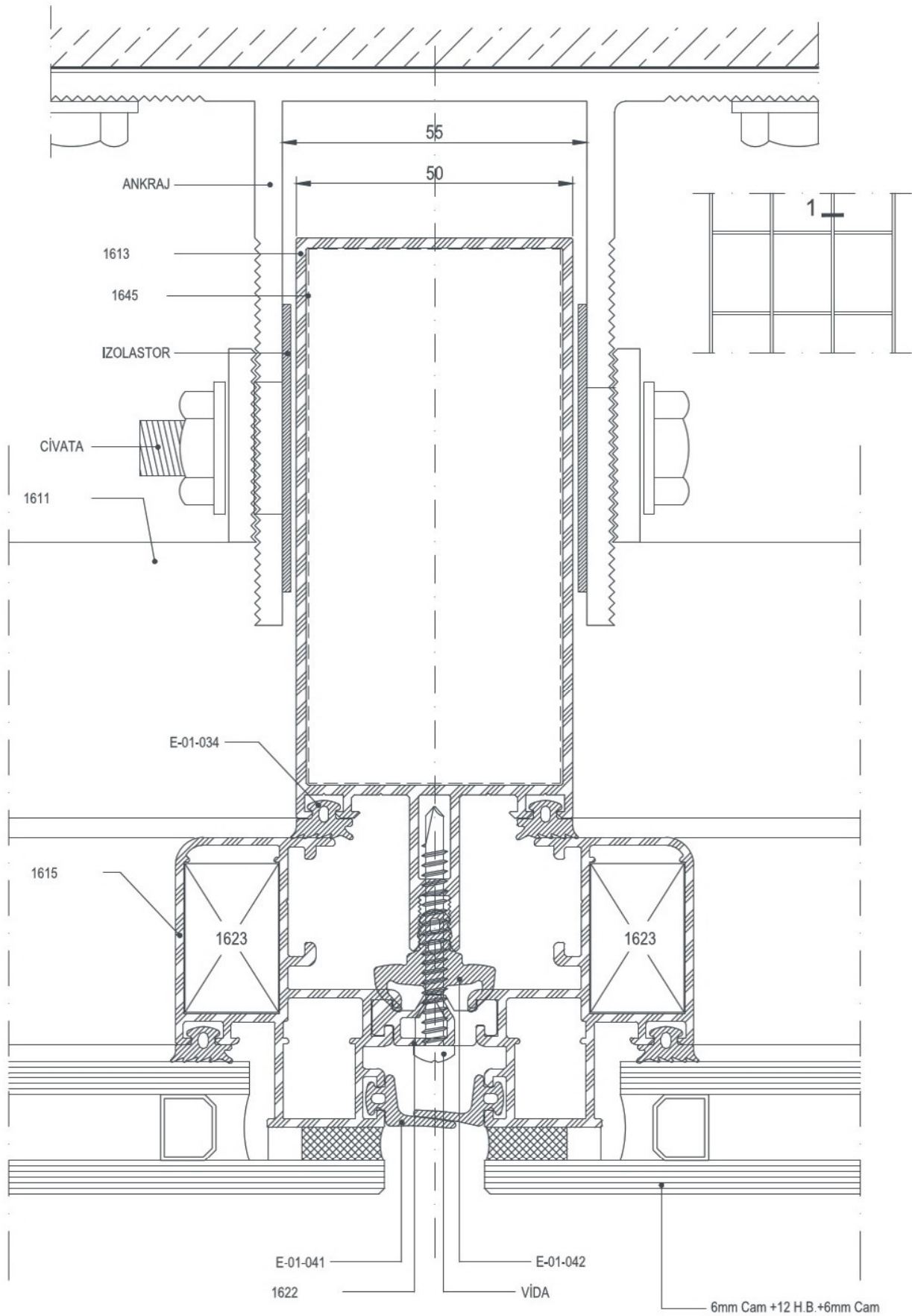


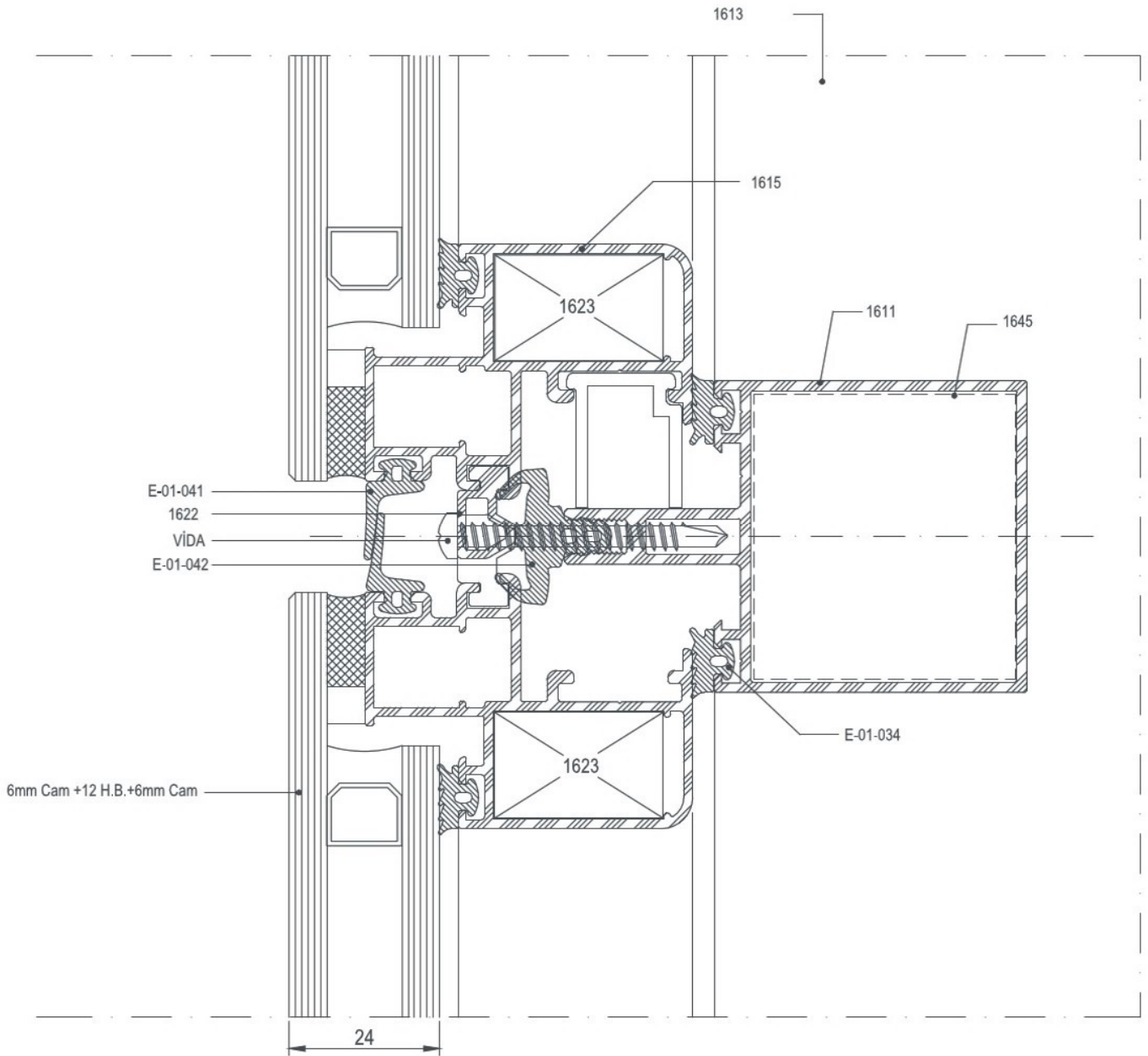
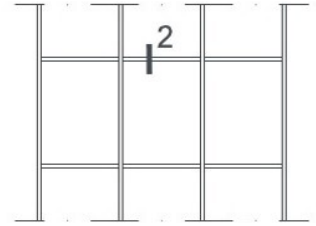
ECR 50

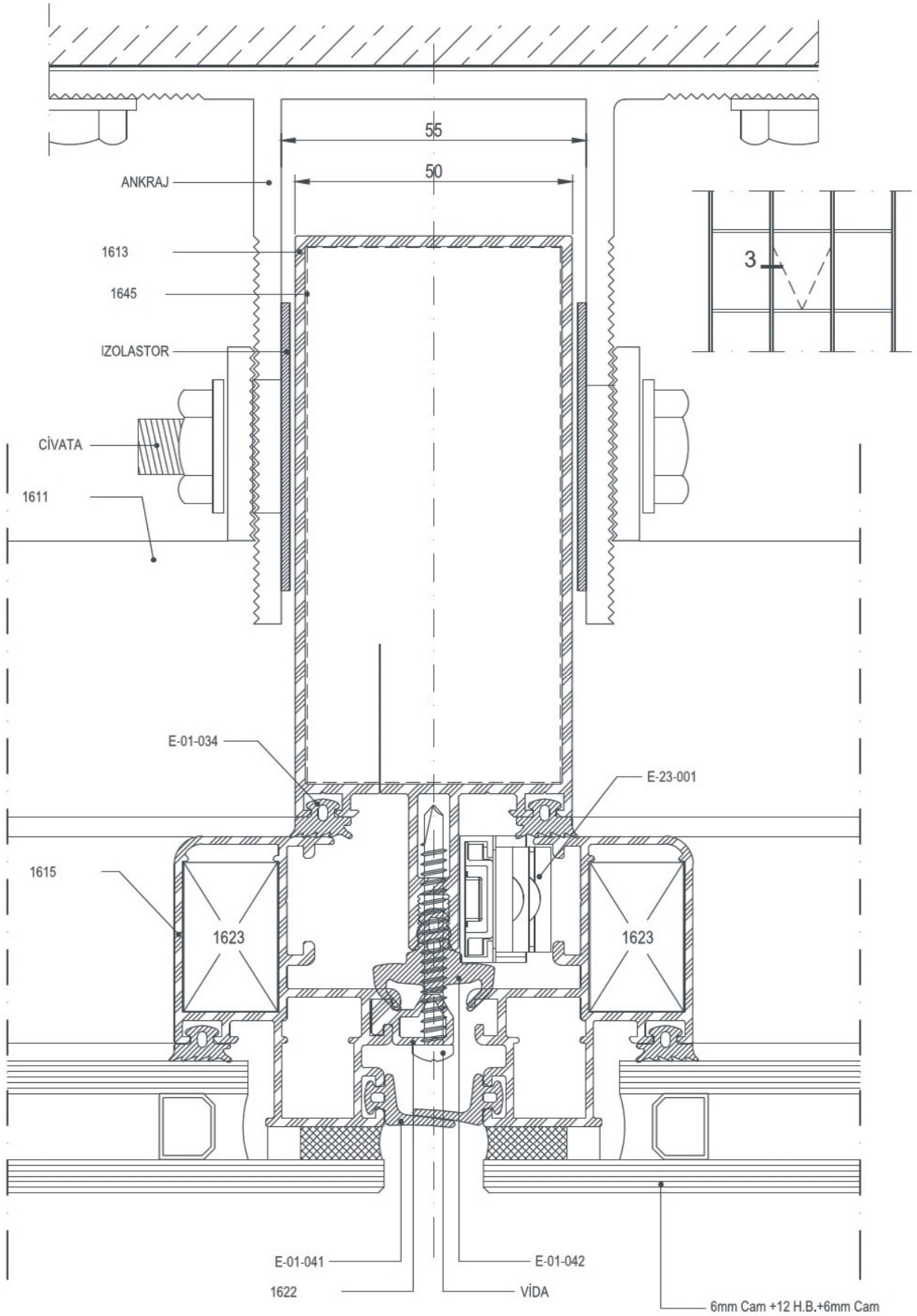
DETAYLAR

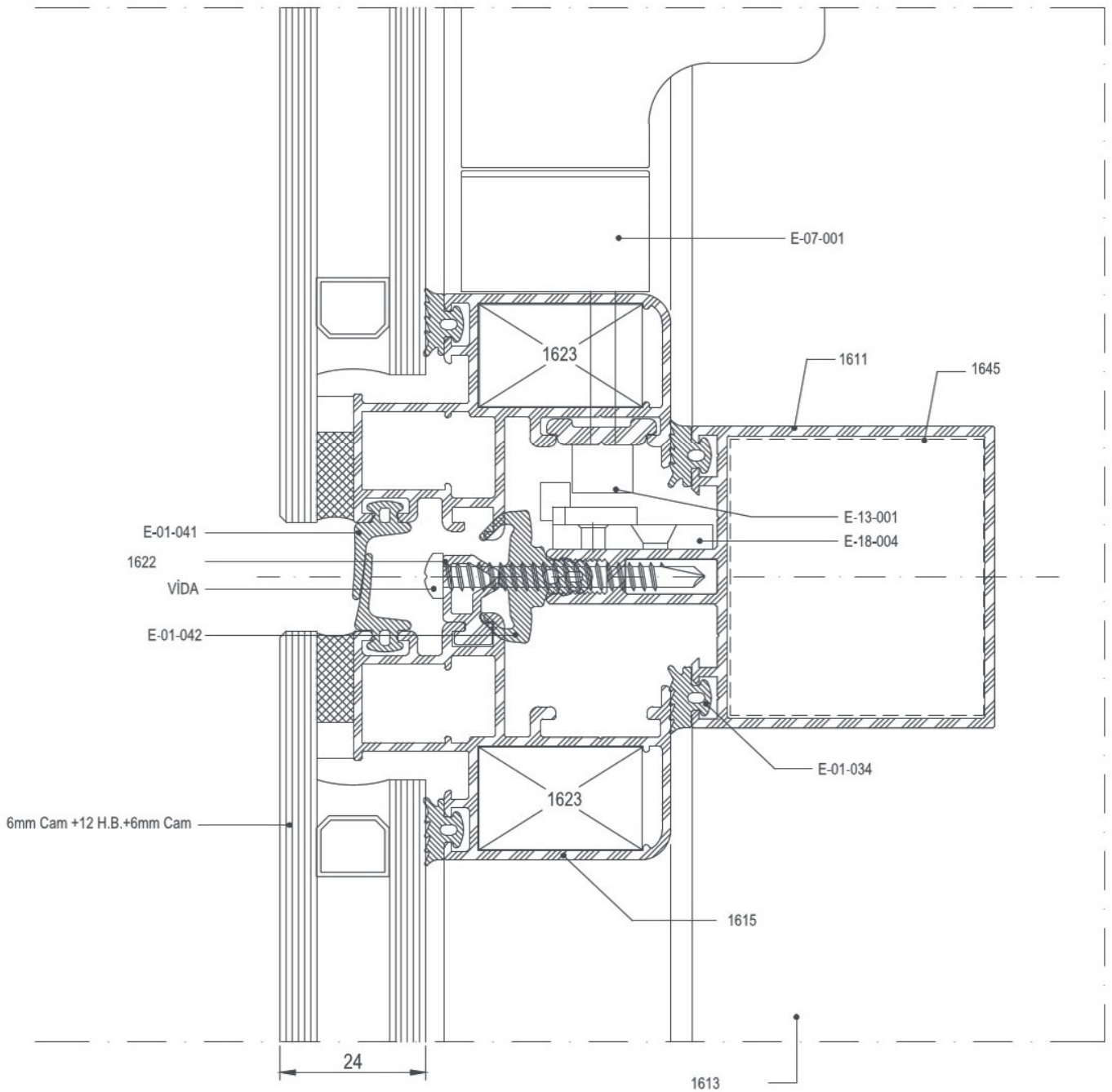
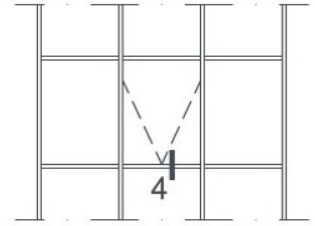
DETAILS

STRÜKTÜREL SİLİKON CEPHE DETAYLARI
STRUCTURAL SILICON FACADE DETAILS








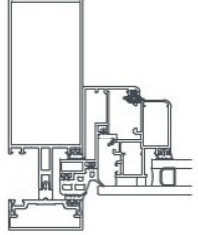



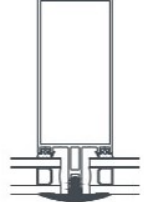



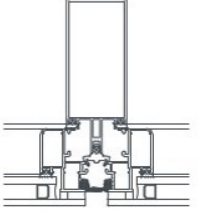
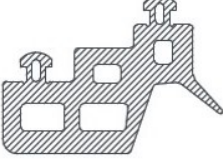
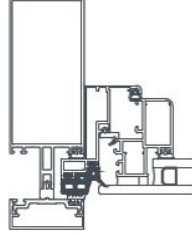

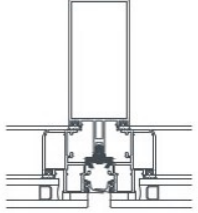

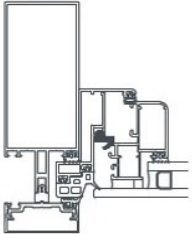
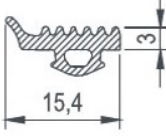






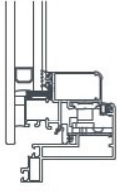
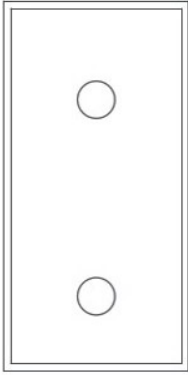
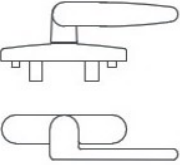
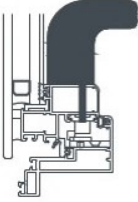

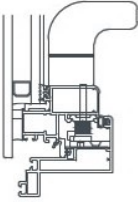
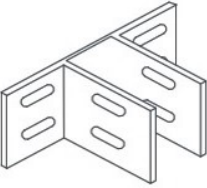
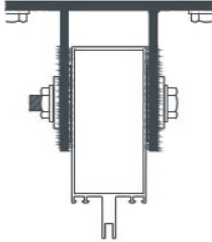
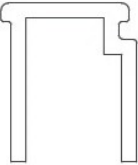
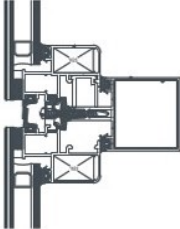


ECR 50

AKSESUARLAR
ACCESSORIES

	E-01-034 iç cam fitili Inside gasket 55 gr/mt			E-01-039 Gizli kanat fitili Seal gasket 43 gr/mt	
	E-01-035 Dış cam fitili outside gasket 64 gr/mt			E-01-040 Baskı Fitili Pressure Gasket 292 gr/mt	
	E-01-036 Orta baskı fitili central gasket 102 gr/mt			E-01-041 Tırnak Fitili Sealing Joint Gasket 58 gr/mt	
	E-01-037 Gizli kanat kasa fitili Seal gasket 315 gr/mt			E-01-042 Orta Baskı Fitili Central Gasket 196 gr/mt	
	E-01-038 Gizli kan.kasa orta bas. fit. Seal gasket 81 gr/mt			E-01-004 3mm dış cam fitili 3mm gasket 65 gr/mt	



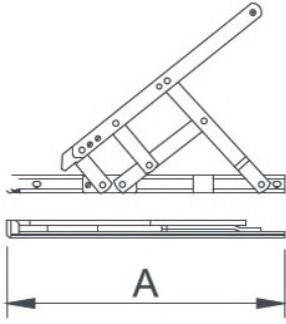
	<p>E-04-018 Cam Takozu Glass Support</p>		 <p>GENLEŞME PLASTİĞİ</p> <ol style="list-style-type: none"> 1. GP-50 2. GP-80 3. GP-105 4. GP-125 5. GP-140 6. GP-160 		
	<p>E-07-001 Cephe Kolu Handle</p>				
	<p>E-13-001 Pim Pin</p>				
	<p>E-08-002 Ankraj Anchorage</p>				
	<p>E-10-010 KASET SABİTLEME PLASTİĞİ</p>				



E-23-001

DIŐA AÇILIM MAKAS TOP-HUNG WINDOW

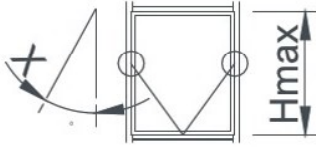
A= 16" (410 mm)
Hmax= 1200 mm Wmax=1200 mm
82 Kg 25°- 30°



E-23-002

DIŐA AÇILIM MAKAS TOP-HUNG WINDOW

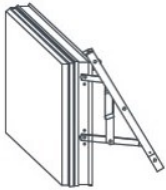
A= 18" (460 mm)
Hmax= 1400 mm Wmax=1500 mm
100 Kg 25°- 30°



E-23-003

DIŐA AÇILIM MAKAS TOP-HUNG WINDOW

A= 22" (560 mm)
Hmax= 1800 mm Wmax=1800 mm
110 Kg 20°- 25°



E-23-004

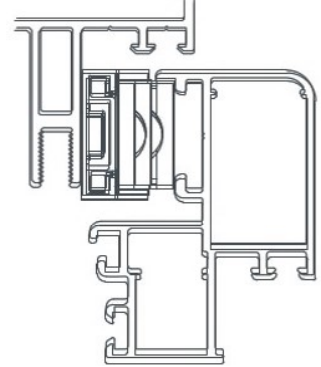
DIŐA AÇILIM MAKAS TOP-HUNG WINDOW


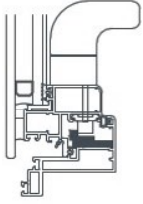
A= 28" (710 mm)
Hmax= 2000 mm Wmax=2000 mm
130 Kg 15°- 20°

E-23-005

DIŐA AÇILIM MAKAS TOP-HUNG WINDOW


A= 26" (660 mm)
Hmax= 2500 mm
180 Kg 20°



	E-18-004 Pim Karşılığı Lock Plate				



EN 50



GİYDİRME CEPHE SİSTEMLERİ

CURTAIN WALL SYSTEMS



COD Code	PROFİL KESİTİ Profile View	PROFİL AÇIKLAMASI Profile Description	AGIRLIK (kg/m) Weight	Jxx cm ⁴	Jyy cm ⁴	Wxx cm ³	Wyy cm ³
1700		DÜŞEY VE YATAY PROFİLİ MULLION and TRANSOM PROFILE	1,315	15,70	13,42	6,27	5,08
1701		DÜŞEY VE YATAY PROFİLİ MULLION and TRANSOM PROFILE	1,607	45,74	21,98	10,32	8,80
1702		DÜŞEY VE YATAY PROFİLİ MULLION and TRANSOM PROFILE	1,802	81,39	26,17	14,60	10,46
1703		DÜŞEY VE YATAY PROFİLİ MULLION and TRANSOM PROFILE	2,140	150,61	31,20	24,07	12,48
1704		DÜŞEY VE YATAY PROFİLİ MULLION and TRANSOM PROFILE	2,336	221,65	35,39	30,27	14,15
1705		DÜŞEY VE YATAY PROFİLİ MULLION and TRANSOM PROFILE	2,531	309,85	39,57	37,00	15,82
1706		DÜŞEY VE YATAY PROFİLİ MULLION and TRANSOM PROFILE	2,726	416,69	43,76	44,23	17,50
1707		ÇELİK TAK. TAŞ. PROFİLİ STEEL SUPPOR MULLION PROFILE	1,193	20,02	5,67	6,67	1,88
1708		DÜŞEY VE YATAY PROFİLİ MULLION and TRANSOM PROFILE	1,174	14,21	12,03	5,68	4,36
1709		DÜŞEY VE YATAY PROFİLİ MULLION and TRANSOM PROFILE	1,402	40,32	19,18	8,72	7,67
1710		DÜŞEY VE YATAY PROFİLİ MULLION and TRANSOM PROFILE	1,554	71,31	22,49	12,28	9,00



COD Code	PROFİL KESİTİ Profile View	PROFİL AÇIKLAMASI Profile Description	AGIRLIK (kg/m) Weight	Jxx cm4	Jyy cm4	Wxx cm3	Wyy cm3
1711		TAŞ. KÖŞE DÖNÜŞ PROFİLİ CORNER PROFILE	2,373	150,00	75,78	21,26	11,76
1712		AÇILI TAŞIYICI PROFİLİ ANGLED MULLION PROFILE	1,257	31,24	7,65	7,16	2,07
1713		AÇILI TAŞIYICI PROFİLİ ANGLED MULLION PROFILE	1,299	32,56	8,24	7,60	2,21
1714		KASET PROFİLİ SASH PROFILE	1,085	17,40	3,57	4,58	1,66
1715		KASET PROFİLİ SASH PROFILE	0,366	1,25	0,60	0,55	0,50
1716		KASET PROFİLİ SASH PROFILE	0,420	1,68	0,60	1,04	1,68
1717		KASET PROFİLİ SASH PROFILE	1,020	13,21	3,36	3,76	1,32
1718		KASET PROFİLİ SASH PROFILE	1,003	11,96	3,50	3,67	1,56
1719		KASET PROFİLİ SASH PROFILE	1,345	20,20	3,64	4,94	1,67
1720		KASET PROFİLİ SASH PROFILE	1,336	18,70	4,14	4,91	1,81
1721		KASET PROFİLİ SASH PROFILE	1,316	19,92	3,60	5,10	1,62



COD Code	PROFİL KESİTİ Profile View	PROFİL AÇIKLAMASI Profile Description	AGIRLIK (kg/m) Weight	Jxx cm4	Jyy cm4	Wxx cm3	Wyy cm3
1722		GİZLİ KANAT KASAT PROFİLİ HIDDEN SASH FOR FRAME PROFILE	1,067	24,10	1,73	5,30	1,09
1723		GİZLİ KANAT KASAT PROFİLİ HIDDEN SASH FOR FRAME PROFILE	0,934	18,36	1,50	4,32	0,92
1724		KAPAK ALTI PROFİLİ COVER BOTTOM PROFILE	0,445	3,49	0,10	1,50	0,13
1725		KAPAK PROFİLİ COVER PROFILE	0,316	4,27	0,22	1,70	0,20
1726		KAPAK PROFİLİ COVER PROFILE	0,268	3,32	0,12	1,32	0,13
1727		KAPAK PROFİLİ COVER PROFILE	0,621	8,47	2,43	3,39	1,11
1728		KAPAK PROFİLİ COVER PROFILE	0,606	7,70	3,17	3,07	1,40
1729		KAPAK ALTI PROFİLİ COVER BOTTOM PROFILE	0,527	6,02	0,10	2,12	0,14
1730		KAPAK PROFİLİ COVER PROFILE	0,351	6,61	0,24	2,20	0,20
1731		KAPAK PROFİLİ COVER PROFILE	0,303	5,20	0,12	1,73	0,13
1732		KAPAK PROFİLİ COVER PROFILE	0,921	18,61	10,85	4,42	4,34



COD Code	PROFİL KESİTİ Profile View	PROFİL AÇIKLAMASI Profile Description	AGIRLIK (kg/m) Weight	Jxx cm4	Jyy cm4	Wxx cm3	Wyy cm3
1736		KAPAK ALTI PROFİLİ COVER BOTTOM PROFILE	0,685	4,27	2,20	1,95	1,20
1737		KAPAK PROFİLİ COVER PROFILE	0,300	3,62	0,37	1,55	0,30
1738		KAPAK PROFİLİ COVER PROFILE	5,576	728,00	154,72	76,28	51,57
1739		KAPAK PROFİLİ COVER PROFILE	0,859	20,06	8,80	6,68	2,85
1788		KAPAK PROFİLİ COVER PROFILE	1,773	118,32	44,71	15,78	14,90
1757		KAPAK PROFİLİ COVER PROFILE	1,200	36,55	30,73	7,44	10,24
1758		KAPAK PROFİLİ COVER PROFILE	1,968	175,00	50,81	20,45	16,93
1740		TEK CAM PROFİLİ SINGLE GLAZING PROFILE	0,283	0,80	0,15	0,55	0,30
1741		DUVAR BİTİŞ PROFİLİ FINISHING DETAIL PROFILE	0,863	7,28	1,31	1,80	0,90
1742		ADAPTÖR PROFİLİ ADAPTER PROFILE	0,508	3,55	0,26	1,37	0,24
1743		CAM TAŞIYICI PROFİLİ	0,408	-----	-----	-----	-----



COD Code	PROFİL KESİTİ Profile View	PROFİL AÇIKLAMASI Profile Description	AGIRLIK (kg/m) Weight	Jxx cm4	Jyy cm4	Wxx cm3	Wyy cm3
1744		KASET BAĞLANTI PROFİLİ SASH CONNECTION PROFILE	0,483	-----	-----	-----	-----
1745		CAM ARA ÇITA PROFİLİ GLAZING PROFILE	0,258	-----	-----	-----	-----
1746		TİJ PROFİLİ SASH PROFILE	0,115	-----	-----	-----	-----
1747		DİLATASYON PROFİLİ DILATATION PROFILE	0,158	-----	-----	-----	-----
1748		CAM BAĞLANTI PROFİLİ GLAZING CONNECTION PROFILE	0,265	-----	-----	-----	-----
1749		KASET BAĞLANTI PROFİLİ SASH CONNECTION PROFILE	0,240	-----	-----	-----	-----
1750		GAGA PROFİLİ BEAK PROFILE	0,258	-----	-----	-----	-----
1751		CAM BAĞLANTI PROFİLİ GLAZING CONNECTION PROFILE	0,339	-----	-----	-----	-----
1752		DİLATASYON PROFİLİ DILATATION PROFILE	5,992	-----	-----	-----	-----
1753		YATAY KAYIT BAĞ. PROFİLİ TRANSOM CONNECTION PROFILE	1,491	-----	-----	-----	-----
1754		YATAY KAYIT BAĞ. PROFİLİ TRANSOM CONNECTION PROFILE	0,885	-----	-----	-----	-----



EN 50

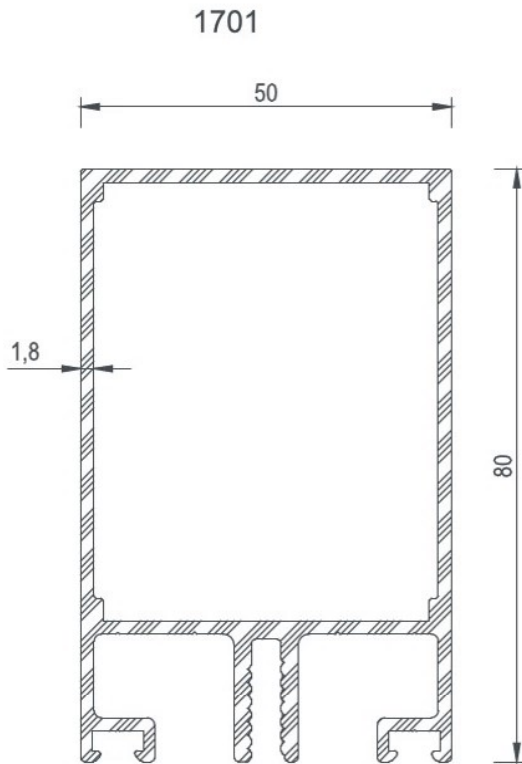
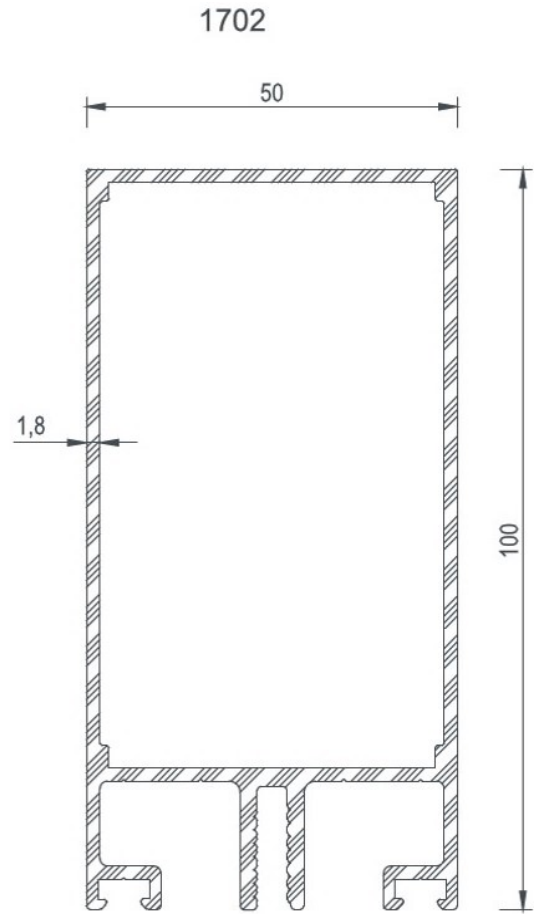
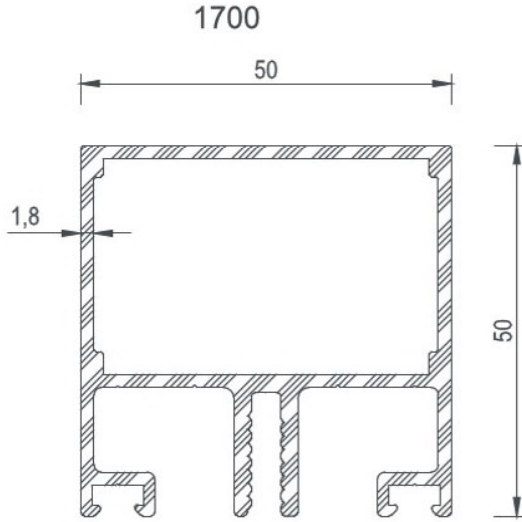
PROFİLLER

PROFILES

GİYDİRME CEPHE SİSTEMLERİ
CURTAIN WALL SYSTEMS



COD Code	AGIRLIK (kg/m) Weight	Jxx cm ⁴	Jyy cm ⁴	Jxx cm ³	Jyy cm ³	L m
1700	1,315	15,70	13,42	6,27	5,08	6
1701	1,607	45,74	21,98	10,32	8,80	6
1702	1,802	81,39	26,17	14,60	10,46	6

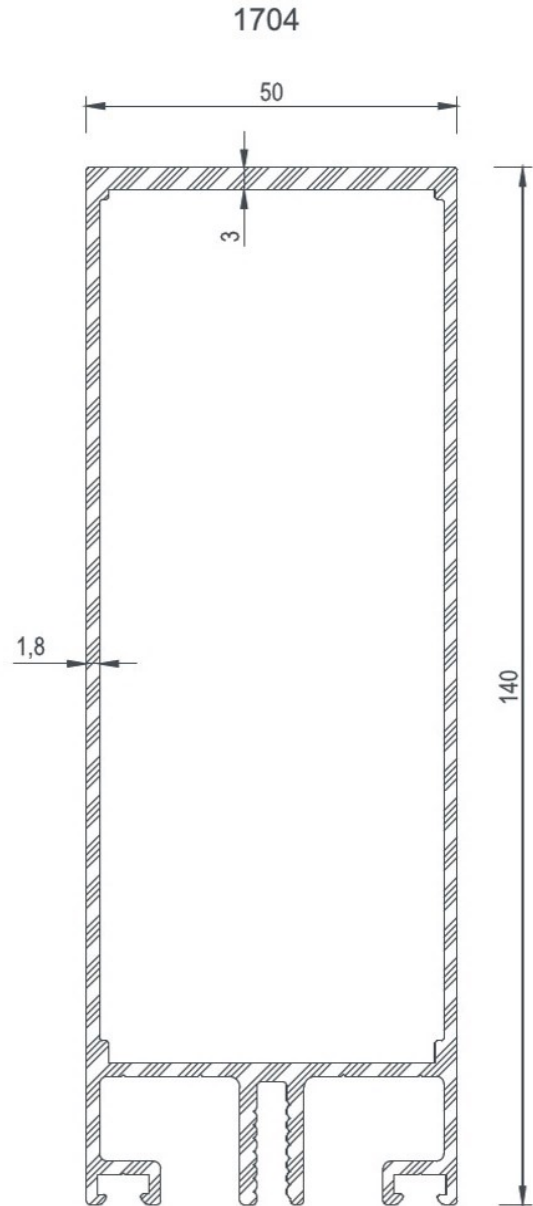
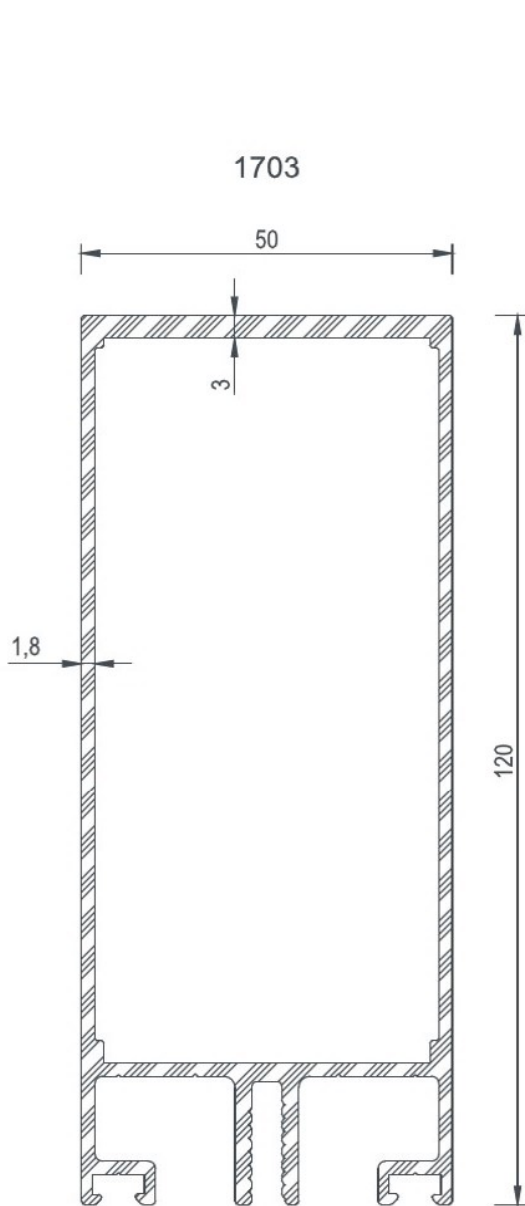


DİLATASYON PROFİLİ Dilatation Profile	DİLATASYON BAĞLANTI PROFİLİ Dilatation Connection Profile		KESİM ÖLÇÜSÜ Cutting Size
	PROFİL KODU Profile Code	AKSESUAR KODU Accessory Code	
1700	1752	1752-28,6	28,6 mm
1701	1752	1752-58,6	58,6 mm
1702	1752	1752-78,6	78,6 mm

"U" BAĞLANTI "U" Prof.	"U" BAĞLANTI PROFİLİ "U" Connection Profile		KESİM ÖLÇÜSÜ Cutting Size
	PROFİL KODU Profile Code	AKSESUAR KODU Accessory Code	
1700	1753	1753-28,6	28,6 mm
1701	1753	1753-58,6	58,6 mm
1702	1753	1753-78,6	78,6 mm



COD Code	AGIRLIK (kg/m) Weight	Jxx cm ⁴	Jyy cm ⁴	Jxx cm ³	Jyy cm ³	L m
1703	2,140	150,61	31,20	24,07	12,48	6
1704	2,336	221,65	35,39	30,27	14,15	6

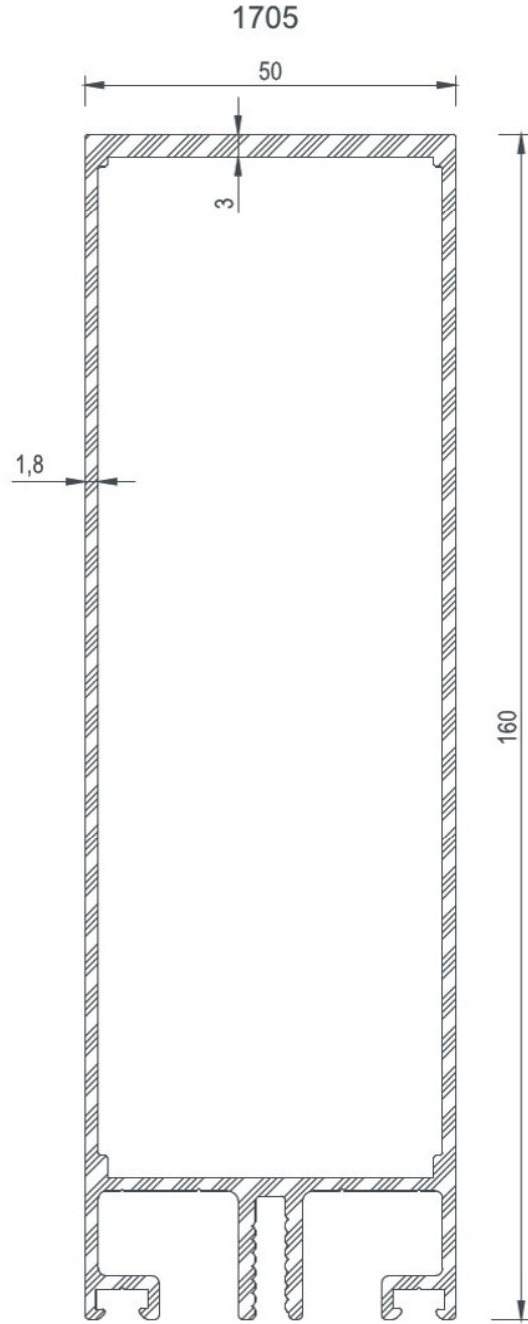
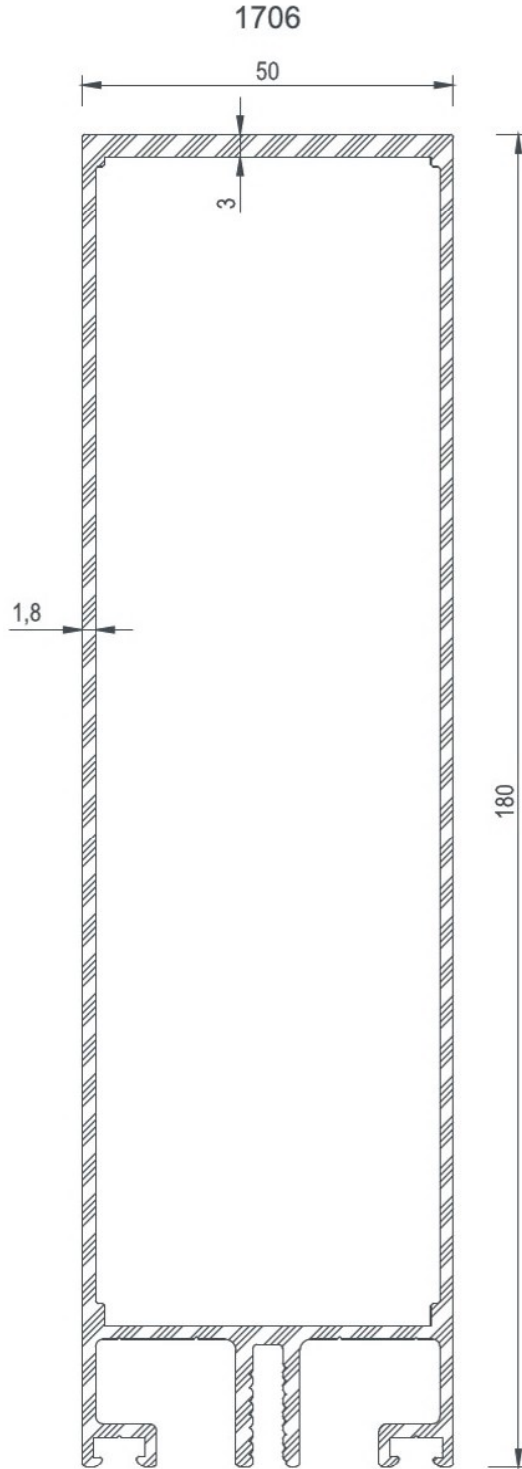


DİLATASYON PROFİLİ Dilatation Profile	DİLATASYON BAĞLANTI PROFİLİ Dilatation Connection Profile		KESİM ÖLÇÜSÜ Cutting Size
	PROFİL KODU Profile Code	AKSESUAR KODU Accessory Code	
1703	1752	1752-97,4	97,4 mm
1704	1752	1752-117,4	117,4 mm

"U" BAĞLANTI "U" Prof.	"U" BAĞLANTI PROFİLİ "U" Connection Profile		KESİM ÖLÇÜSÜ Cutting Size
	PROFİL KODU Profile Code	AKSESUAR KODU Accessory Code	
1703	1753	1753-97,4	97,4 mm
1704	1753	1753-117,4	117,4 mm



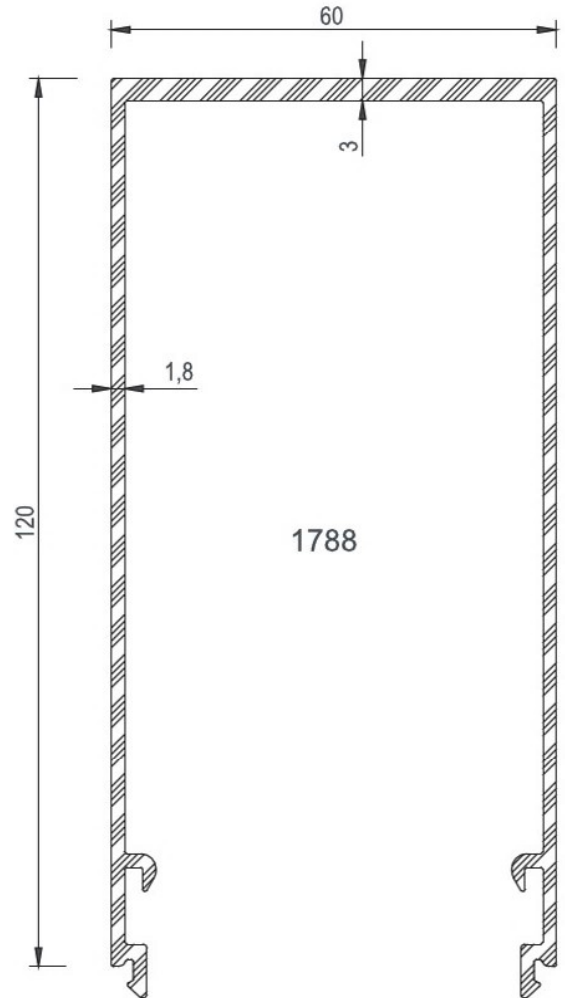
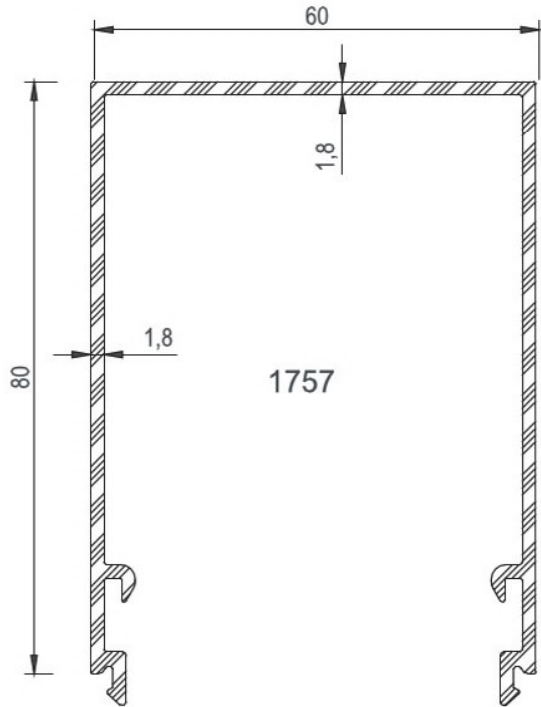
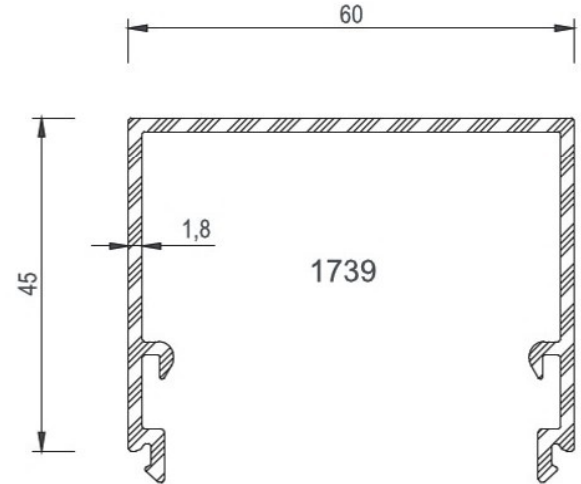
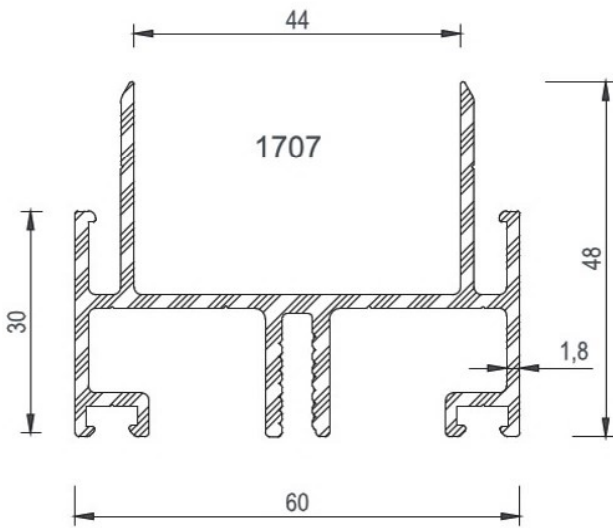
COD Code	AGIRLIK (kg/m) Weight	Jxx cm ⁴	Jyy cm ⁴	Jxx cm ³	Jyy cm ³	L m
1705	2,531	309,85	39,57	37,00	15,82	6
1706	2,726	416,69	43,76	44,23	17,50	6



DİLATASYON PROFİLİ Dilatation Profile	DİLATASYON BAĞLANTI PROFİLİ Dilatation Connection Profile		KESİM ÖLÇÜSÜ Cutting Size
	PROFİL KODU Profile Code	AKSESUAR KODU Accessory Code	
1705	1752	1752-137,4	137,4 mm
1706	1752	1752-157,4	157,4 mm

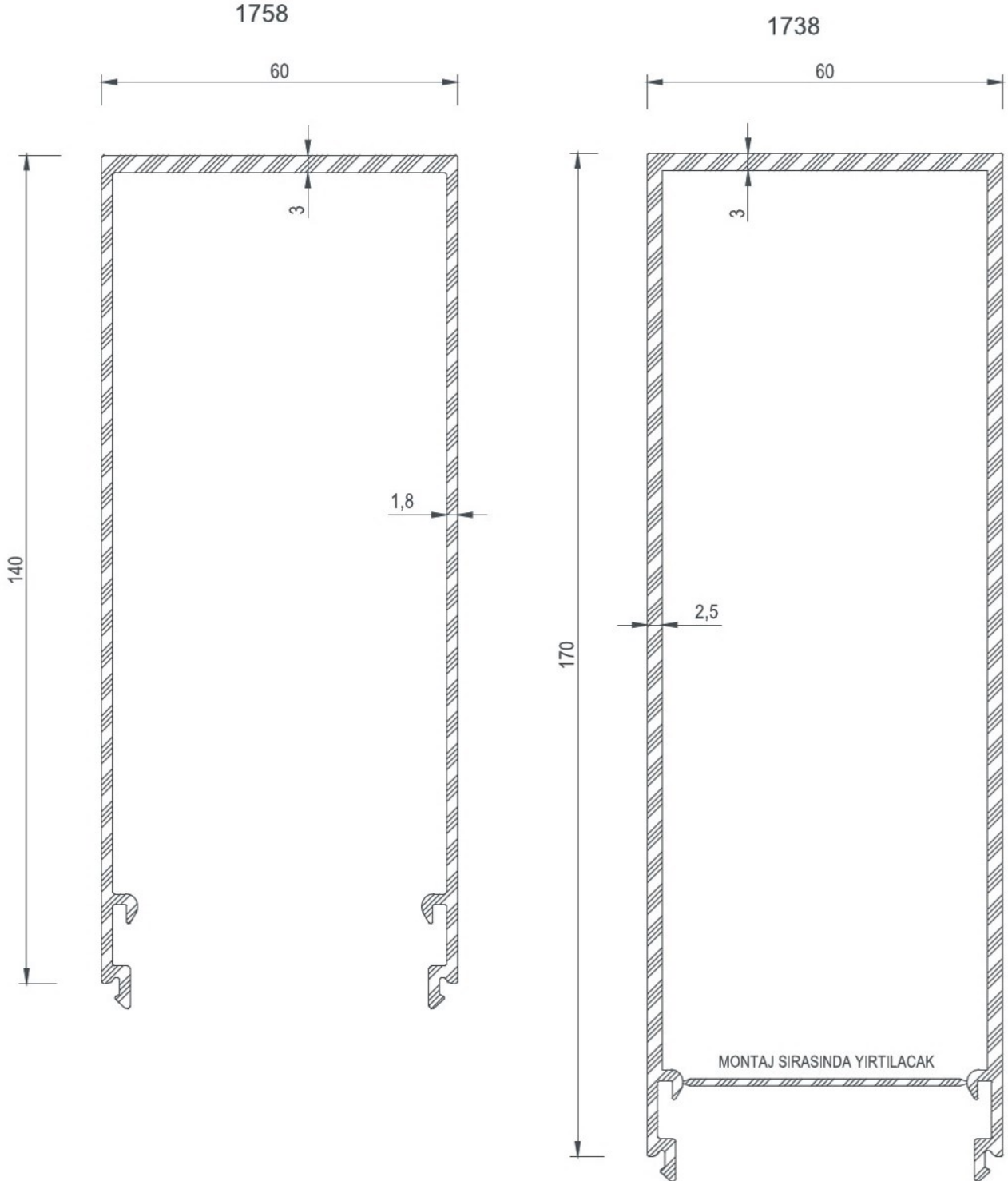
"U" BAĞLANTI "U" Prof.	"U" BAĞLANTI PROFİLİ "U" Connection Profile		KESİM ÖLÇÜSÜ Cutting Size
	PROFİL KODU Profile Code	AKSESUAR KODU Accessory Code	
1705	1753	1753-137,4	137,4 mm
1706	1753	1753-157,4	157,4 mm

COD Code	AGIRLIK (kg/m) Weight	Jxx cm ⁴	Jyy cm ⁴	Jxx cm ³	Jyy cm ³	L m
1707	1,193	20,02	5,67	6,67	1,88	6
1739	0,859	20,06	8,80	6,68	2,85	6
1788	1,773	118,32	44,71	15,78	14,90	6
1757	1,200	36,55	30,73	7,44	10,24	6



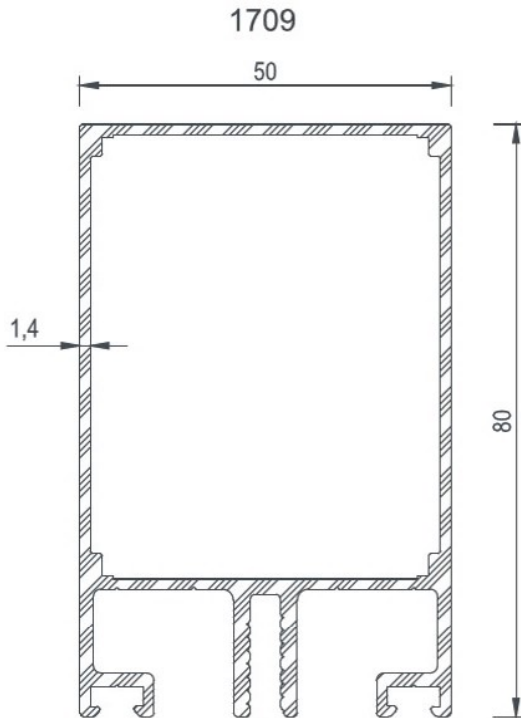
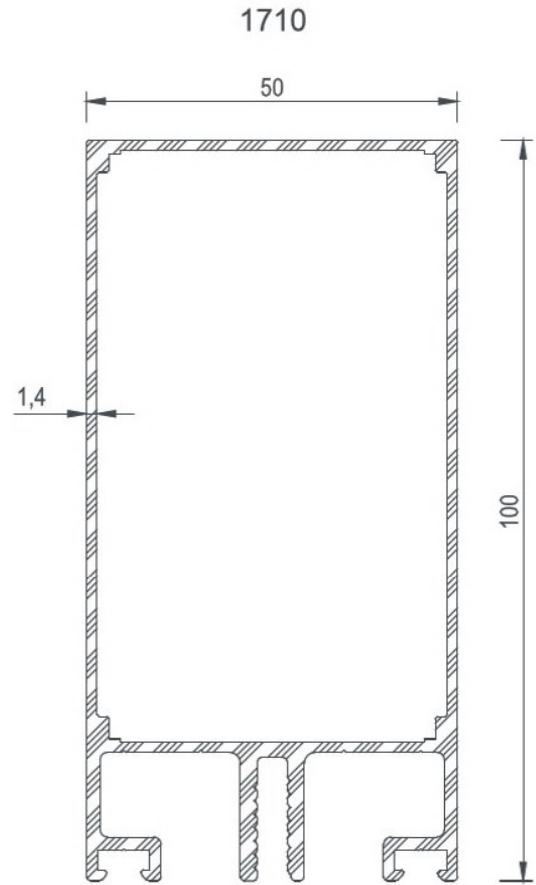
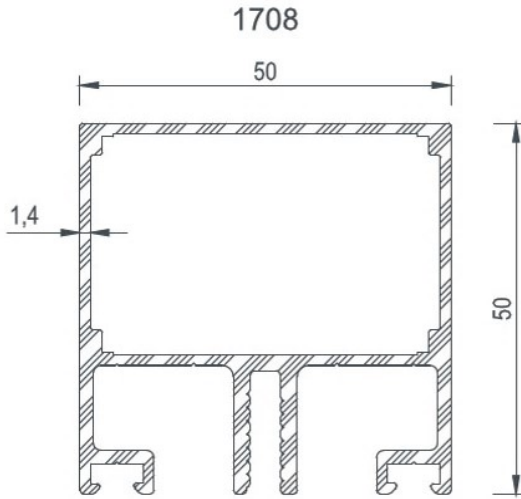


COD Code	AGIRLIK (kg/m) Weight	Jxx cm ⁴	Jyy cm ⁴	Jxx cm ³	Jyy cm ³	L m
1758	1,968	175,00	50,81	20,45	16,93	6
1738	5,576	728,00	154,72	76,25	51,57	6





COD Code	AGIRLIK (kg/m) Weight	Jxx cm ⁴	Jyy cm ⁴	Jxx cm ³	Jyy cm ³	L m
1708	1,174	14,21	12,03	5,68	4,36	6
1709	1,402	40,32	19,18	8,72	7,67	6
1710	1,554	71,31	22,49	12,28	9,00	6



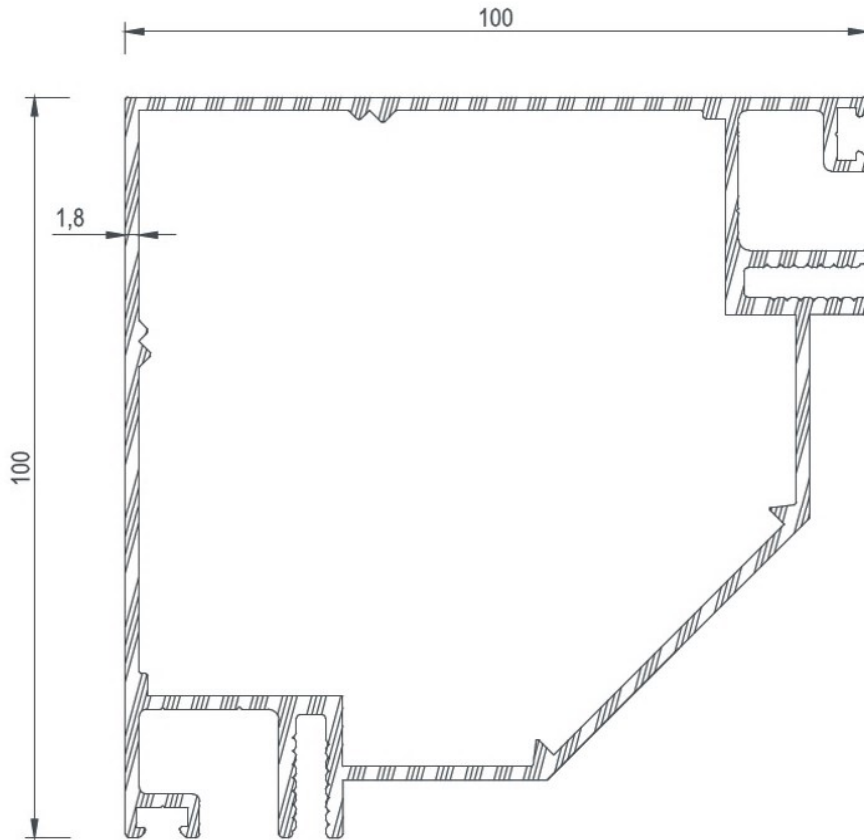
DİLATASYON PROFİLİ Dilatation Profile	DİLATASYON BAĞLANTI PROFİLİ Dilatation Connection Profile		KESİM ÖLÇÜSÜ Cutting Size
	PROFİL KODU Profile Code	AKSESUAR KODU Accessory Code	
1708	1752	1752-28,6	28,6 mm
1709	1752	1752-58,6	58,6 mm
1710	1752	1752-78,6	78,6 mm

"U" BAĞLANTI "U" Prof.	"U" BAĞLANTI PROFİLİ "U" Connection Profile		KESİM ÖLÇÜSÜ Cutting Size
	PROFİL KODU Profile Code	AKSESUAR KODU Accessory Code	
1708	1753	1753-28,6	28,6 mm
1709	1753	1753-58,6	58,6 mm
1710	1753	1753-78,6	78,6 mm



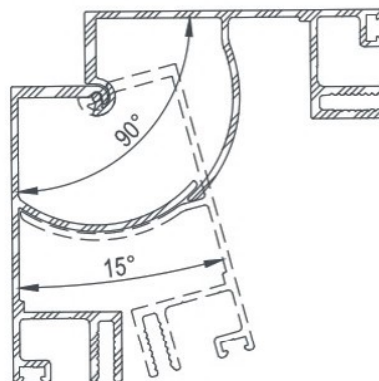
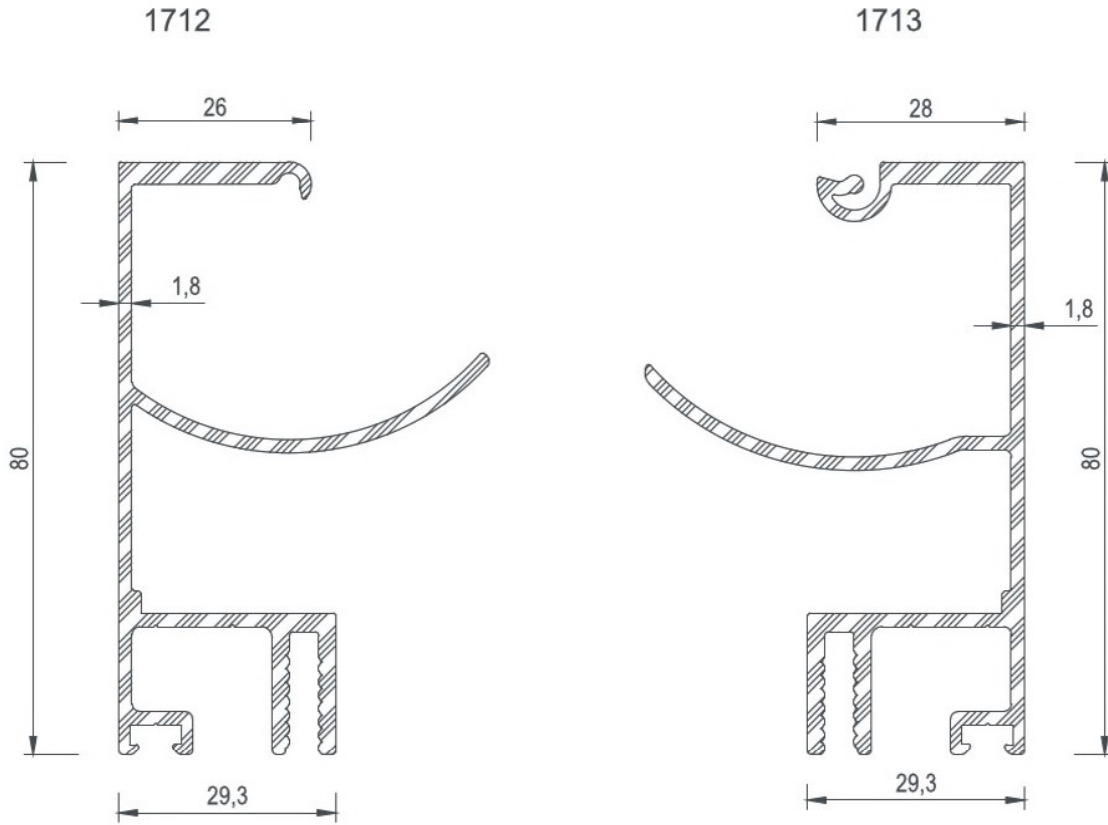
COD Code	AGIRLIK (kg/m) Weight	Jxx cm ⁴	Jyy cm ⁴	Jxx cm ³	Jyy cm ³	L m
1711	2,373	150,00	75,78	21,26	11,76	6

1711



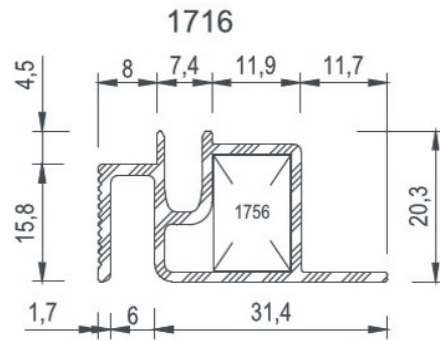
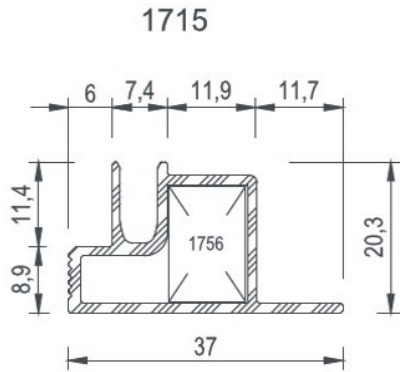
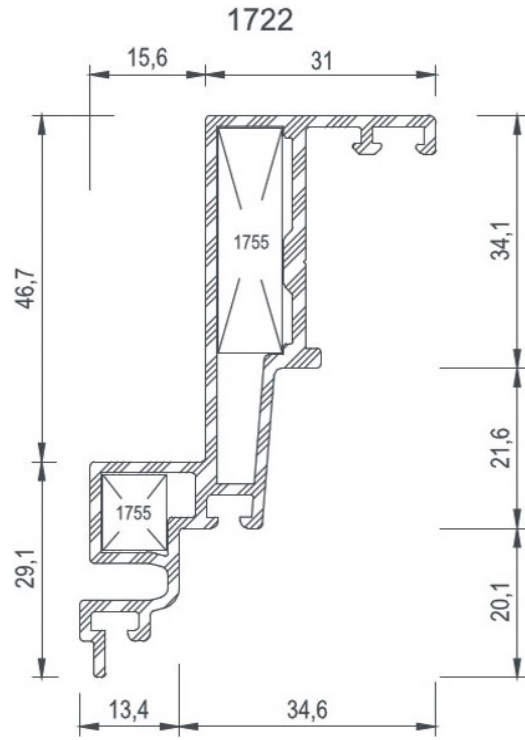
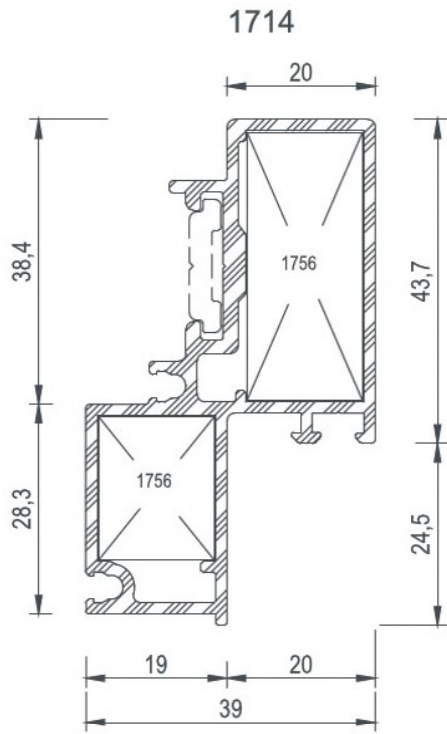
DİLATASYON PROFİLİ Dilatation Profile	DİLATASYON BAĞLANTI PROFİLİ Dilatation Connection Profile	AKSESUAR KODU Accessory Code	KESİM ÖLÇÜSÜ Cutting Size
1711	1752	1752-78,6	78,6 mm

COD Code	AGIRLIK (kg/m) Weight	Jxx cm ⁴	Jyy cm ⁴	Jxx cm ³	Jyy cm ³	L m
1712	1,257	31,24	7,65	7,16	2,07	6
1713	1,299	32,56	8,24	7,60	2,21	6





COD Code	AGIRLIK (kg/m) Weight	Jxx cm ⁴	Jyy cm ⁴	Jxx cm ³	Jyy cm ³	L m
1714	1,085	17,40	3,57	4,58	1,66	6
1722	1,067	24,10	1,73	5,30	1,09	6
1715	0,366	1,25	0,60	0,55	0,50	6
1716	0,420	1,68	0,60	1,04	1,68	6

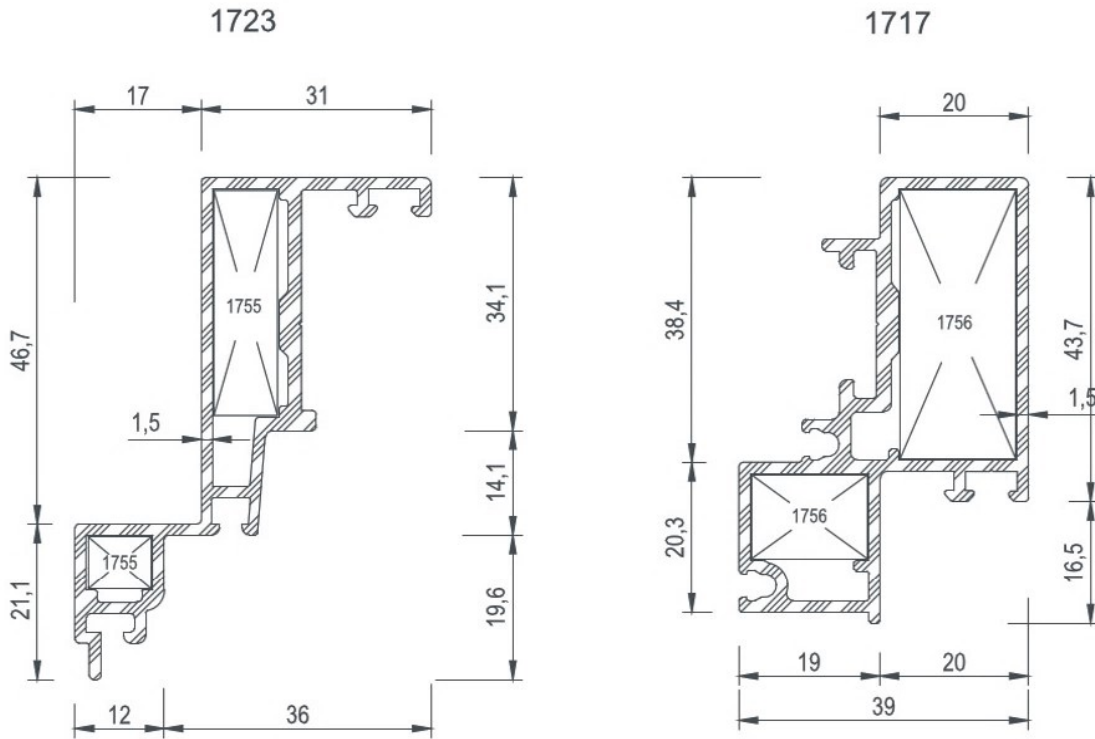


KÖŞE TAKOZLARI / Corner Cleats


Nr	 L m	AKS. KODU Ac. Code	KESİM ÖLÇÜSÜ Cutting Size
1714	1756	1756-36,2	36,2 mm
	1756	1756-19,3	19,3 mm
1722	1755	1755-30,4	30,4 mm
	1755	1755-10,3	10,3 mm
1715	1756	1756-10,4	10,4 mm
1716	1756	1756-10,4	10,4 mm



COD Code	AGIRLIK (kg/m) Weight	Jxx cm4	Jyy cm4	Jxx cm3	Jyy cm3	L m
1723	0,934	18,36	1,50	4,32	0,92	6
1717	1,020	13,21	3,36	3,76	1,32	6

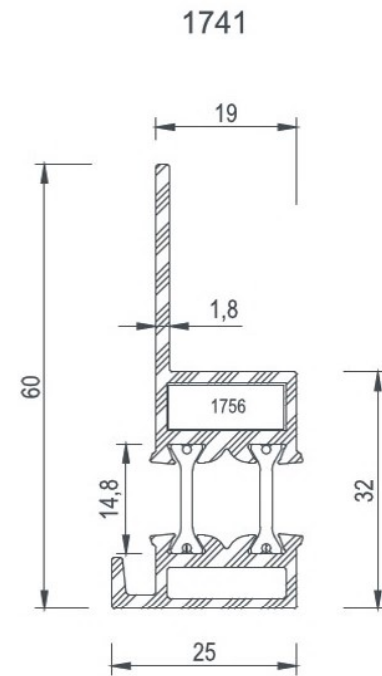
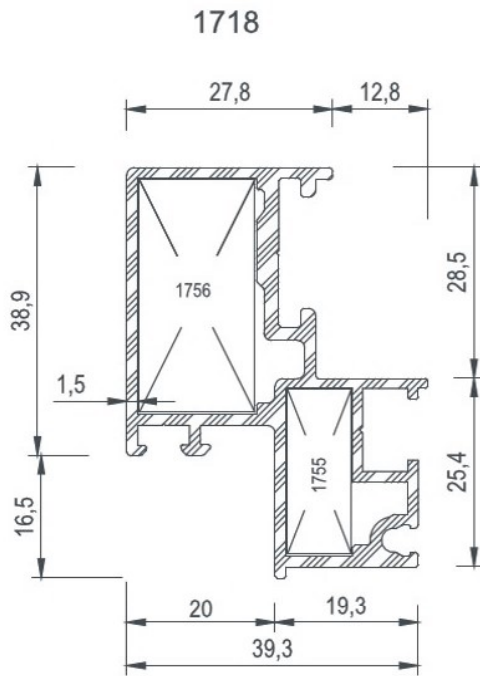


KÖŞE TAKOZLARI / Corner Cleats

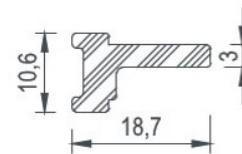
Nr	 L m	AKS. KODU Acs. Code	KESİM ÖLÇÜSÜ Cutting Size
1717	1756	1756-36,2	36,2 mm
	1756	1756-11,3	11,3 mm
1723	1755	1755-30,4	30,4 mm
	1755	1755-7,1	7,1 mm



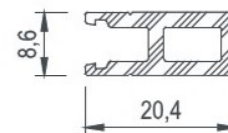
COD Code	AGIRLIK (kg/m) Weight	Jxx cm ⁴	Jyy cm ⁴	Jxx cm ³	Jyy cm ³	L m
1718	1,003	11,96	3,50	3,67	1,56	6
1749	0,240	---	---	---	---	6
1750	0,258	---	---	---	---	6
1741	0,863	7,28	1,31	1,80	0,90	6



1749



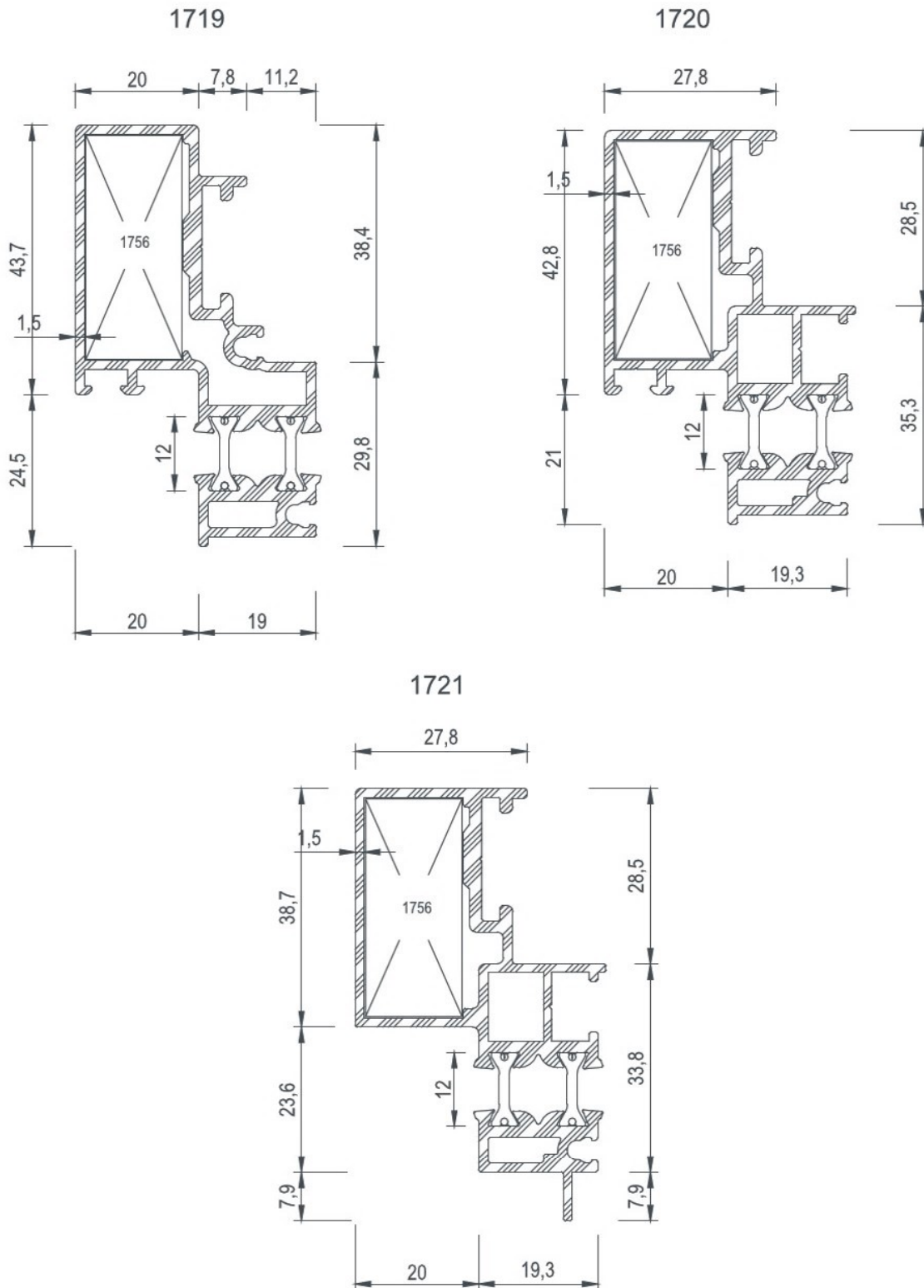
1750



KÖŞE TAKOZLARI / Corner Cleats

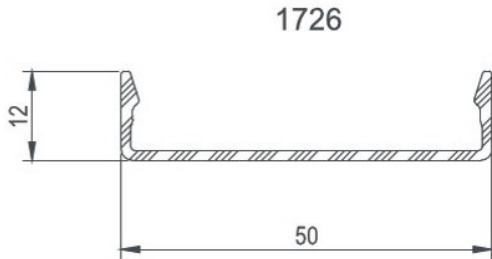
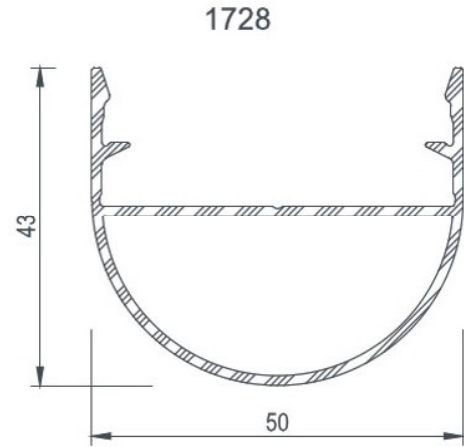

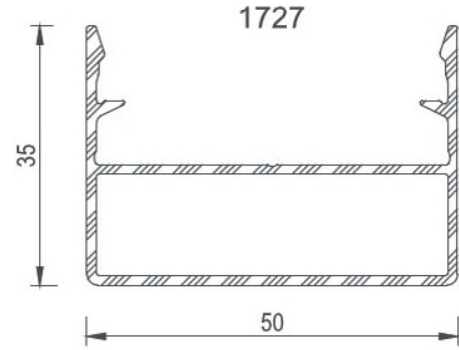
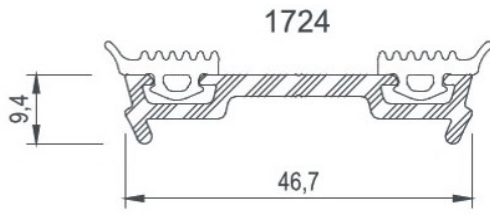
Nr	L m	AKS. KODU Acs. Code	KESİM ÖLÇÜSÜ Cutting Size
1718	1756	1756-31,4	31,4 mm
	1755	1755-22,2	22,2 mm
1741	1756	1756-6	6 mm

COD Code	AGIRLIK (kg/m) Weight	Jxx cm ⁴	Jyy cm ⁴	Jxx cm ³	Jyy cm ³	L m
1719	1,345	20,20	3,64	4,94	1,67	6
1720	1,336	18,70	4,14	4,91	1,81	6
1721	1,316	19,92	3,60	5,10	1,62	6

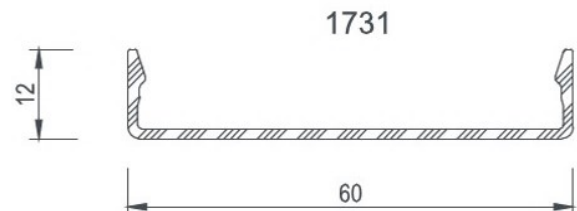
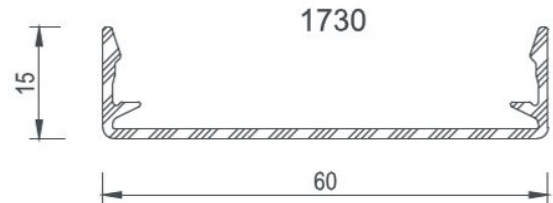
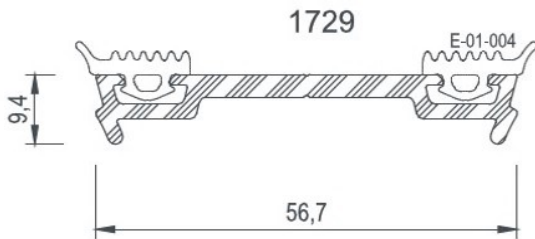




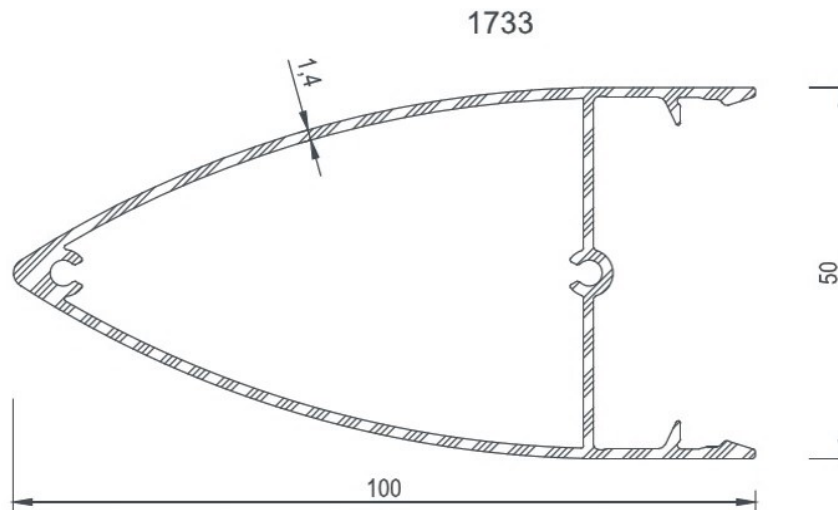
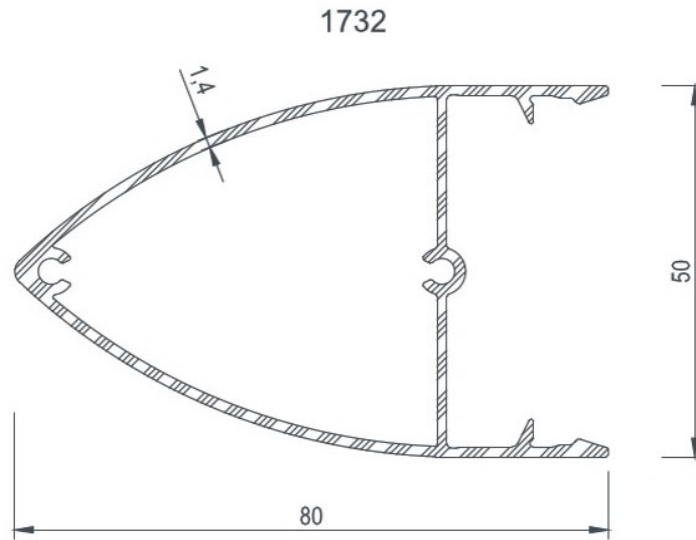
COD Code	AGIRLIK (kg/m) Weight	Jxx cm ⁴	Jyy cm ⁴	Jxx cm ³	Jyy cm ³	L m
1724	0,445	3,49	0,10	1,50	0,13	6
1725	0,316	4,27	0,22	1,70	0,20	6
1726	0,268	3,32	0,12	1,32	0,13	6
1727	0,621	8,47	2,43	3,39	1,11	6
1728	0,606	7,70	3,17	3,07	1,40	6
1729	0,527	6,02	0,10	2,12	0,14	6
1730	0,351	6,61	0,24	2,20	0,20	6
1731	0,303	5,20	0,12	1,73	0,13	6



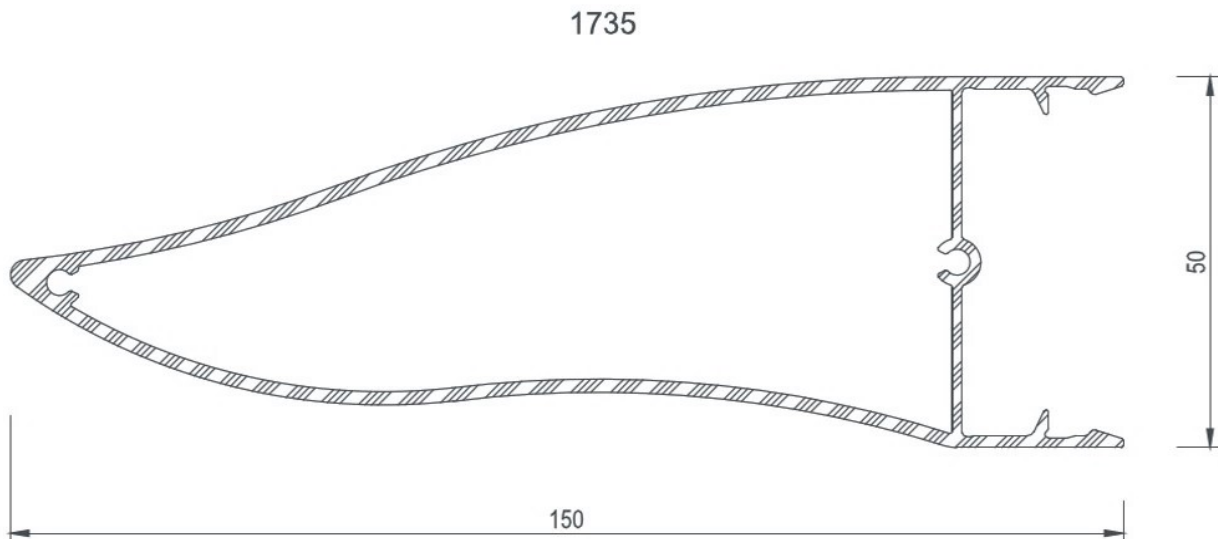
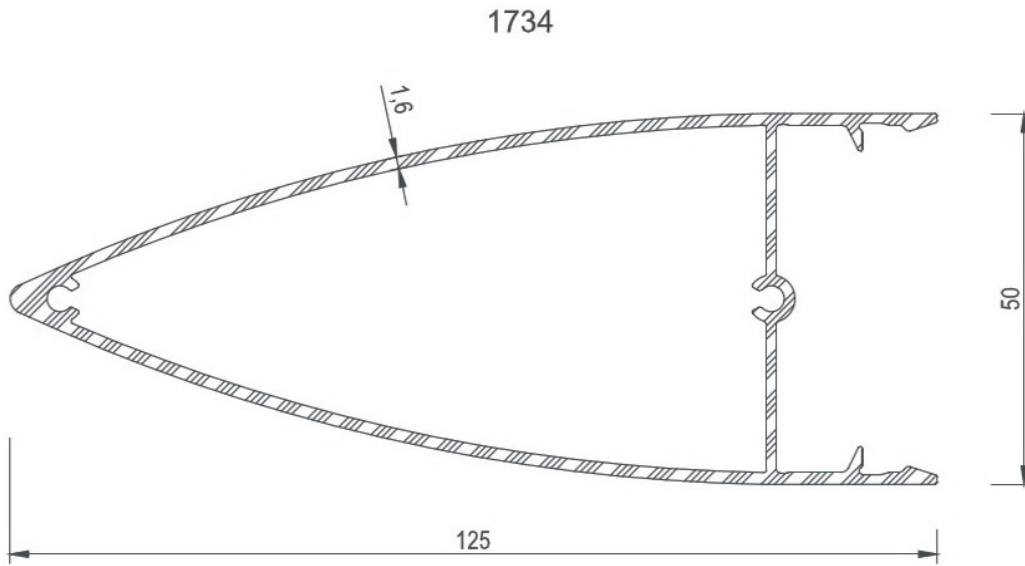
" 60 " LIK BASKI VE KAPAK



COD Code	AGIRLIK (kg/m) Weight	Jxx cm ⁴	Jyy cm ⁴	Jxx cm ³	Jyy cm ³	L m
1732	0,921	18,61	10,85	4,42	4,34	6
1733	1,094	37,10	12,61	7,00	5,04	6

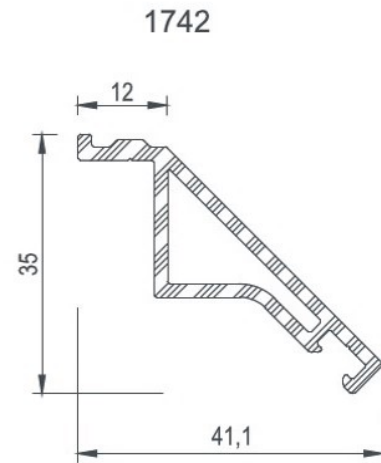
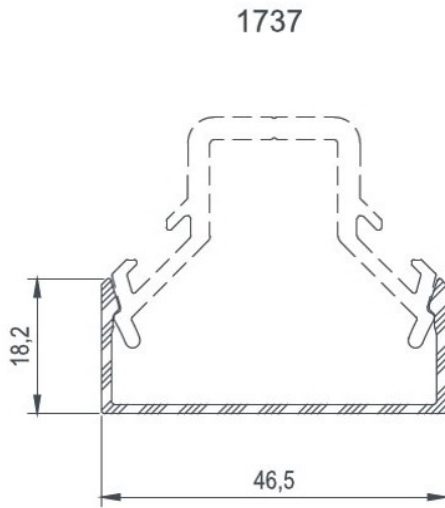
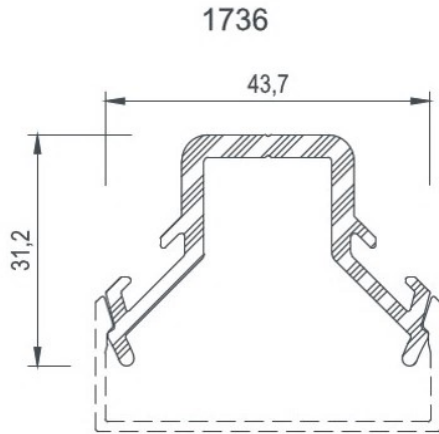


COD Code	AGIRLIK (kg/m) Weight	Jxx cm ⁴	Jyy cm ⁴	Jxx cm ³	Jyy cm ³	L m
1734	1,373	72,17	16,15	10,83	6,46	6
1735	1,716	127,95	18,32	16,16	6,68	6

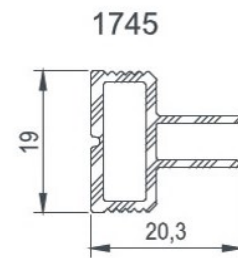
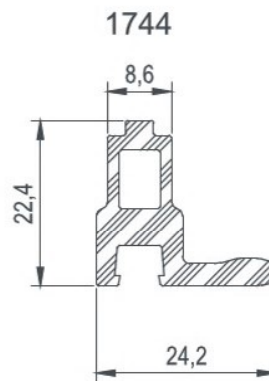
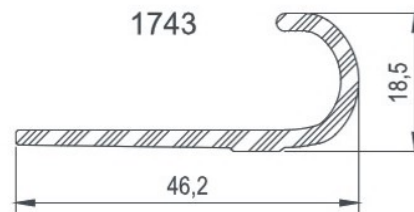
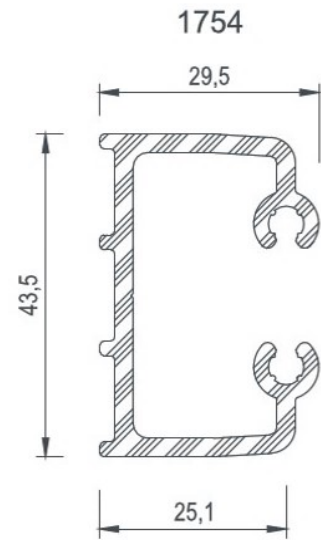
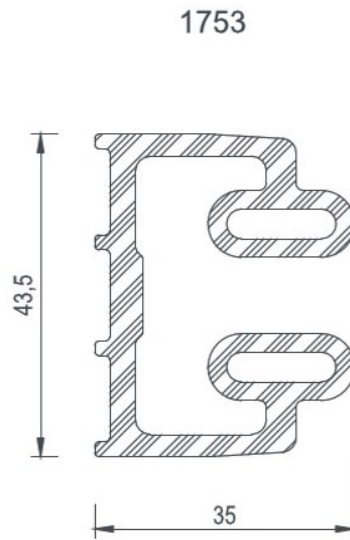
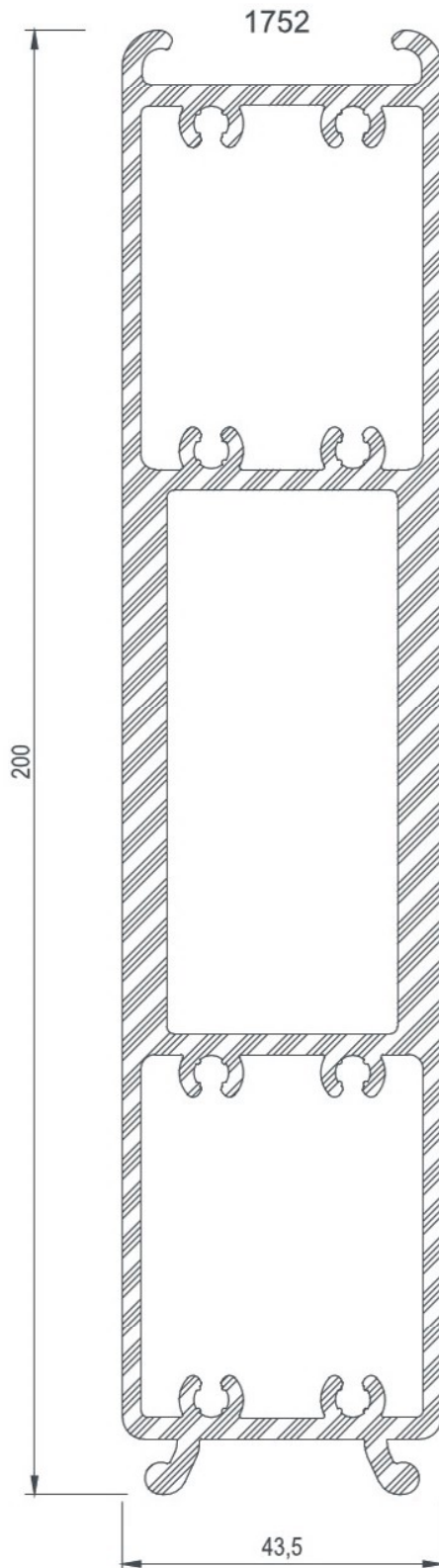




COD Code	AGIRLIK (kg/m) Weight	Jxx cm ⁴	Jyy cm ⁴	Jxx cm ³	Jyy cm ³	L m
1736	0,685	4,27	2,20	1,95	1,20	6
1737	0,300	3,62	0,37	1,55	0,30	6
1740	0,283	0,80	0,15	0,55	0,30	6
1742	0,508	3,55	0,26	1,37	0,24	6

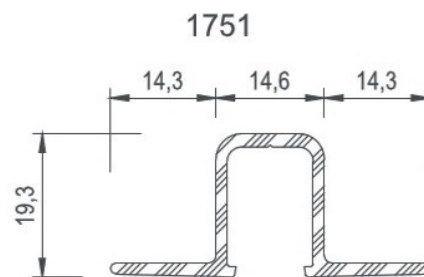
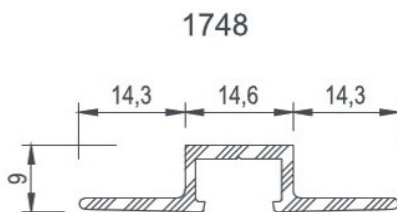
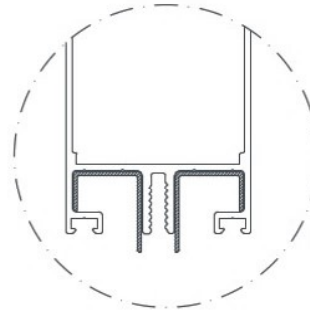
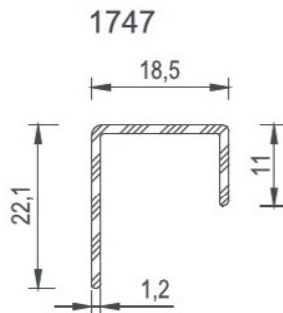
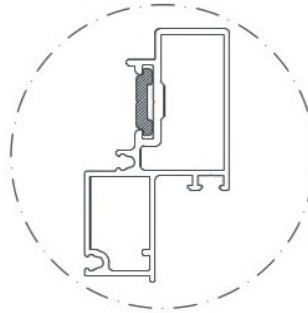
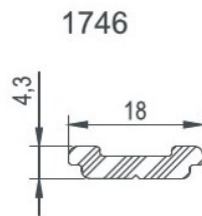


COD Code	AGIRLIK (kg/m) Weight	Jxx cm ⁴	Jyy cm ⁴	Jxx cm ³	Jyy cm ³	L m
1752	5,992	--	---	---	---	6
1753	1,491	--	---	---	---	6
1754	0,885	--	---	---	---	6
1743	0,408	--	---	---	---	6
1744	0,483	--	---	---	---	6
1745	0,258	--	---	---	---	6



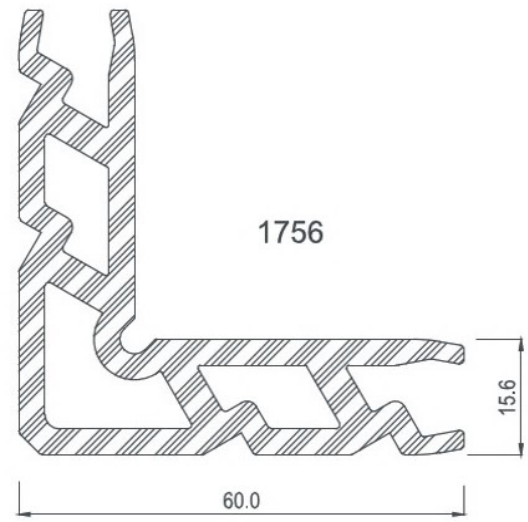
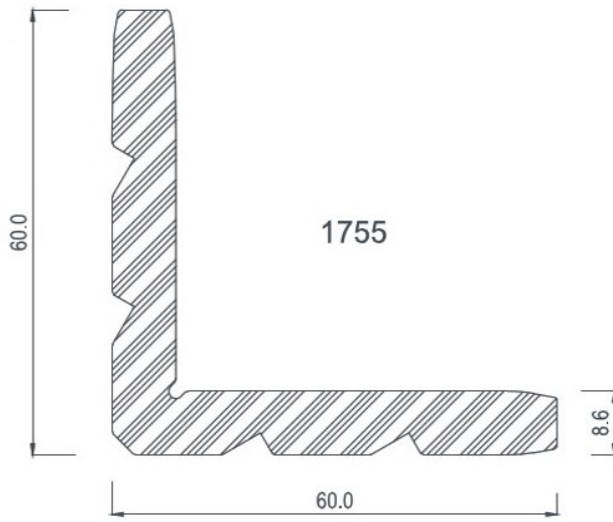


COD Code	AGIRLIK (kg/m) Weight	Jxx cm ⁴	Jyy cm ⁴	Jxx cm ³	Jyy cm ³	L m
1746	0,115	---	---	---	---	6
1747	0,158	---	---	---	---	6
1748	0,265	---	---	---	---	6
1751	0,339	---	---	---	---	6





COD Code	AGIRLIK (kg/m) Weight	Jxx cm ⁴	Jyy cm ⁴	Jxx cm ³	Jyy cm ³	L m
1755	2,434	-----	-----	-----	-----	6
1756	2,474	-----	-----	-----	-----	6



KÖŞE TAKOZLARI / Corner Cleats

Nr	 L m	AKS. KODU Ac. Code	KESİM ÖLÇÜSÜ Cutting Size
1714	1756	1756-36,1	36,1 mm
	1756	1756-19,3	19,3 mm
1715	1756	1756-10,4	10,4 mm
1716	1756	1756-10,4	10,4 mm
1717	1756	1756-36,1	36,1 mm
	1756	1756-11,3	11,3 mm
1718	1756	1756-31,3	31,3 mm
	1755	1755-22,2	22,2 mm
1722	1755	1755-30,3	30,3 mm
	1755	1755-10,3	10,3 mm
1723	1755	1755-30,3	30,3 mm
	1755	1755-7,1	7,1 mm
1741	1756	1756-6	6 mm
1719	1756	1756-36,1	36,1 mm
1720	1756	1756-35,2	35,2 mm
1721	1756	1756-35,2	35,2 mm

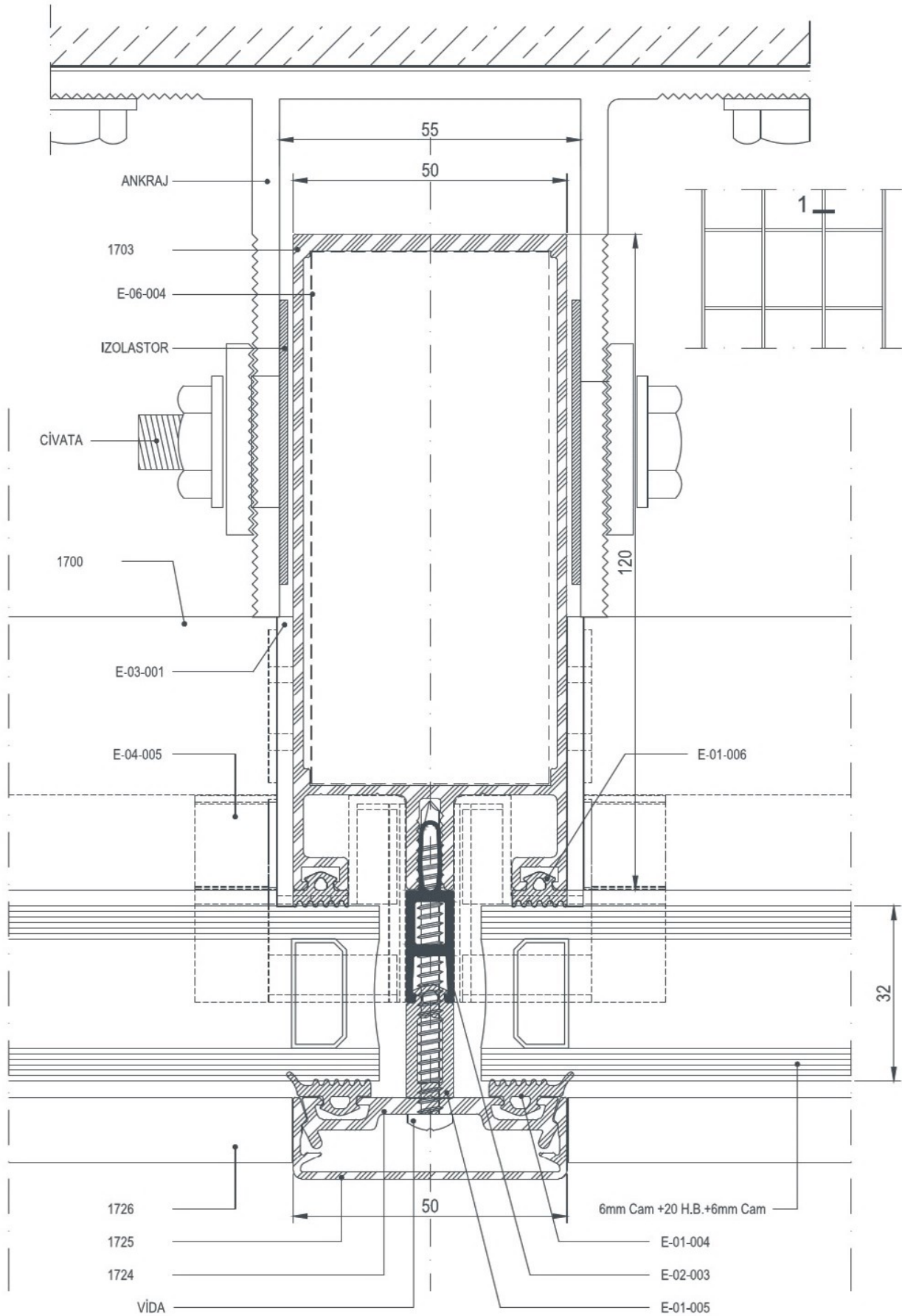


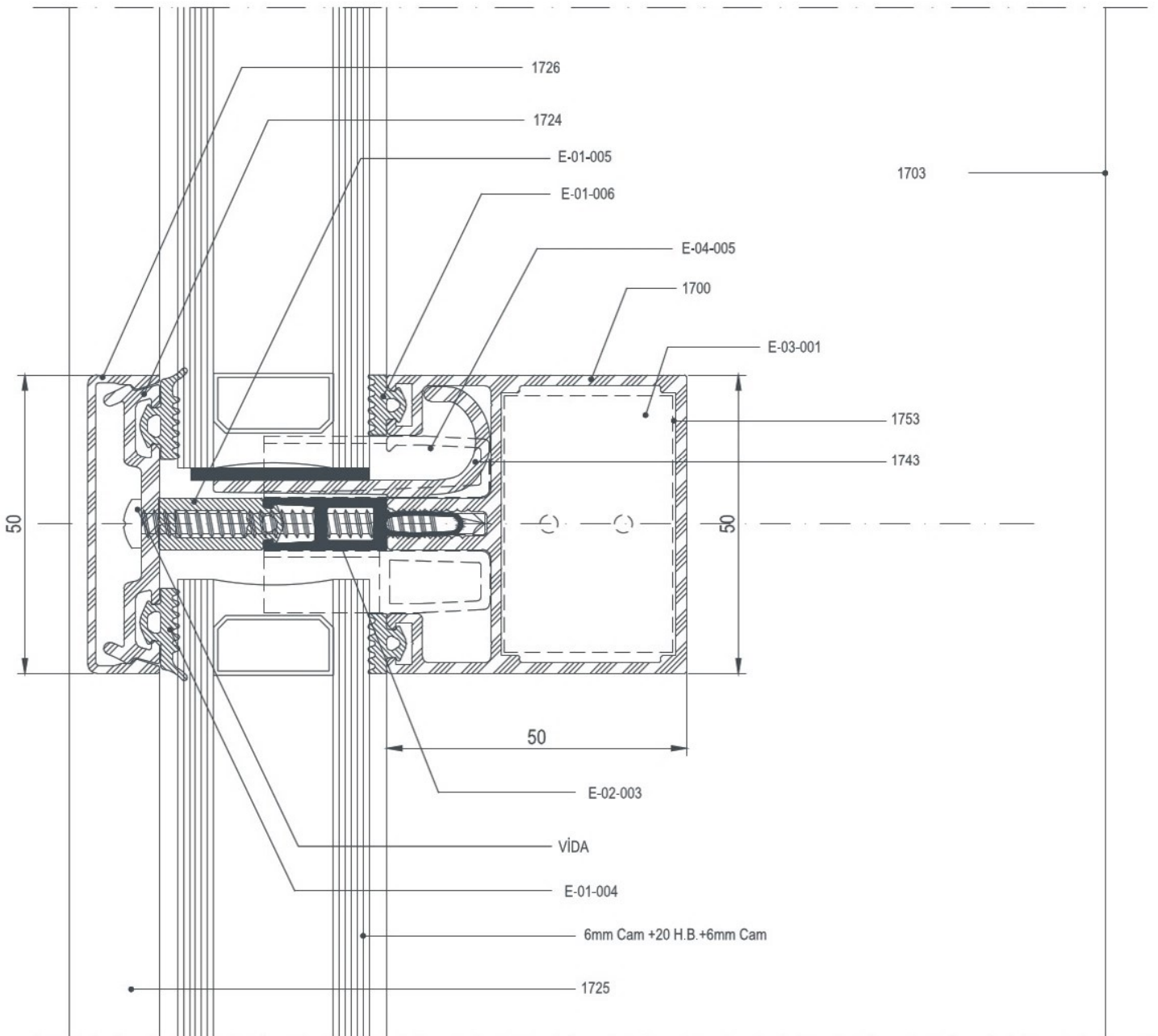
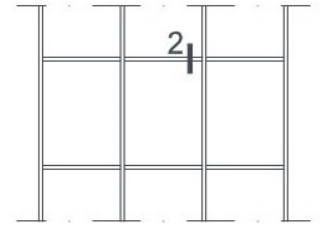
EN 50

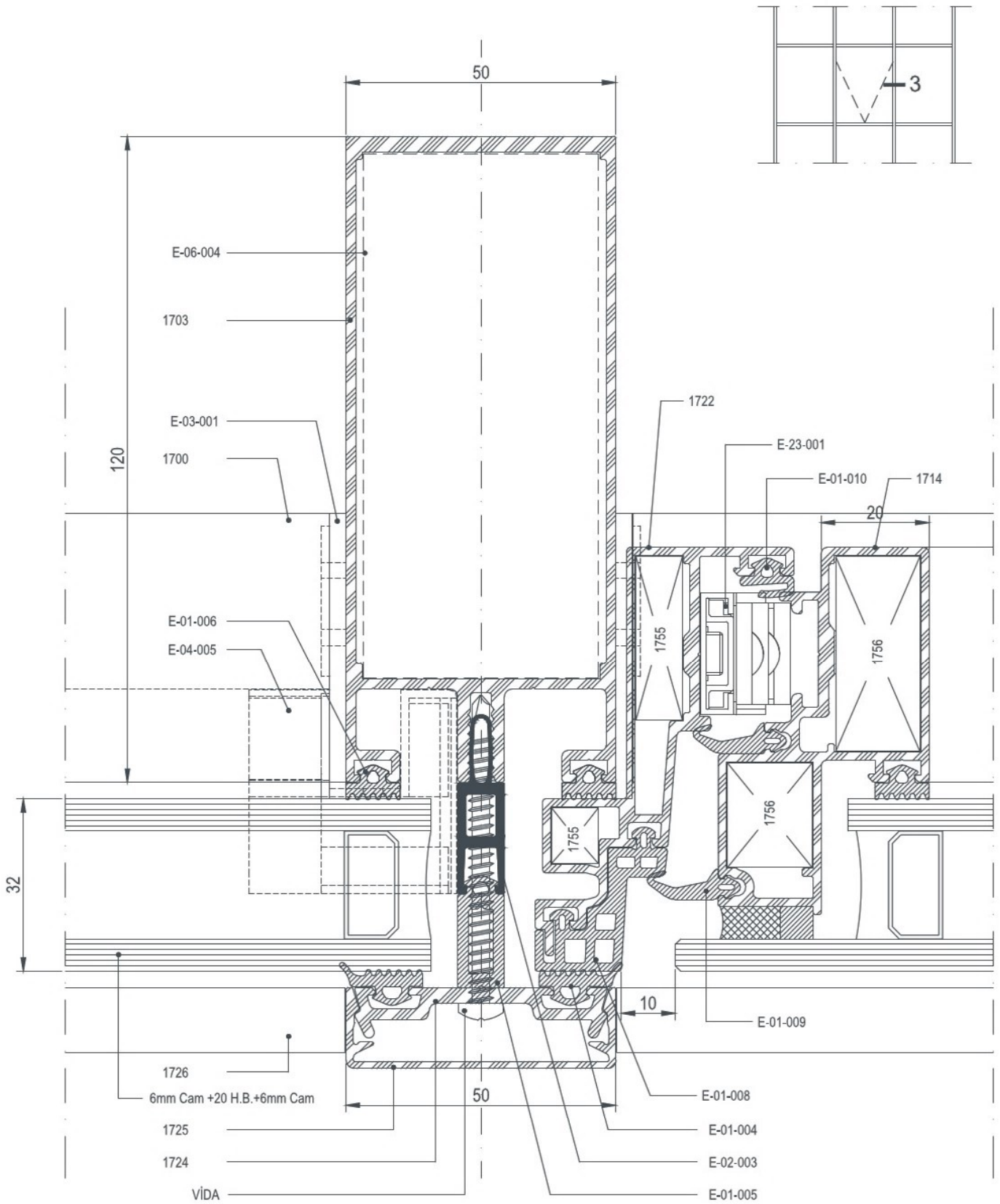
DETAYLAR

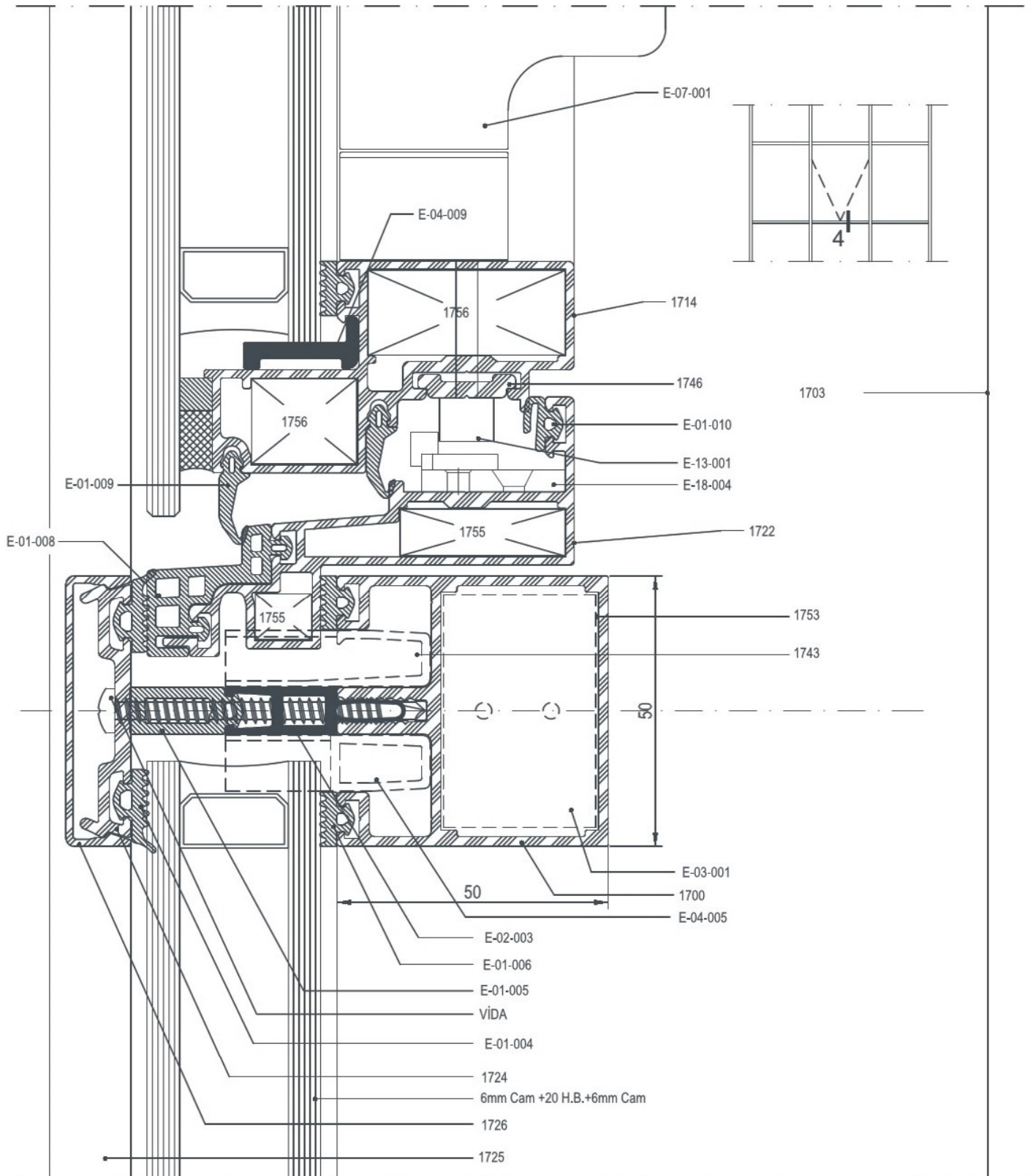
DETAILS

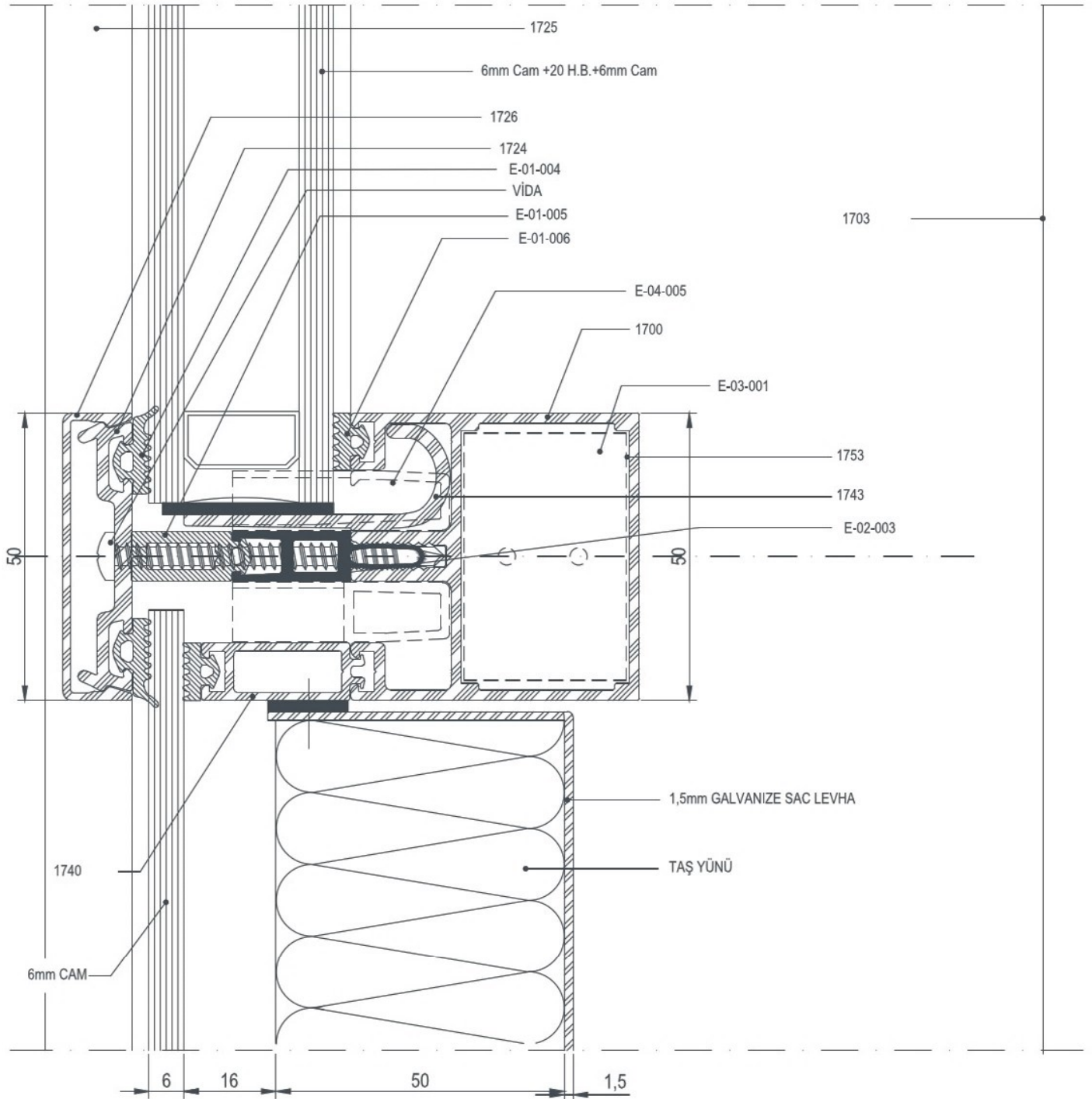
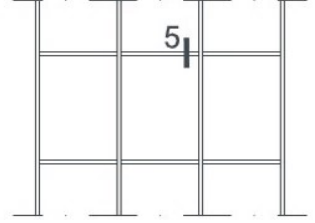
KAPAKLI CEPHE DETAYLARI
COVER CAP DETAILS

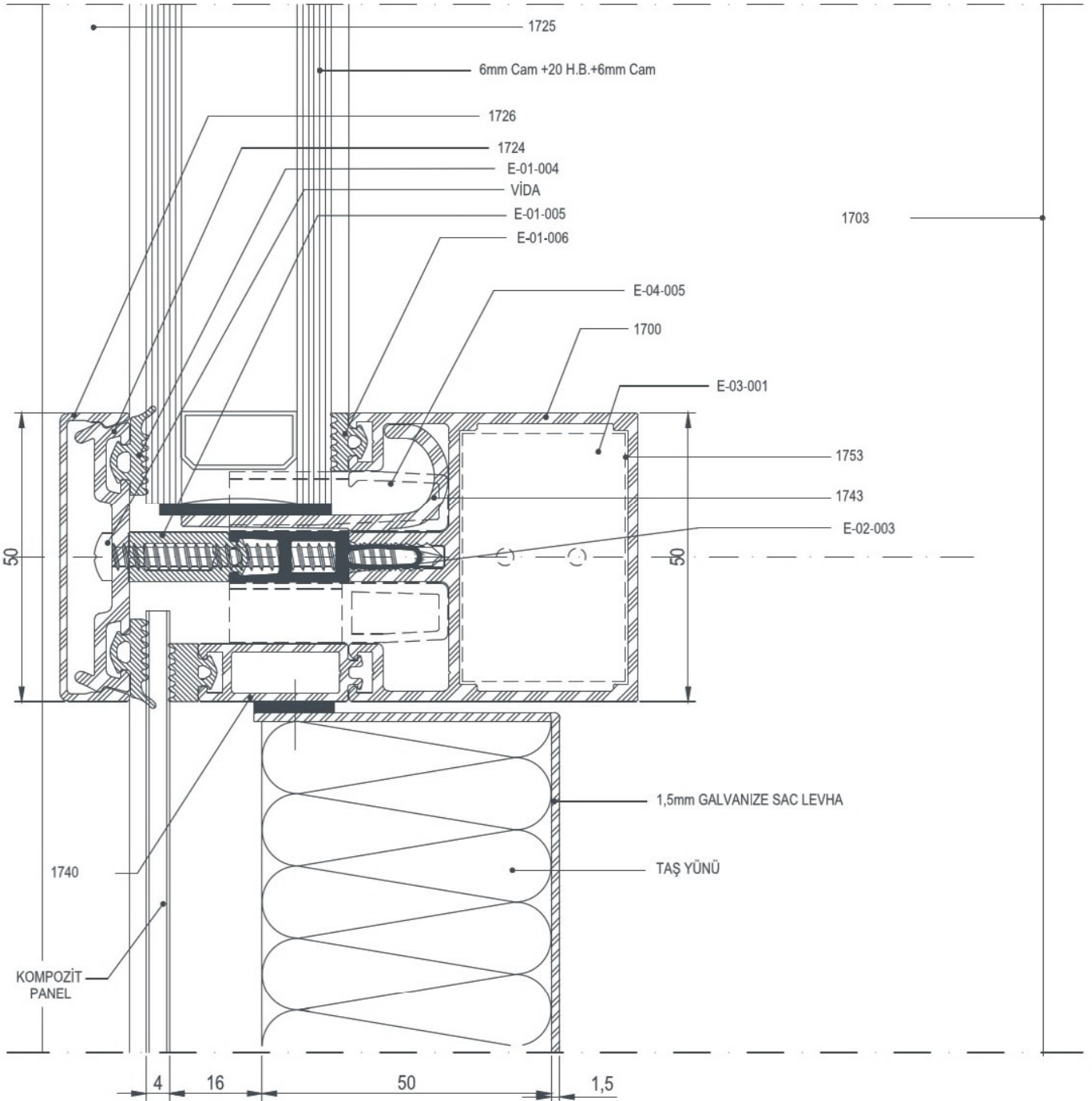
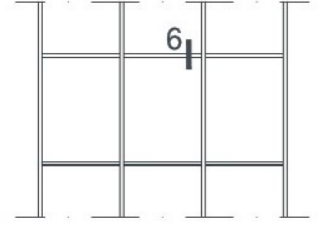


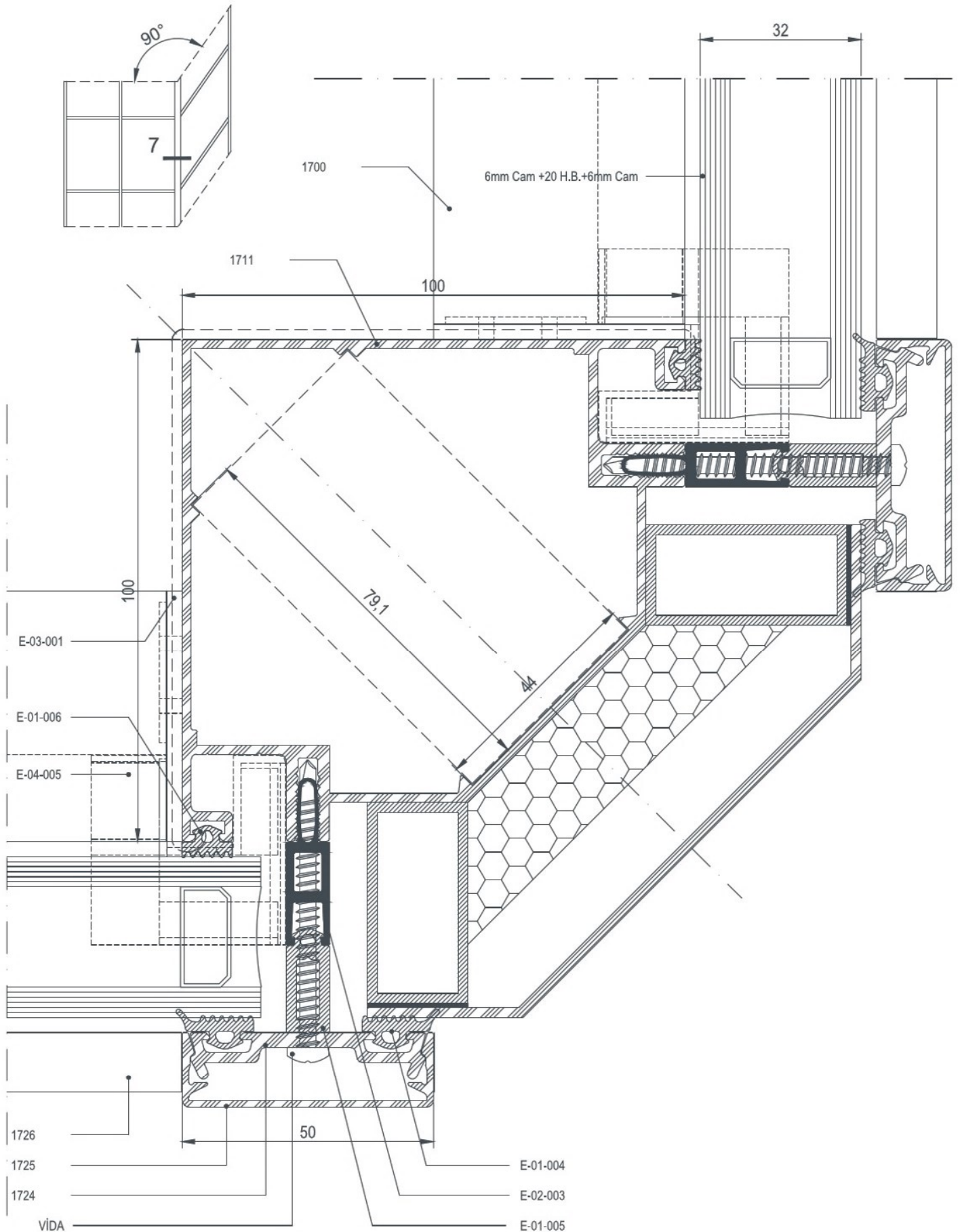


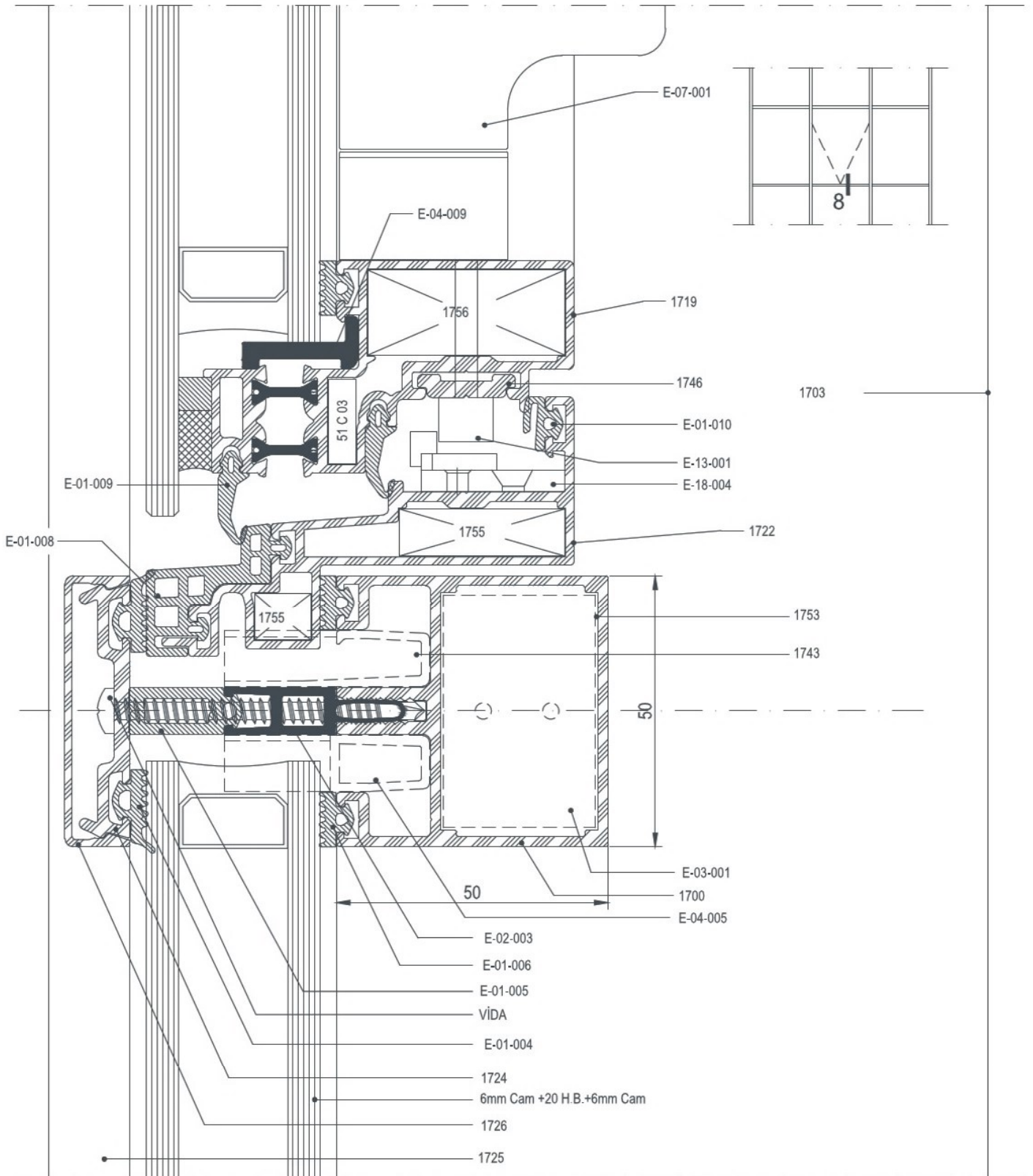


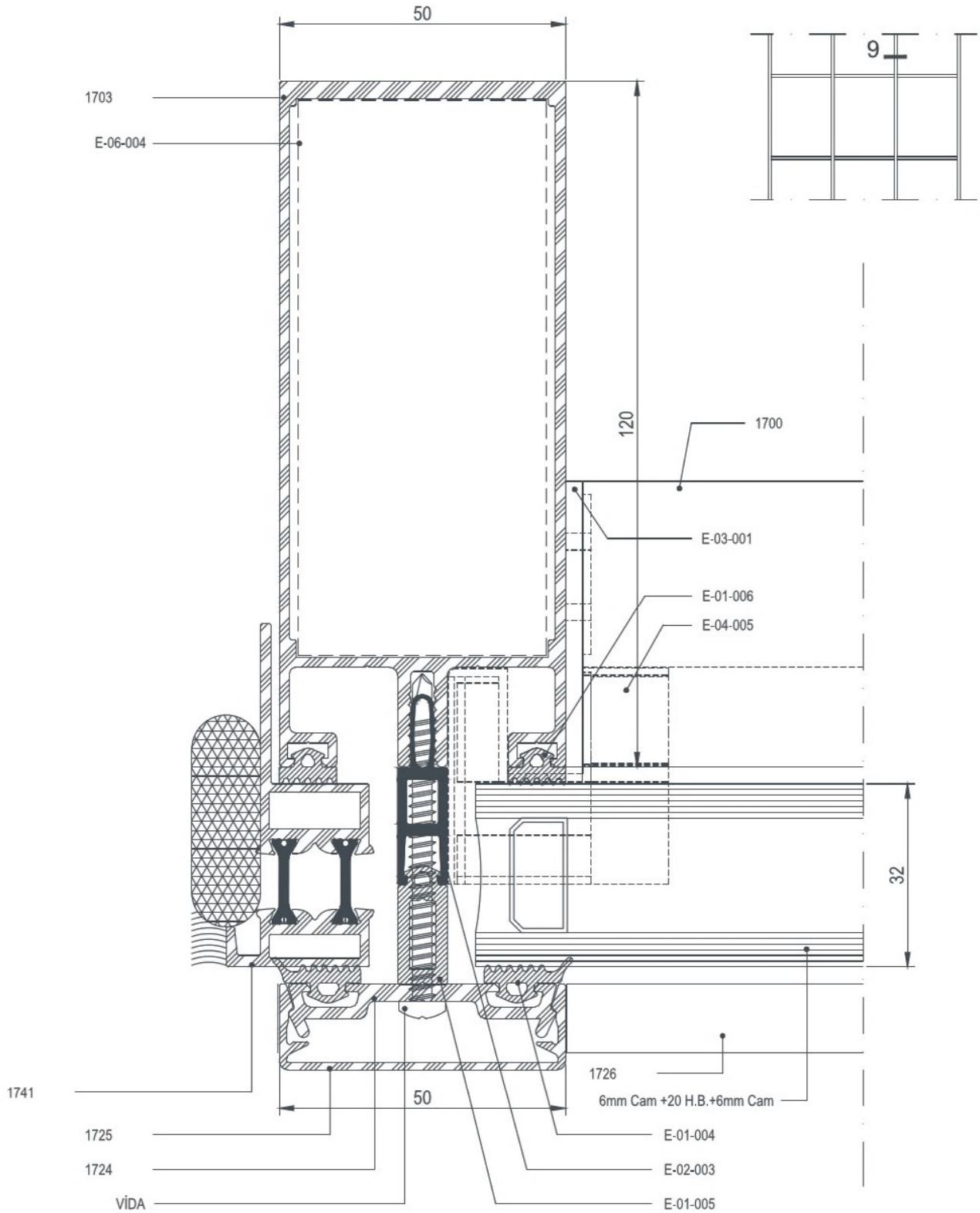


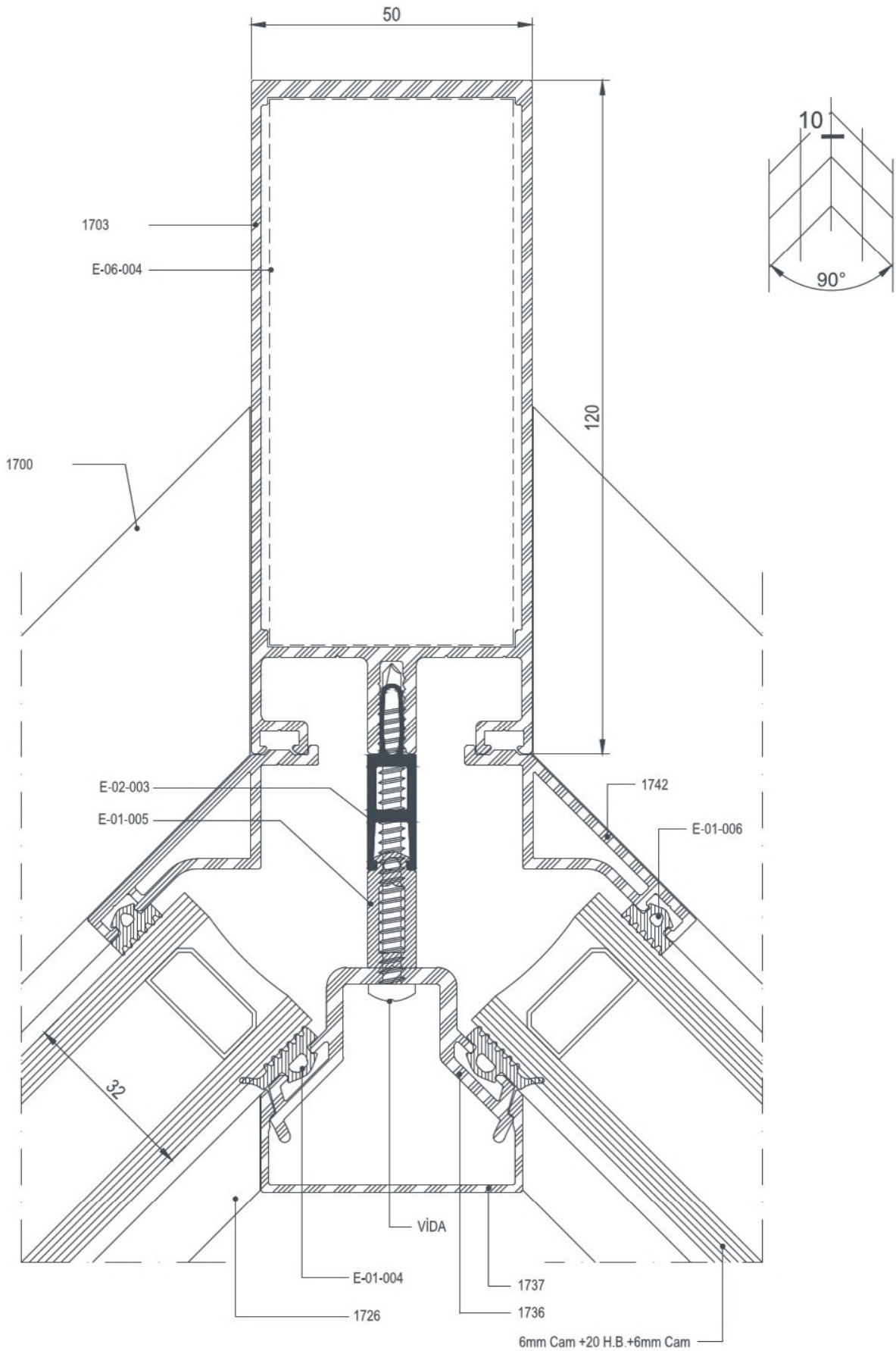


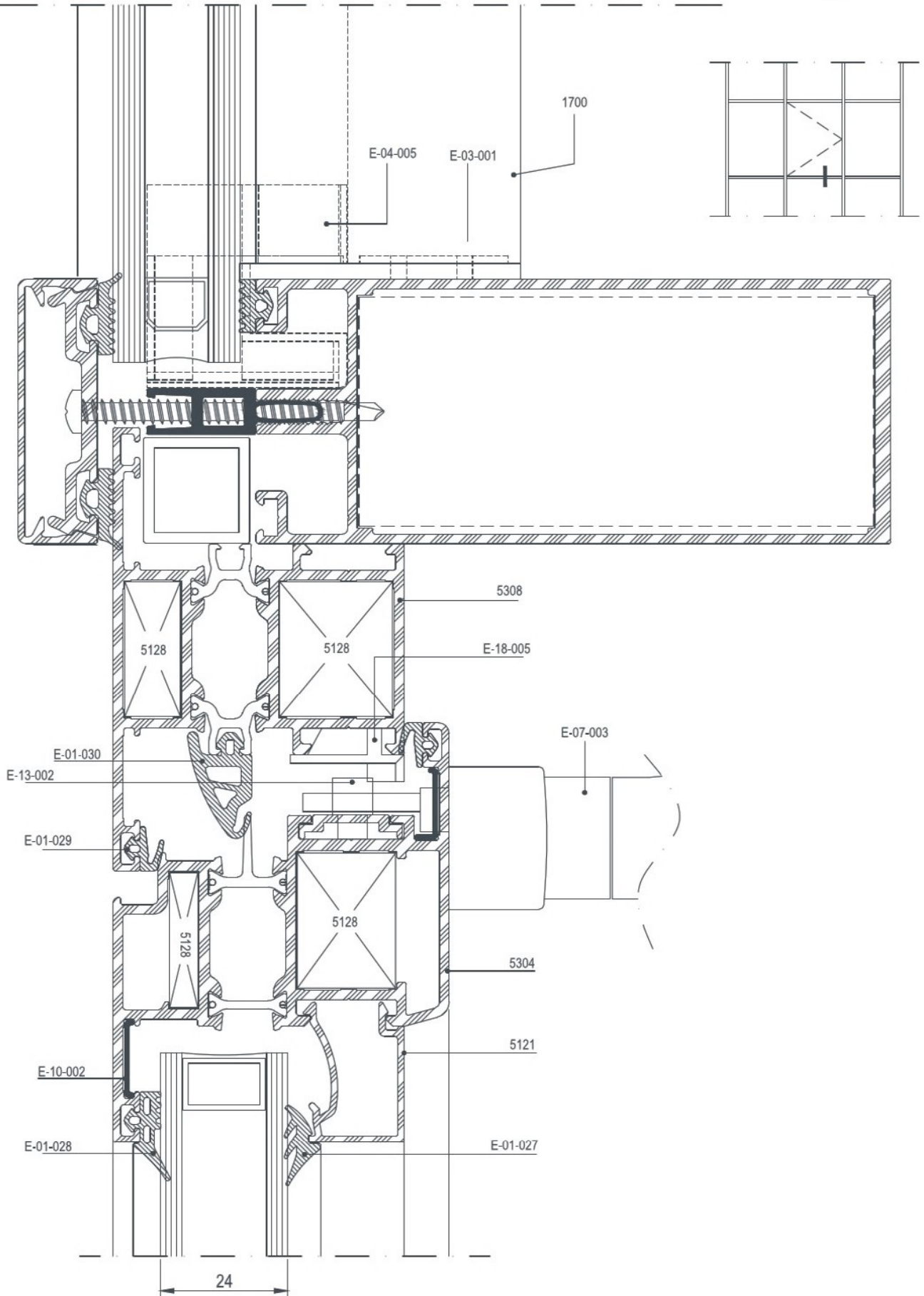












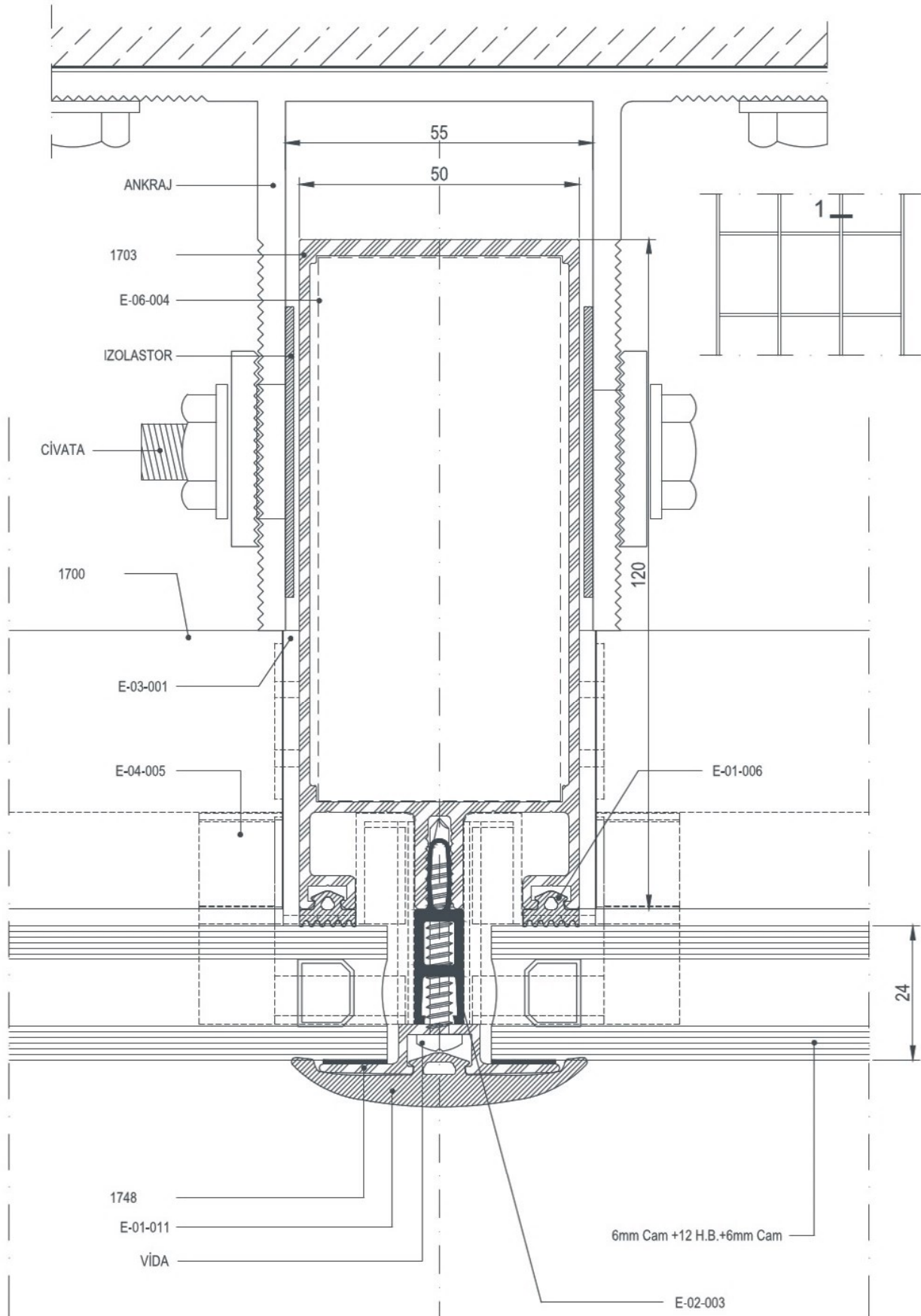


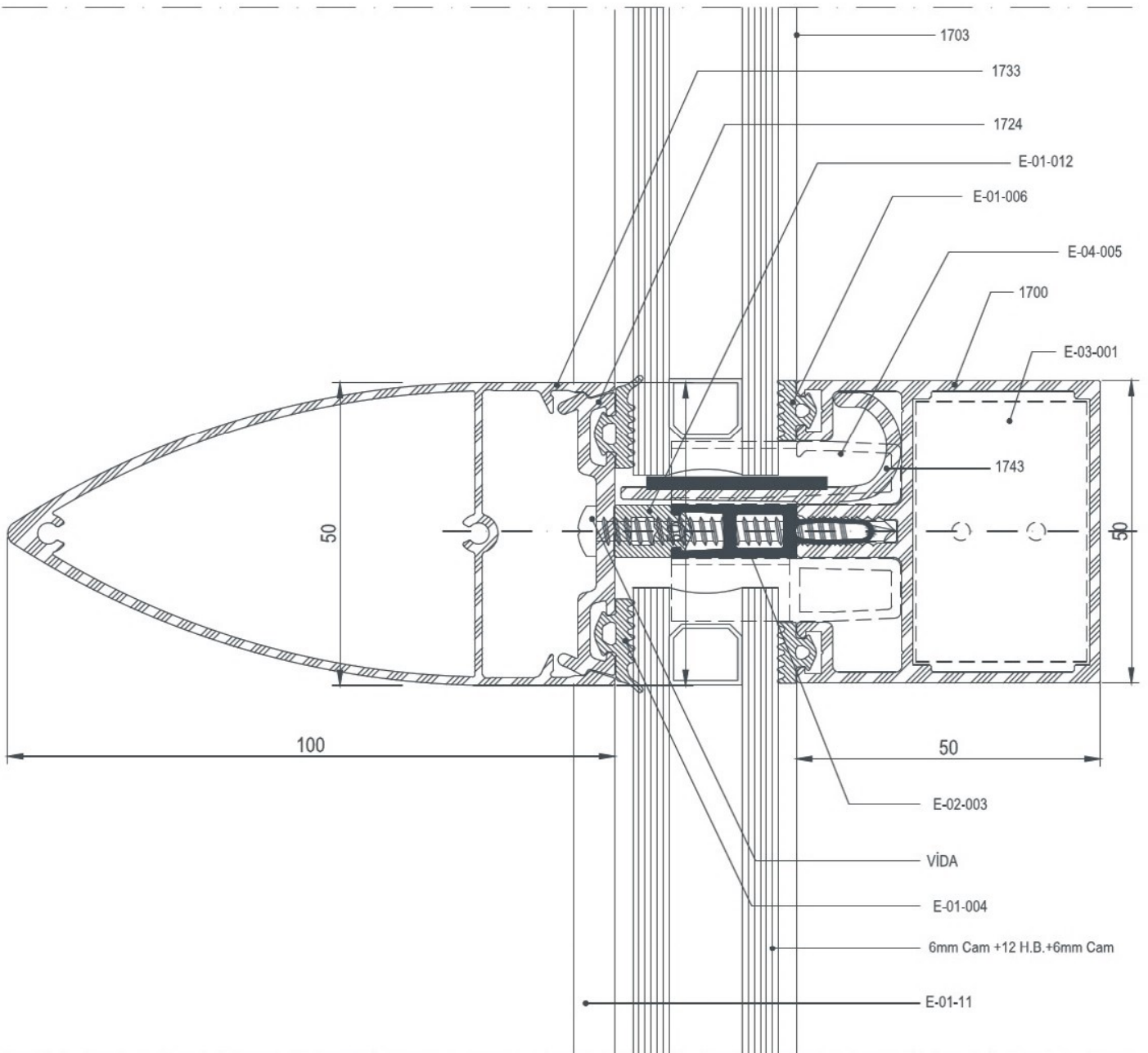
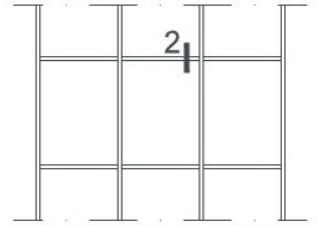
EN 50

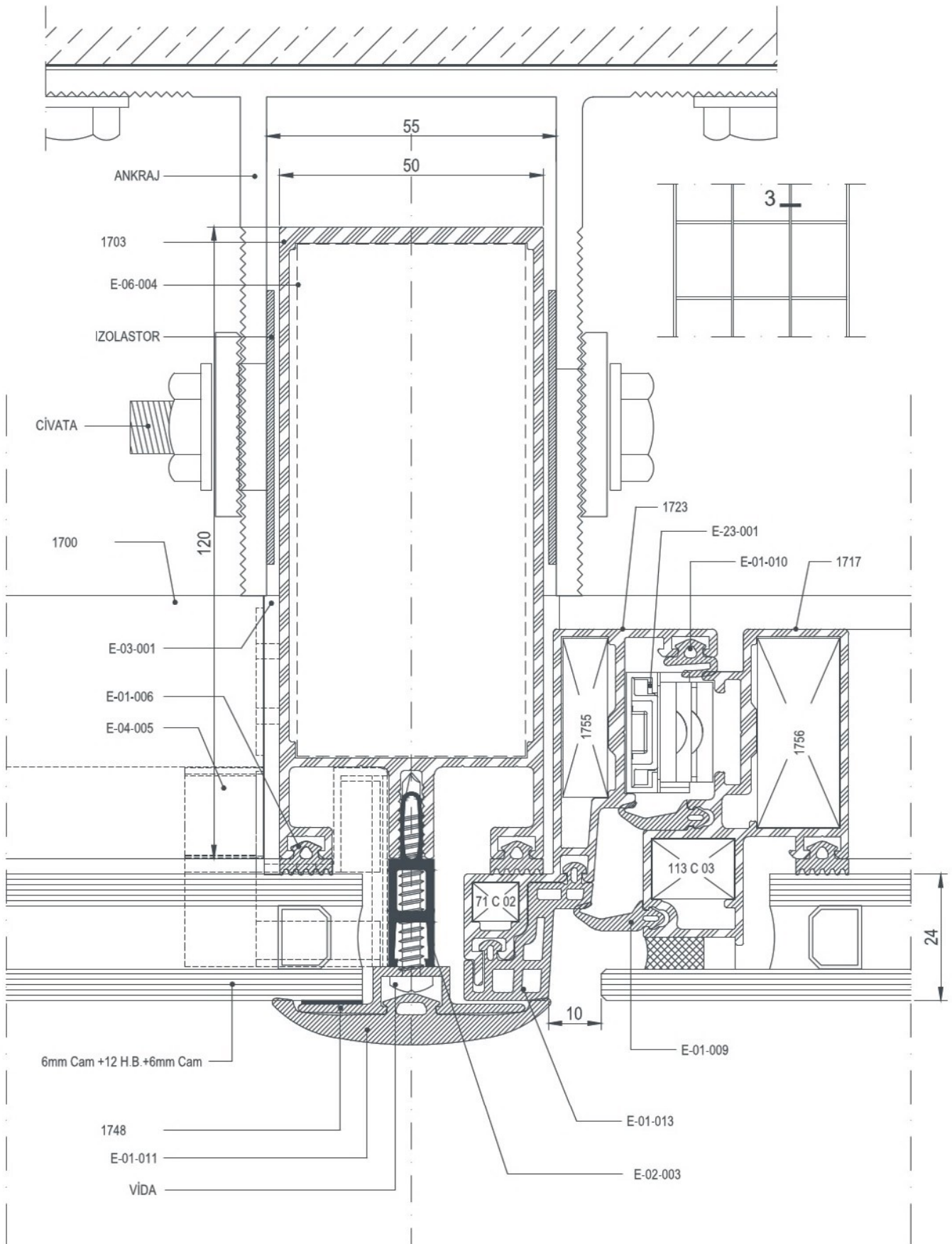
DETAYLAR

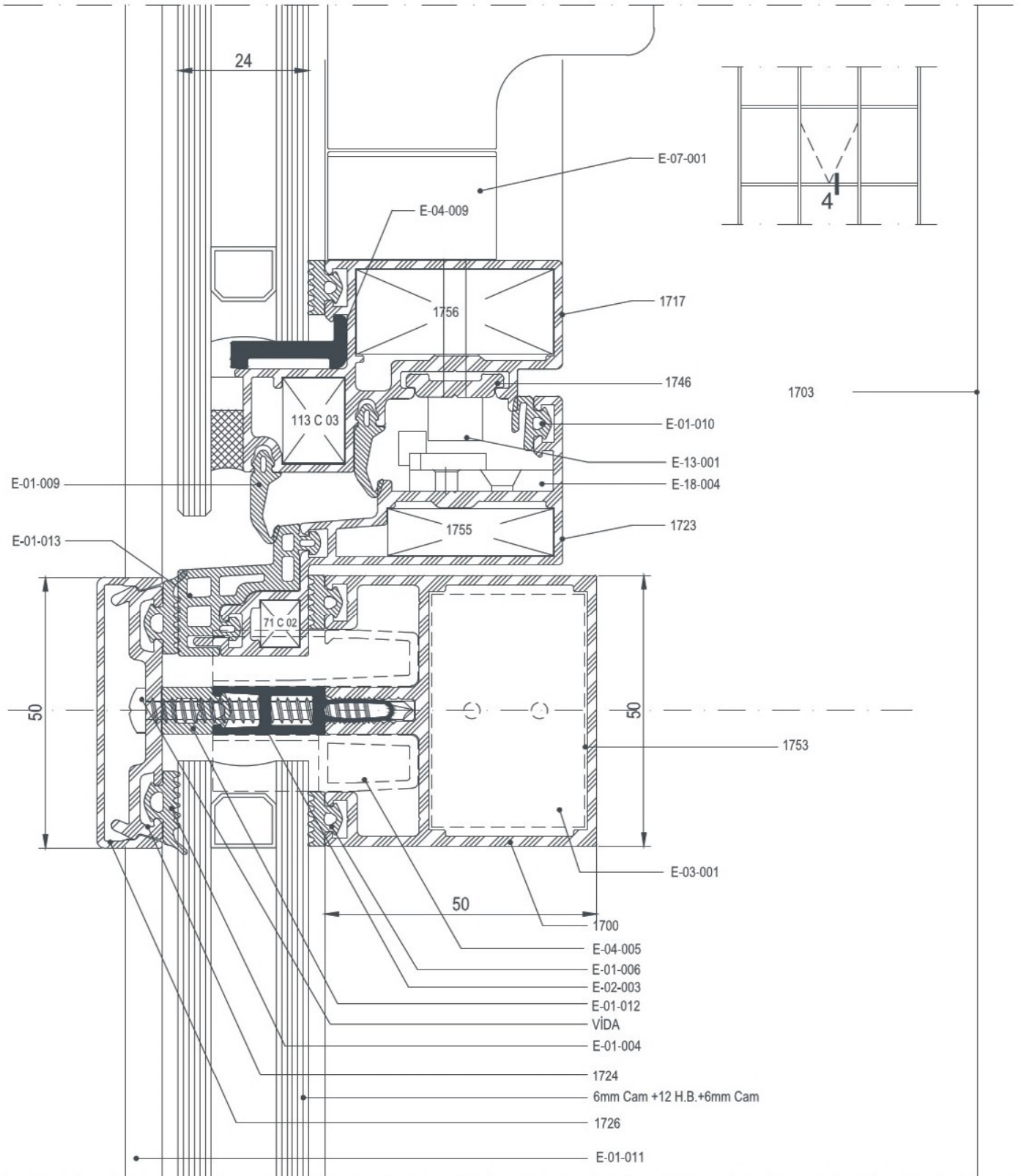
DETAILS

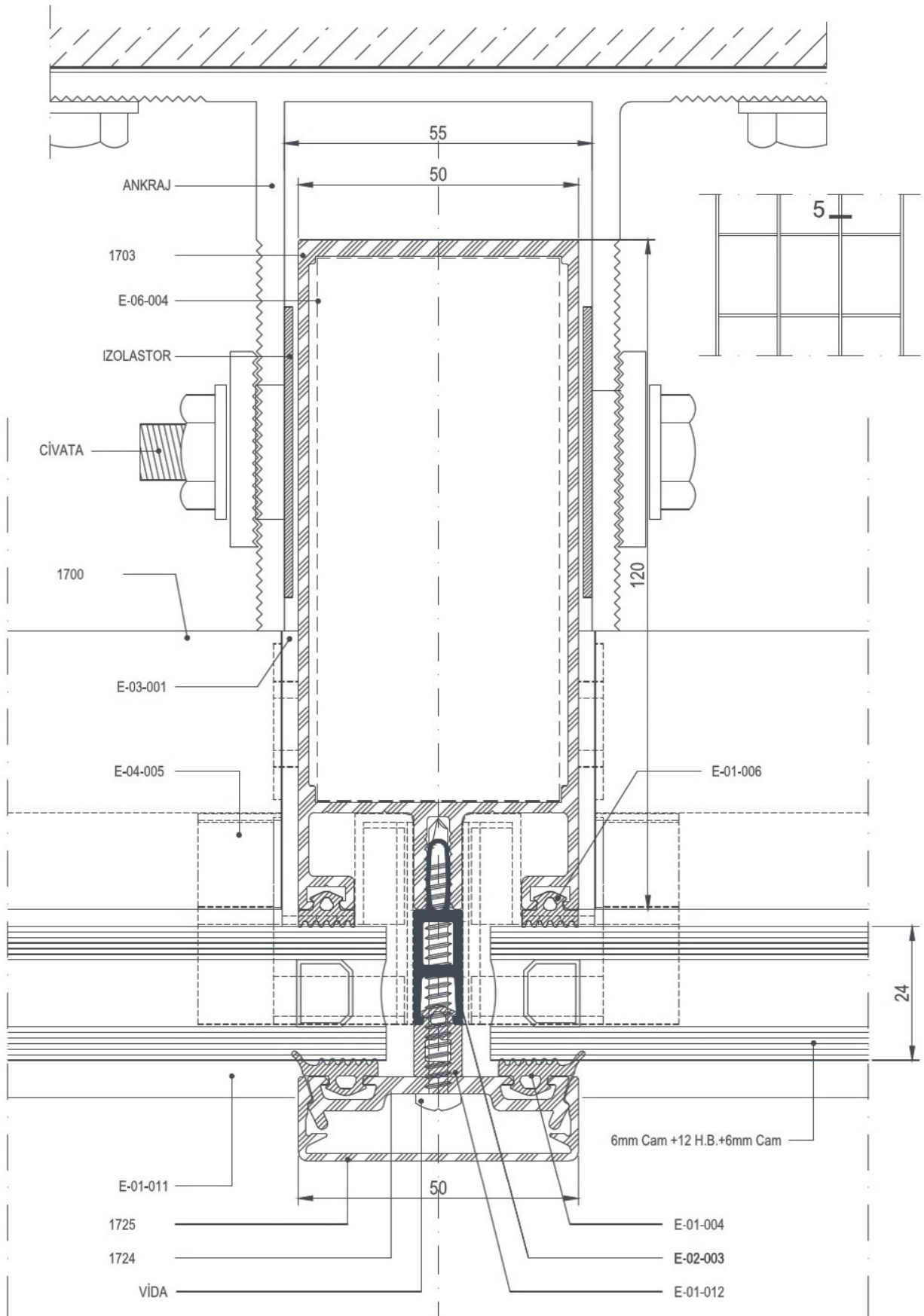
YARI KAPAKLI CEPHE DETAYLARI
SEMI COVER CAP DETAILS

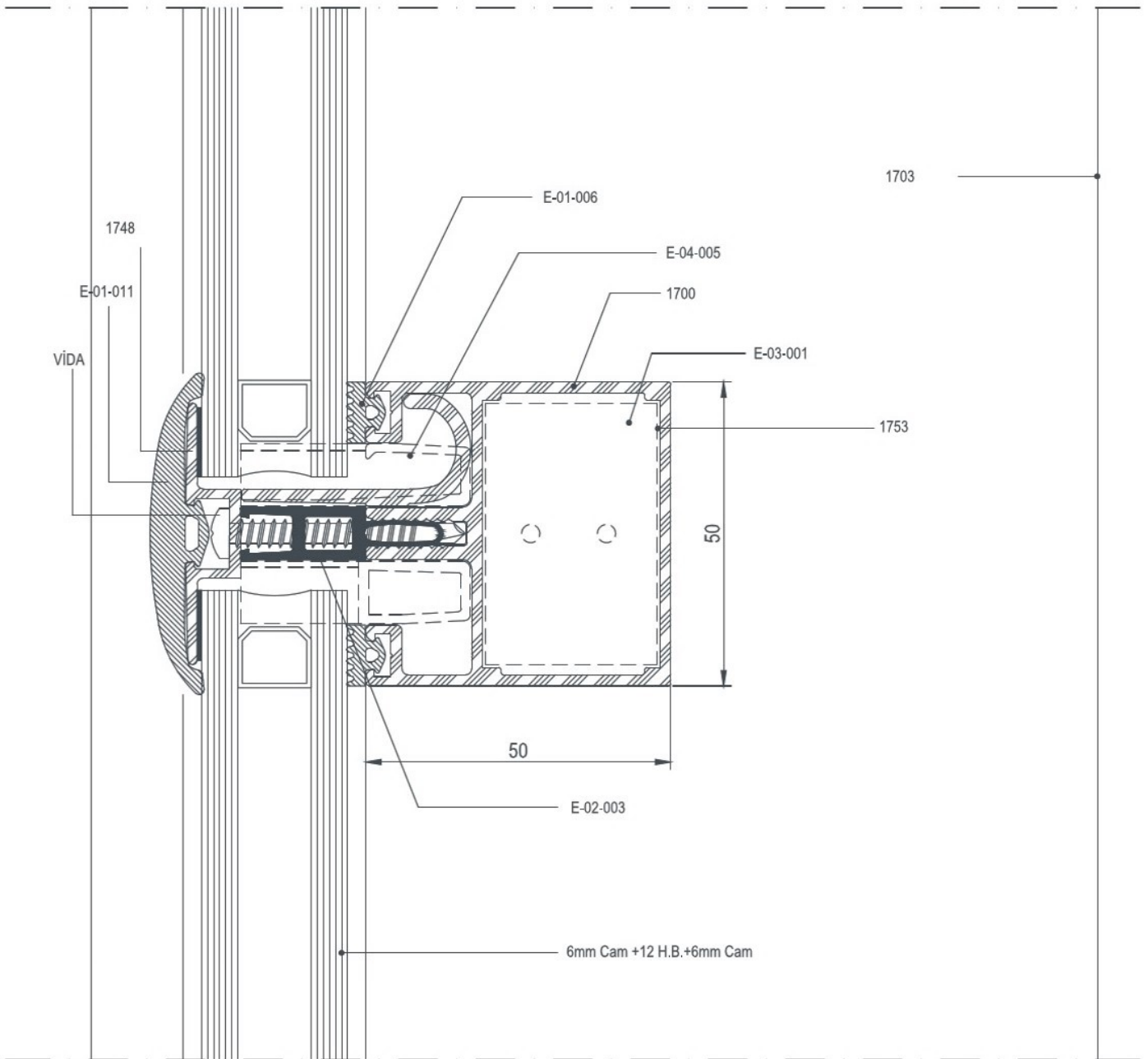
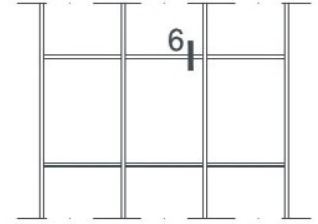












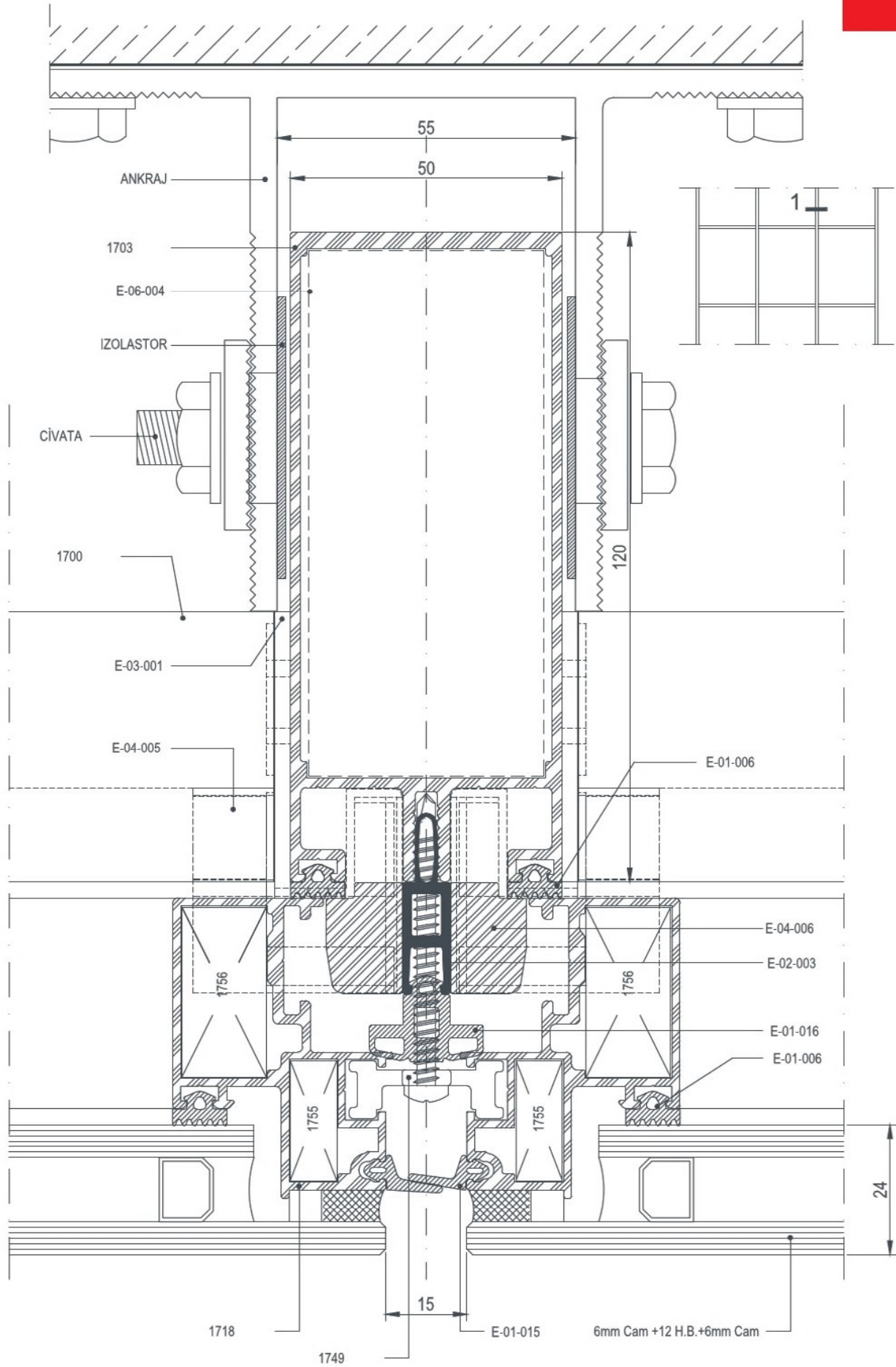


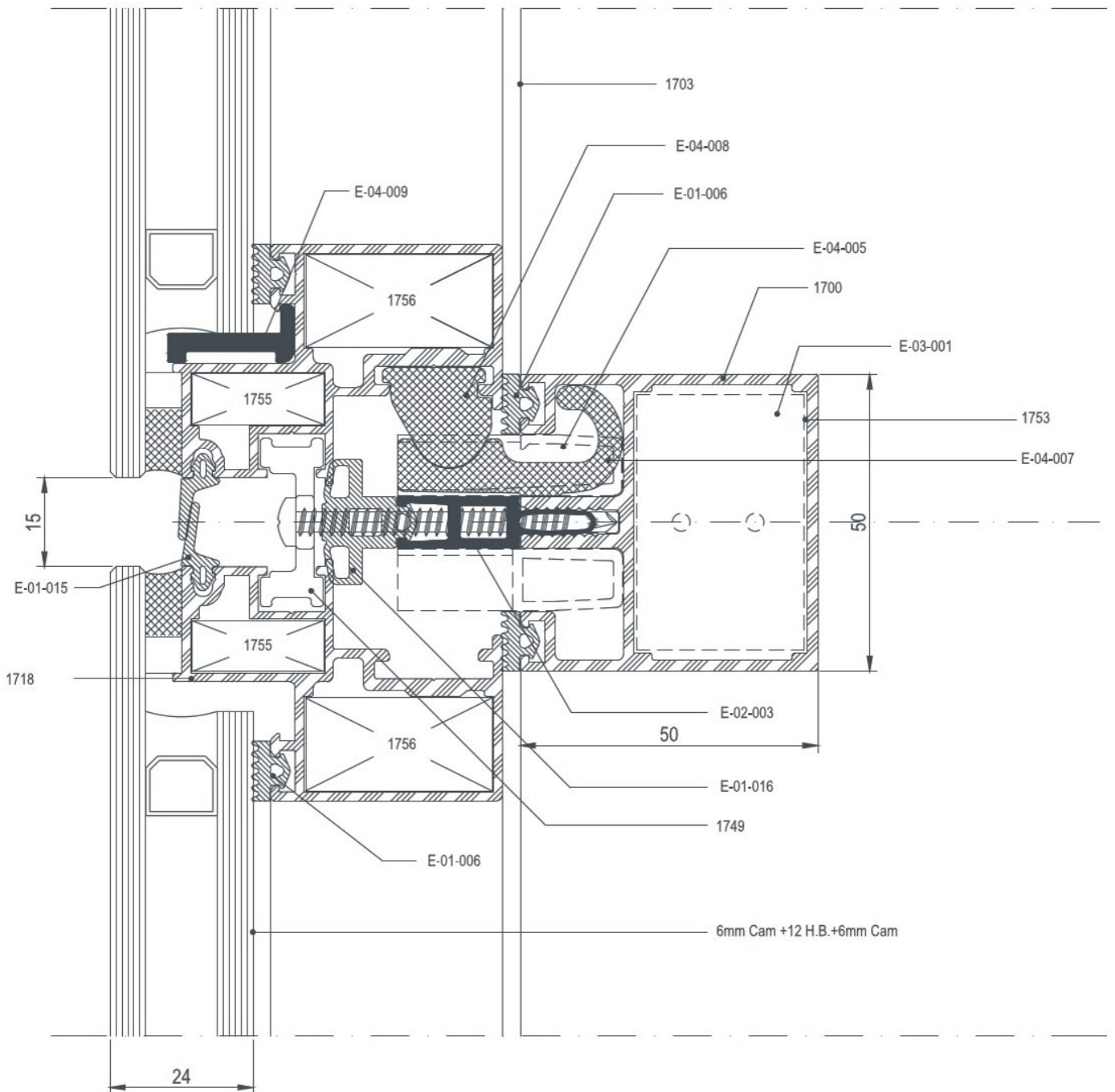
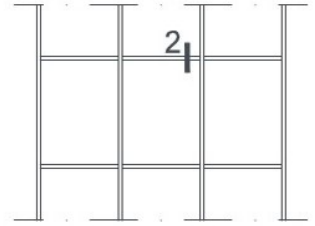
EN 50

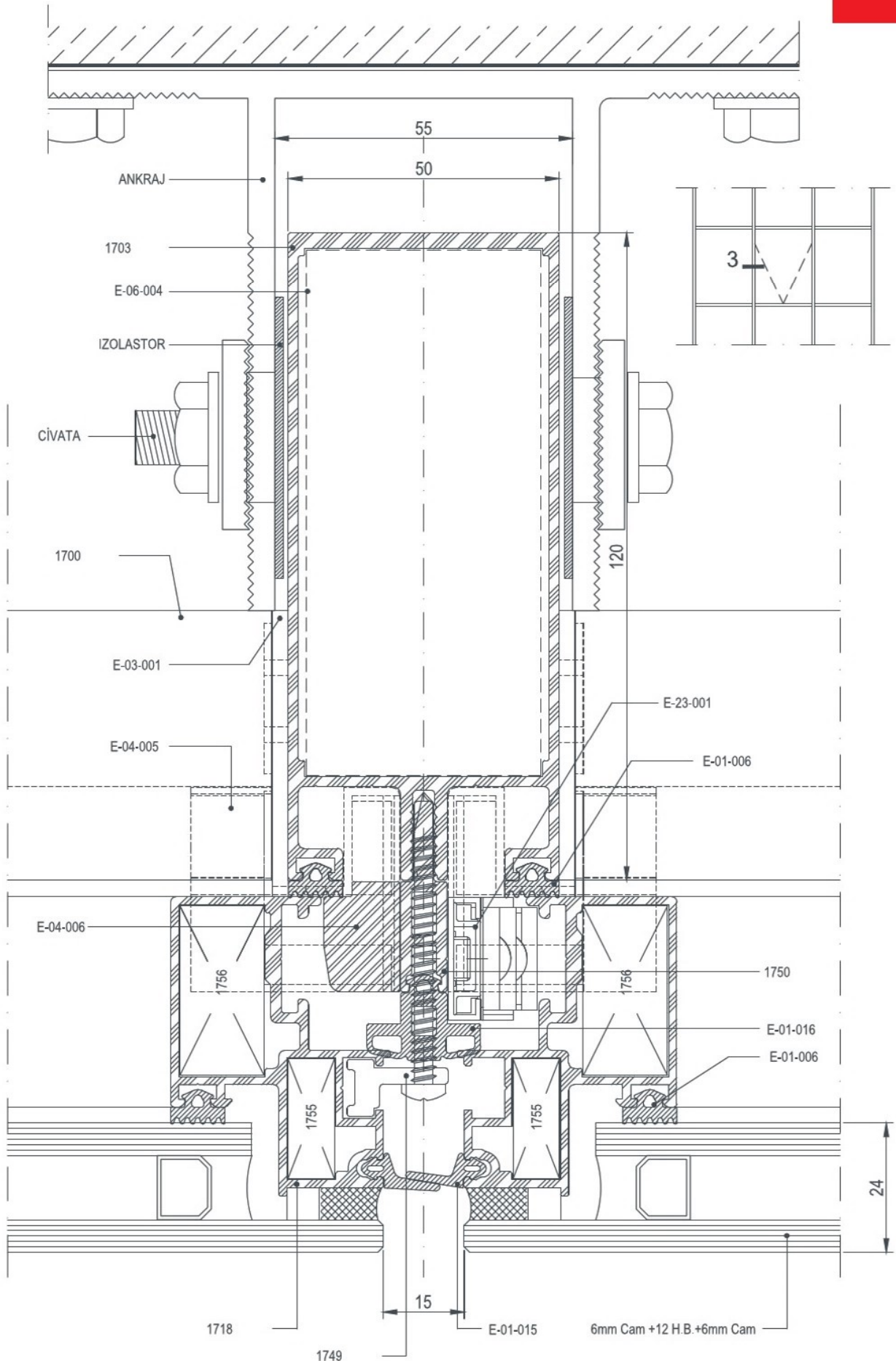
DETAYLAR

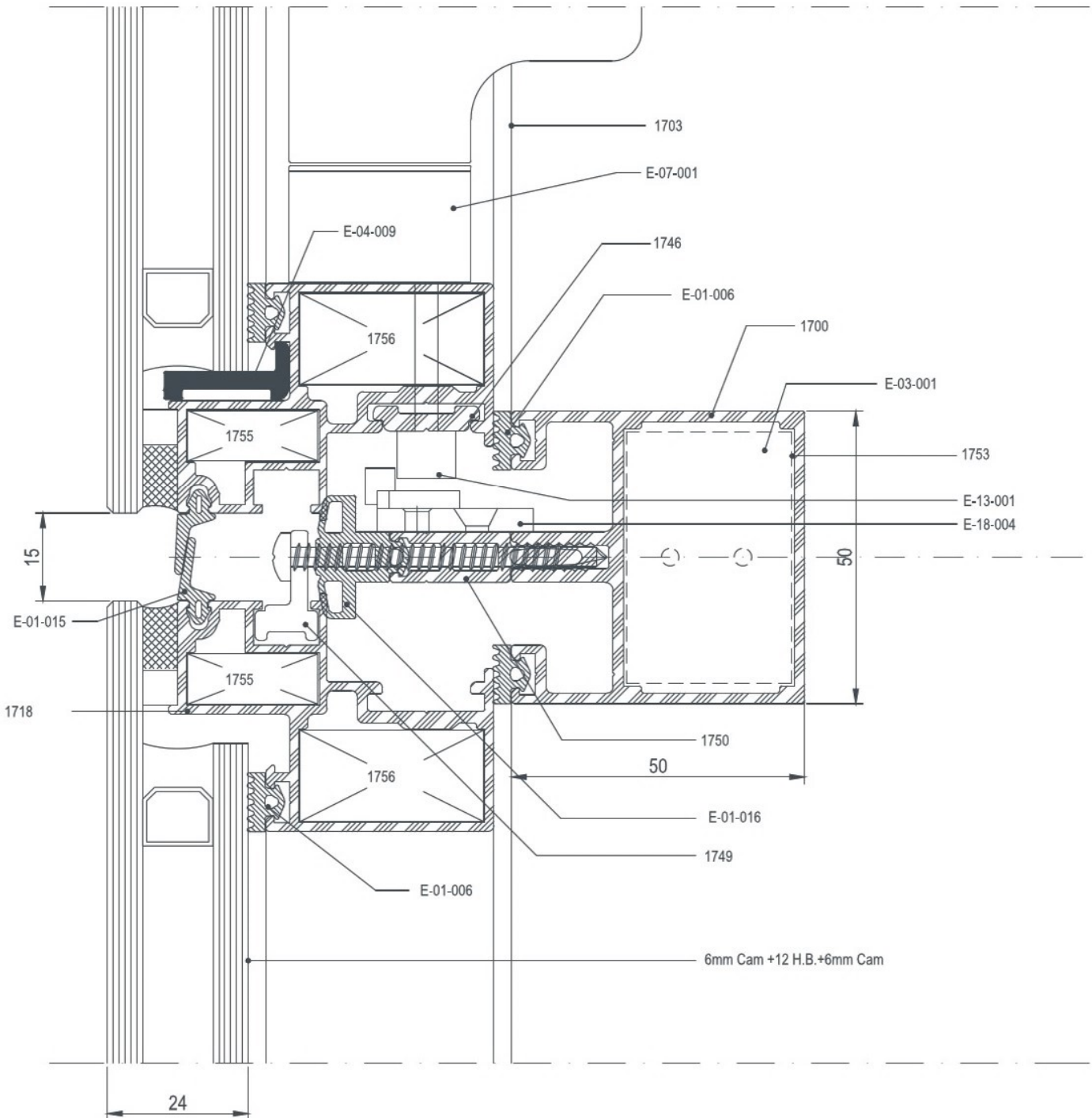
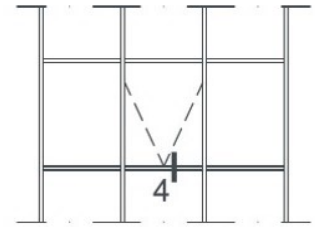
DETAILS

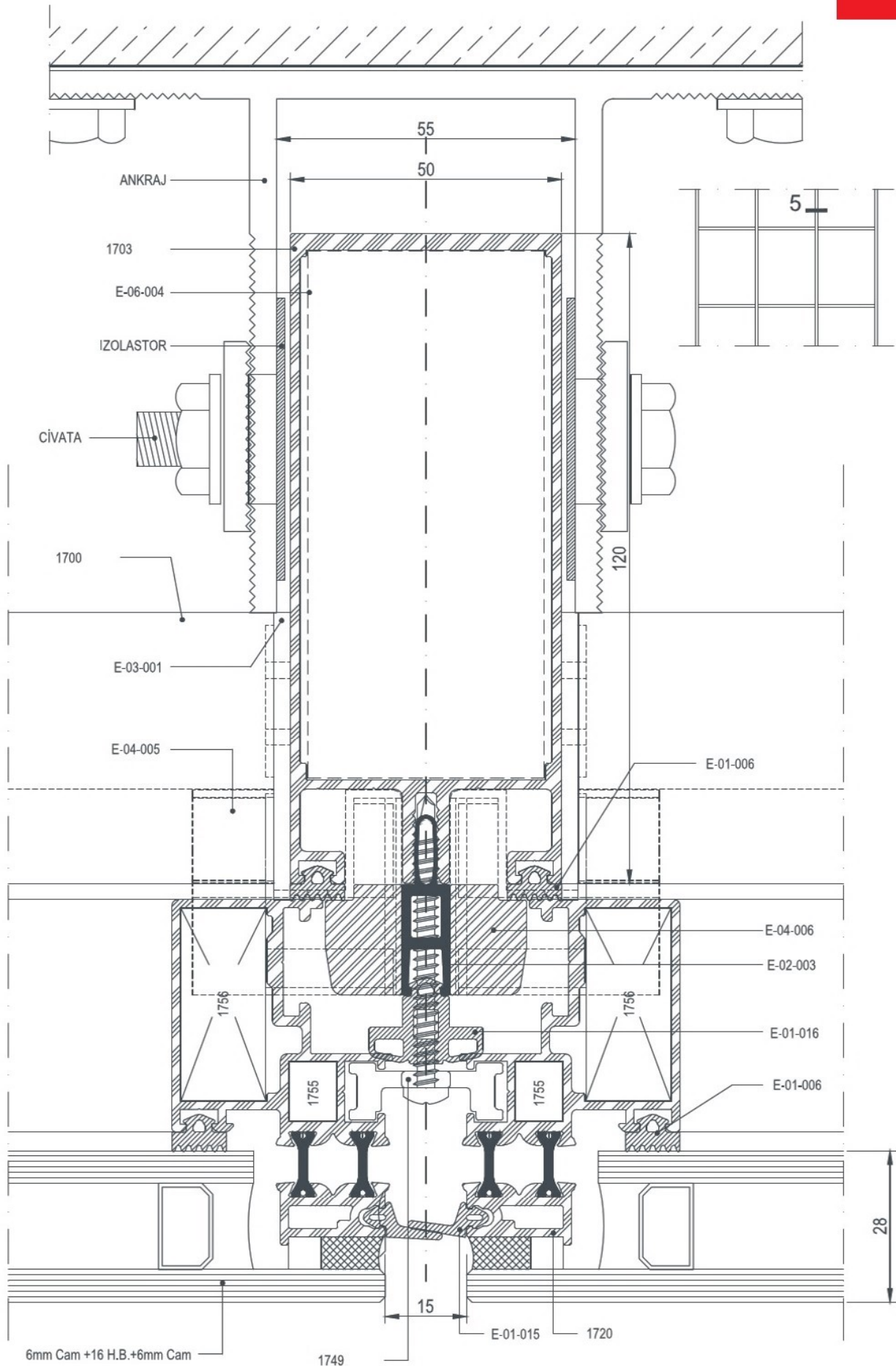
STRÜKTÜREL SİLİKON CEPHE DETAYLARI
STRUCTURAL SILICON FACADE DETAILS

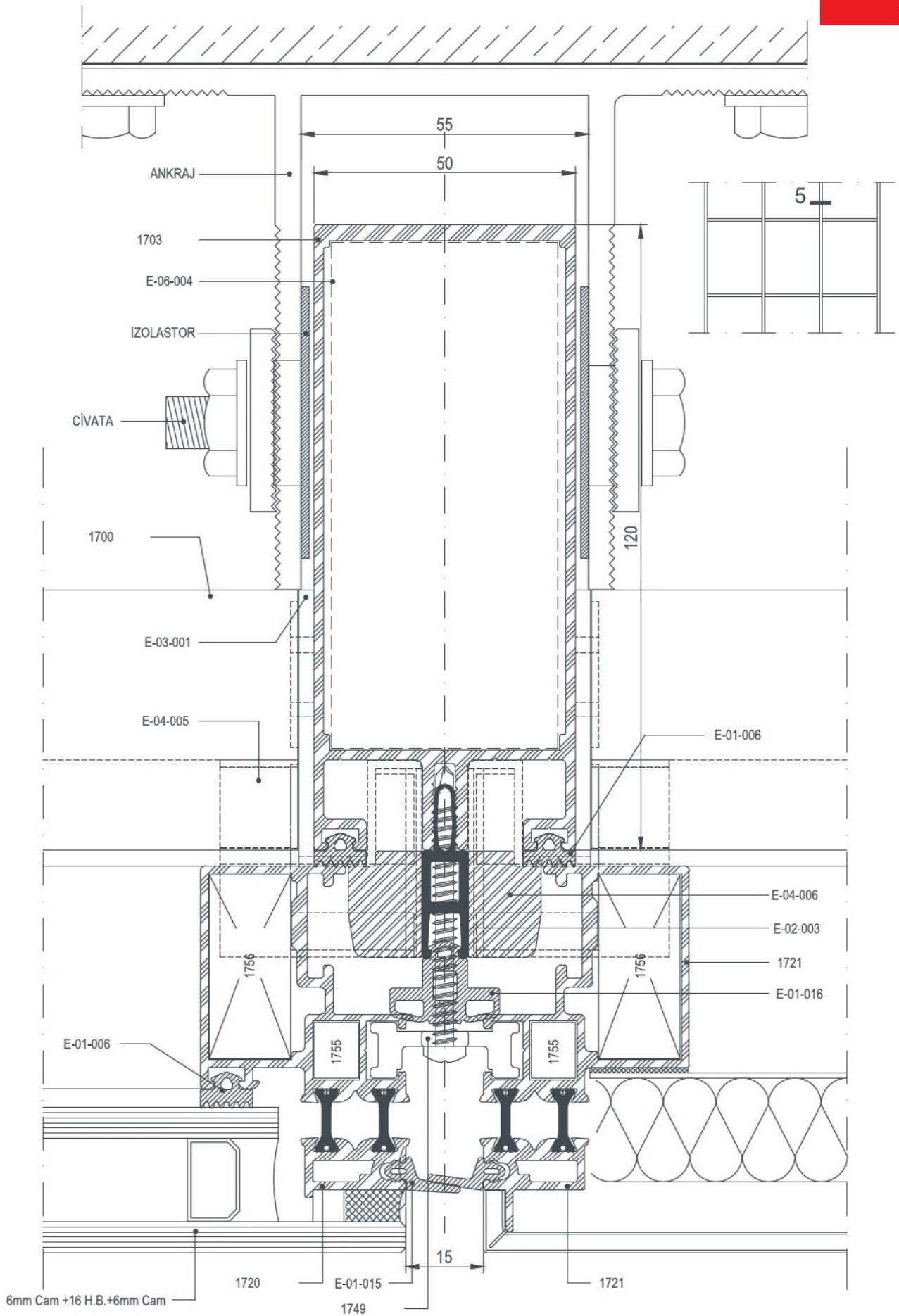












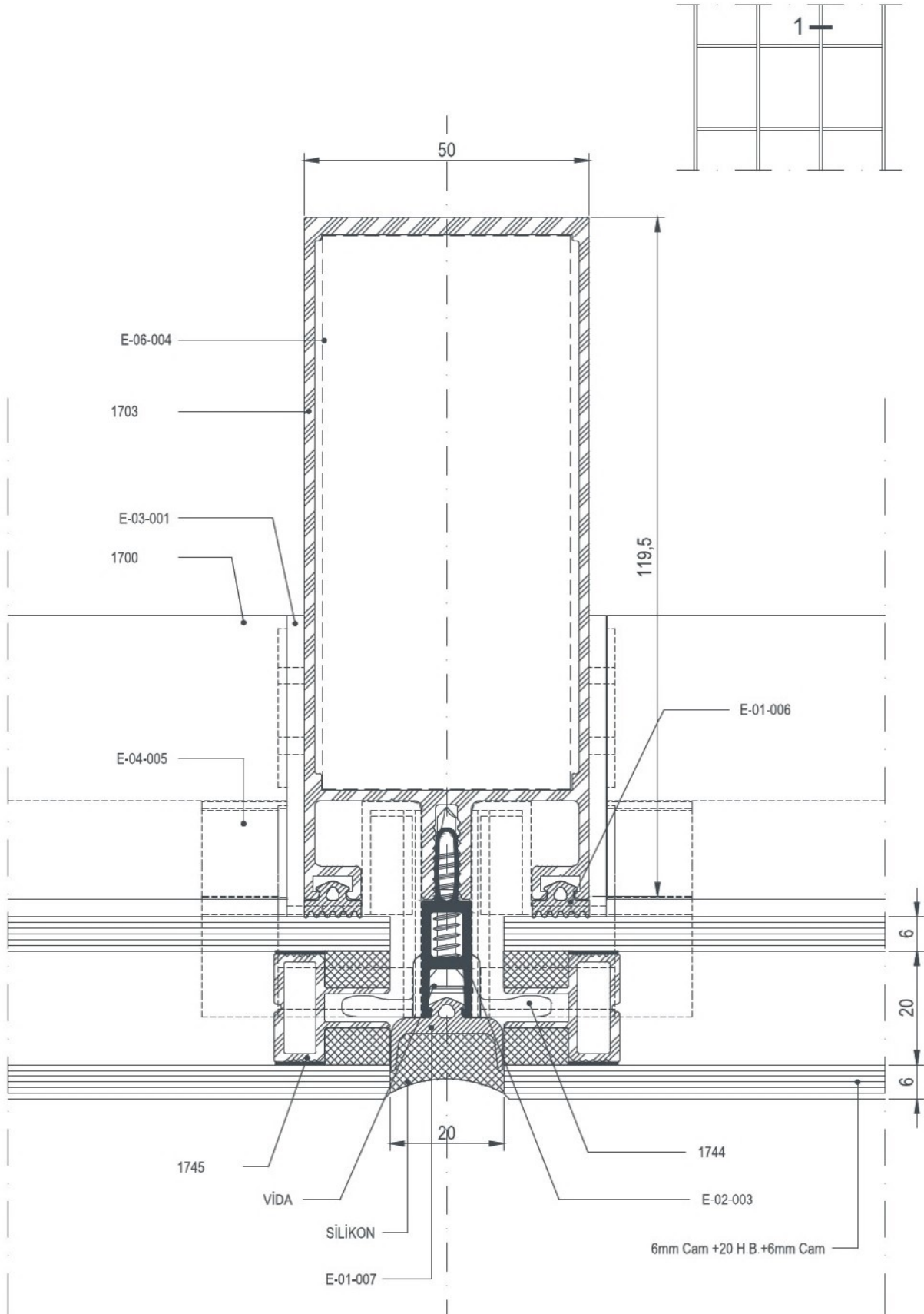


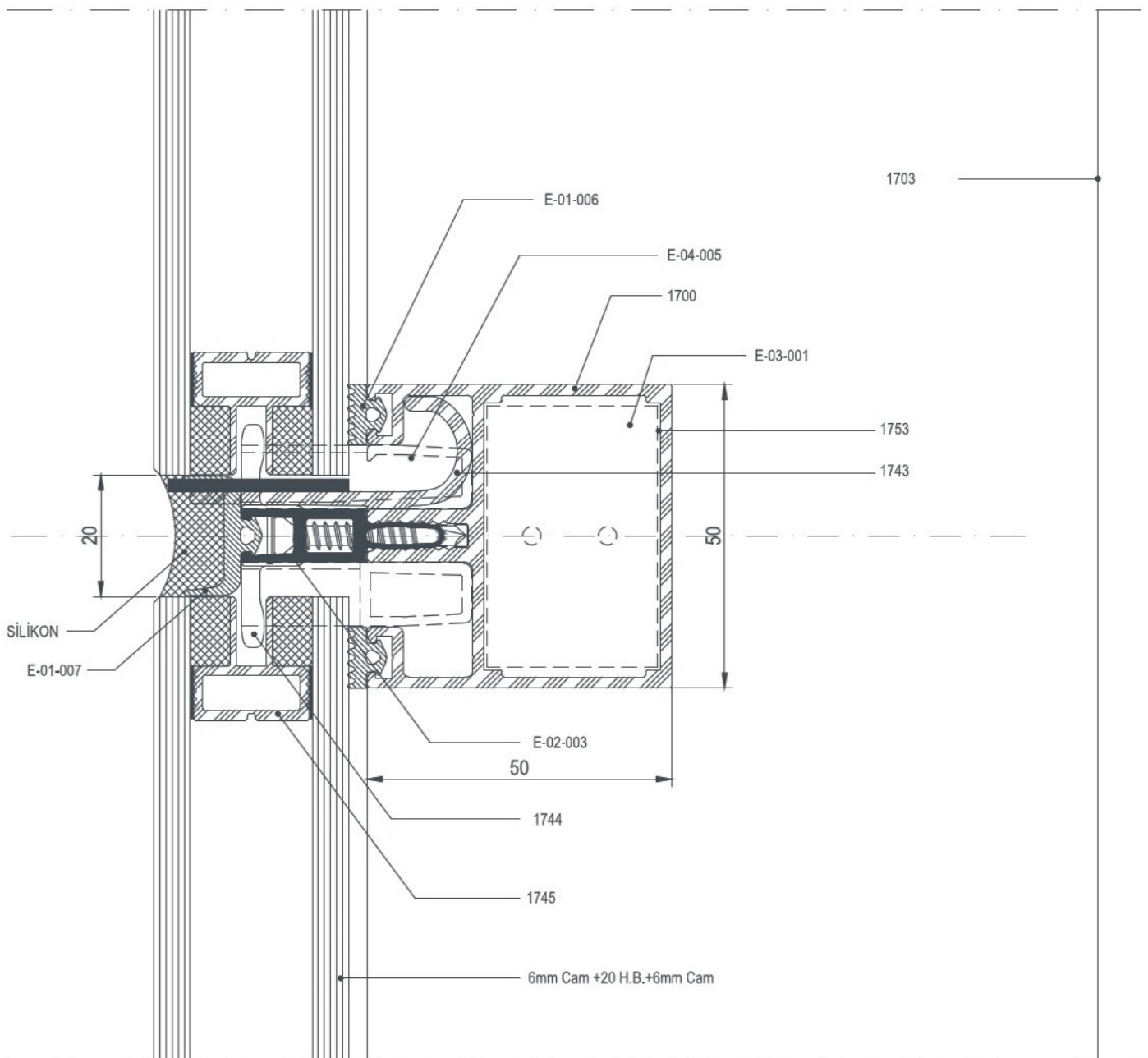
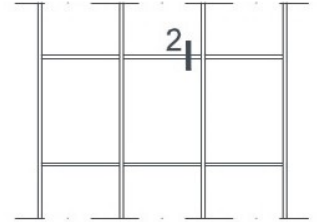
EN 50

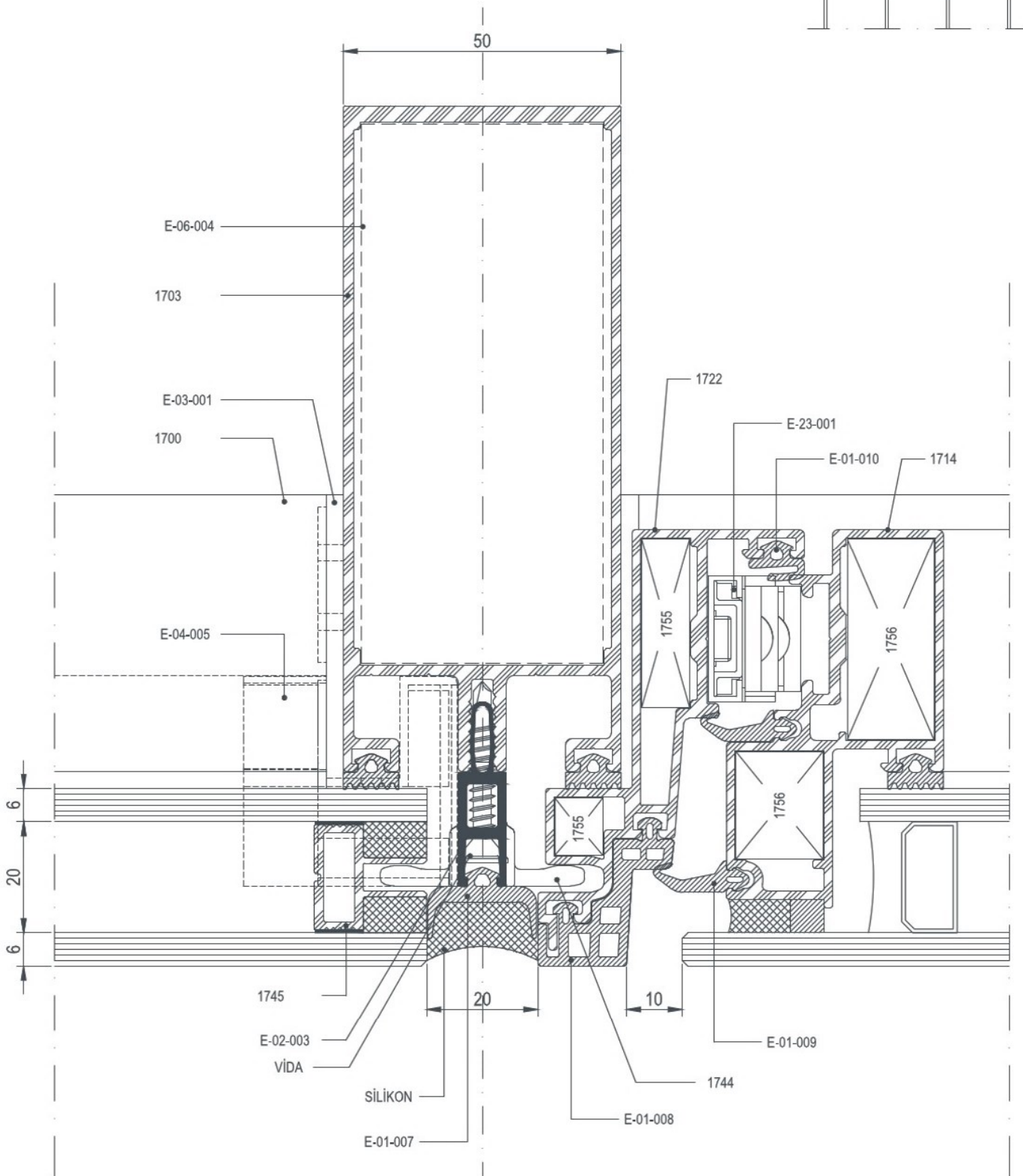
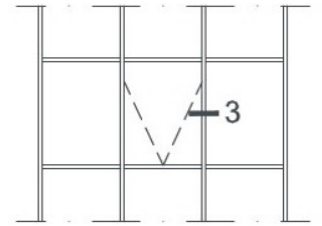
DETAYLAR

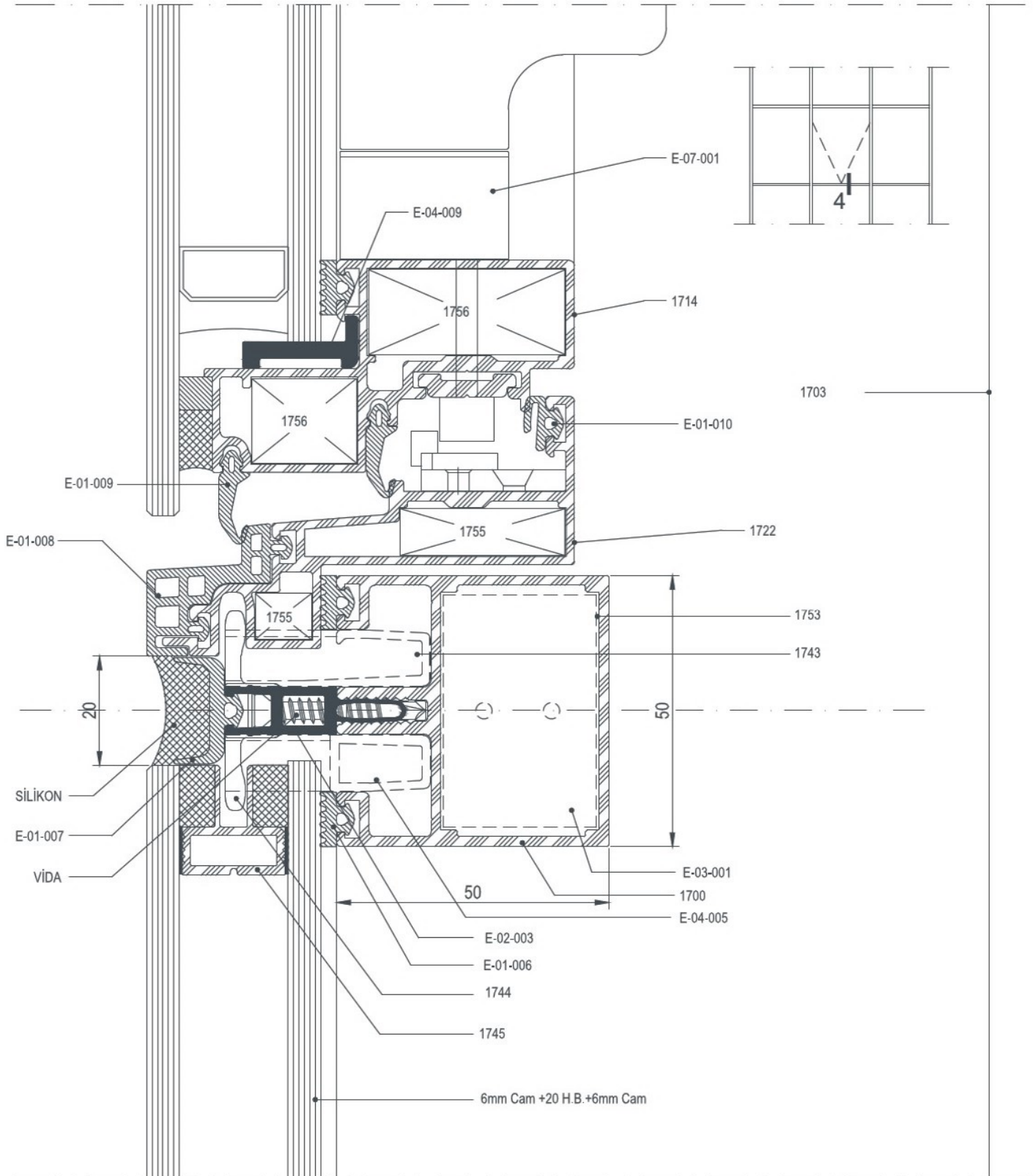
DETAILS

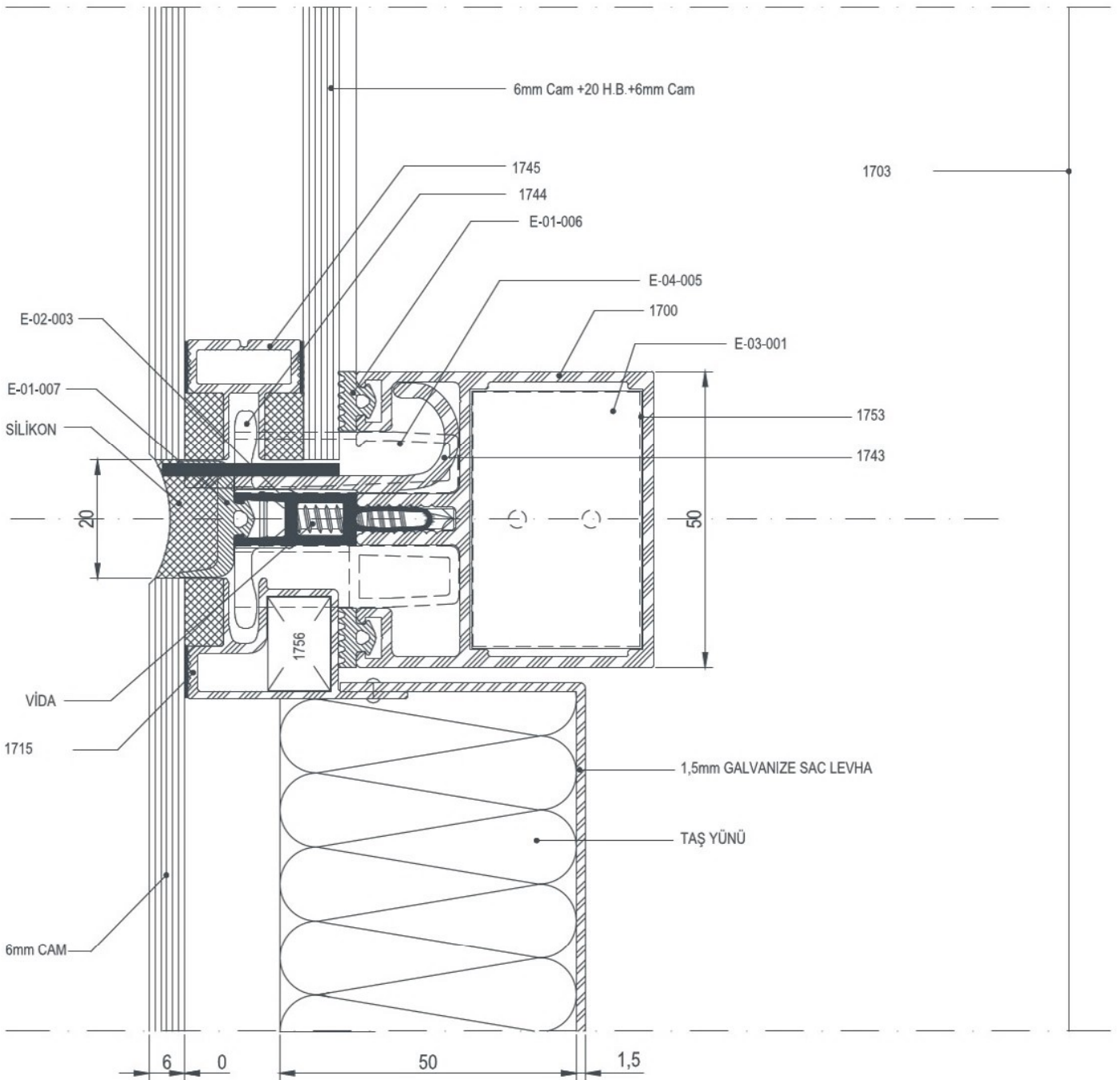
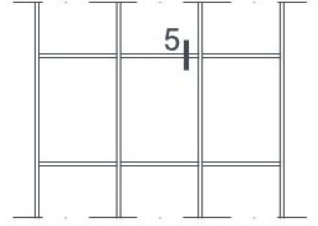
SİLİKON CEPHE DETAYLARI
SILICON FACADE DETAILS

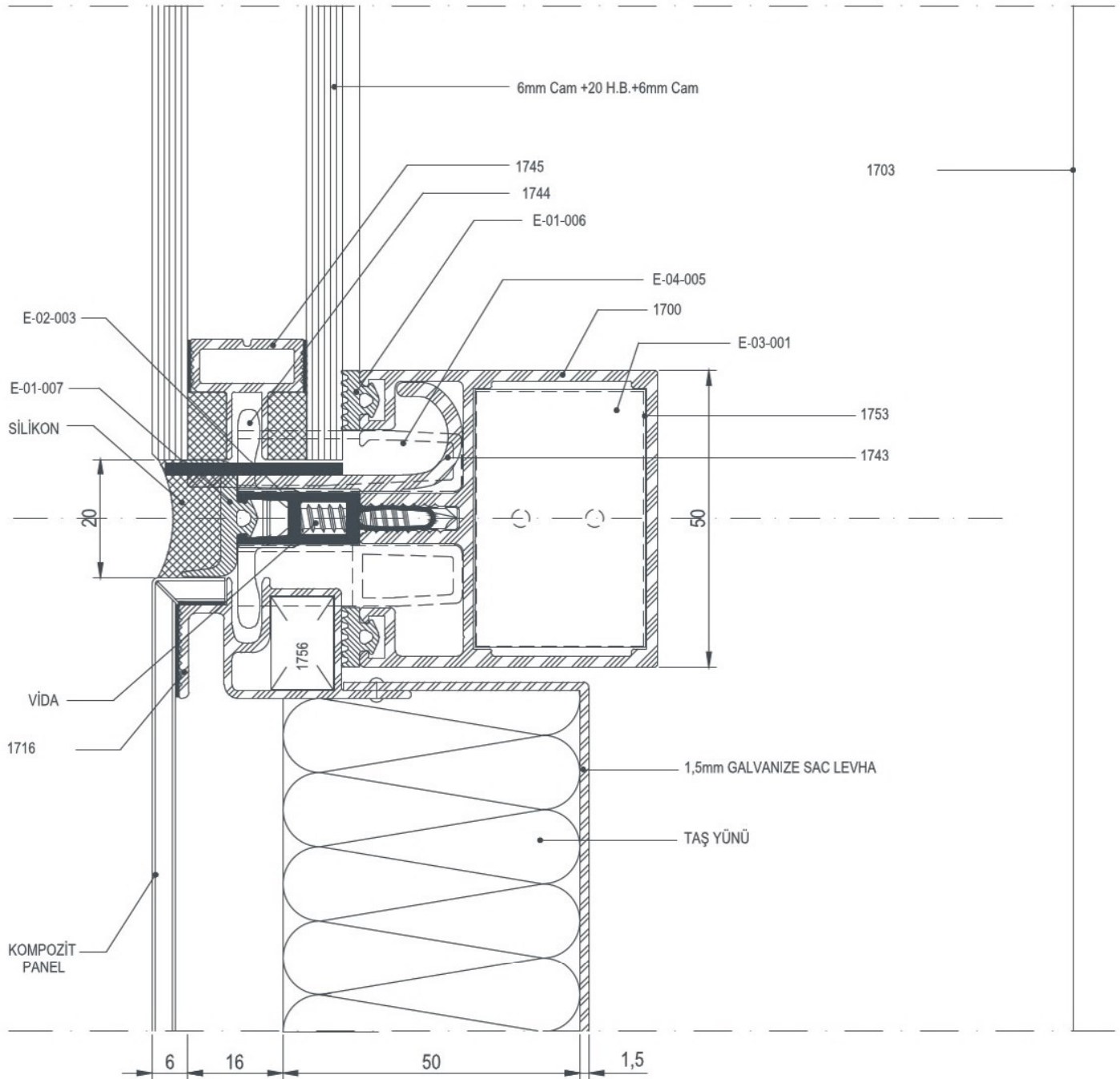
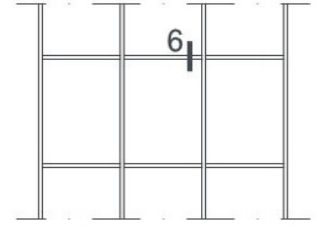


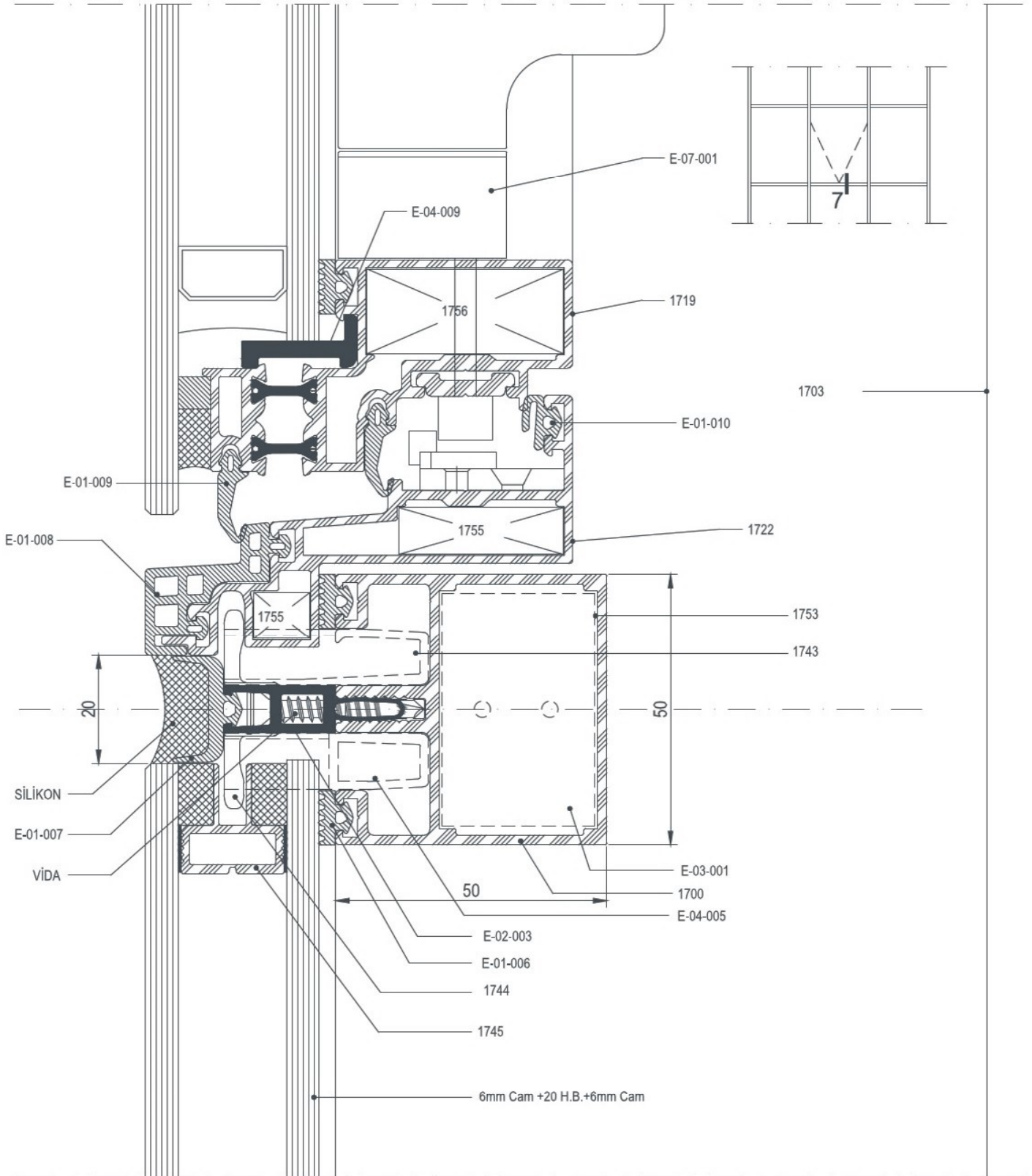












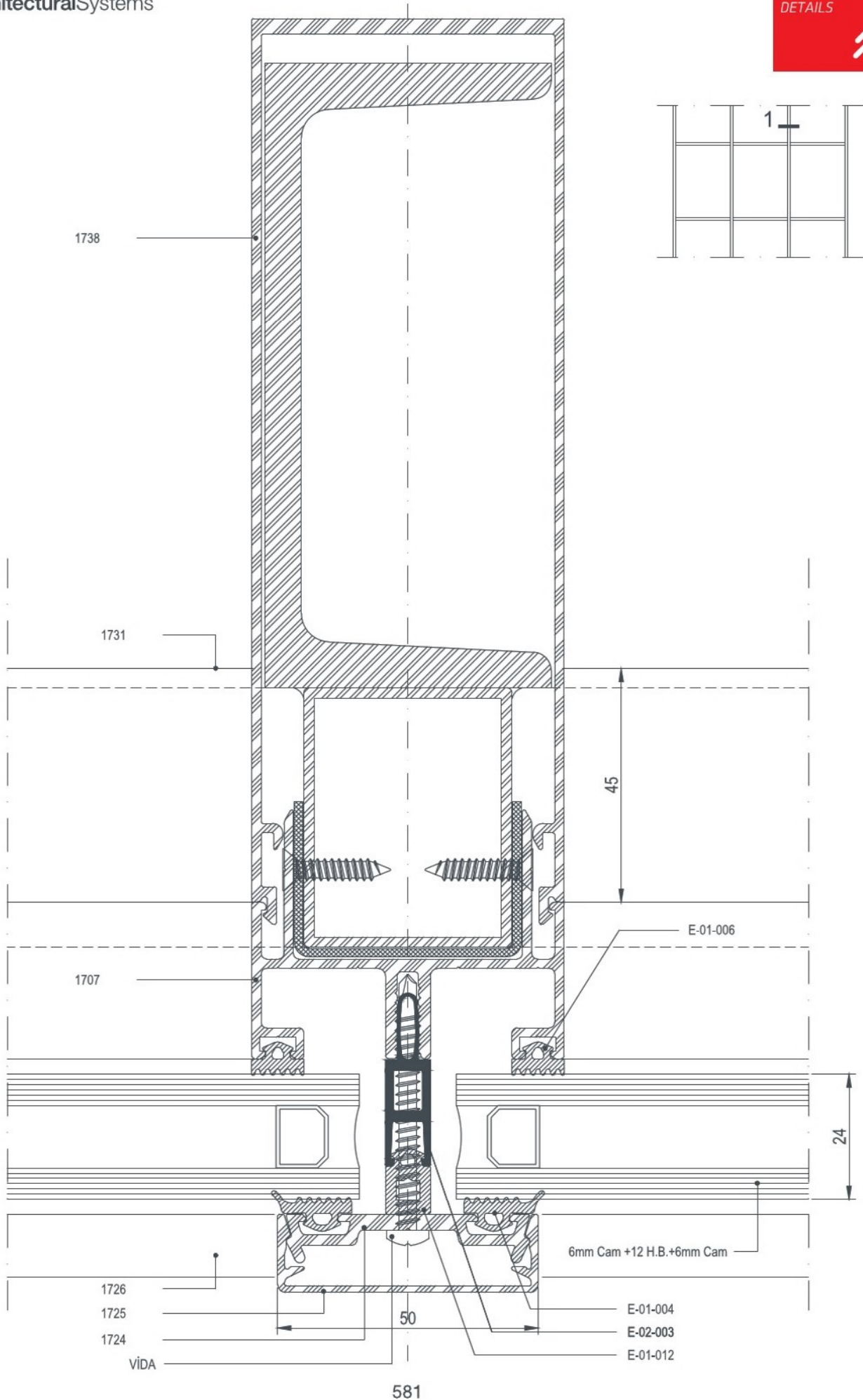


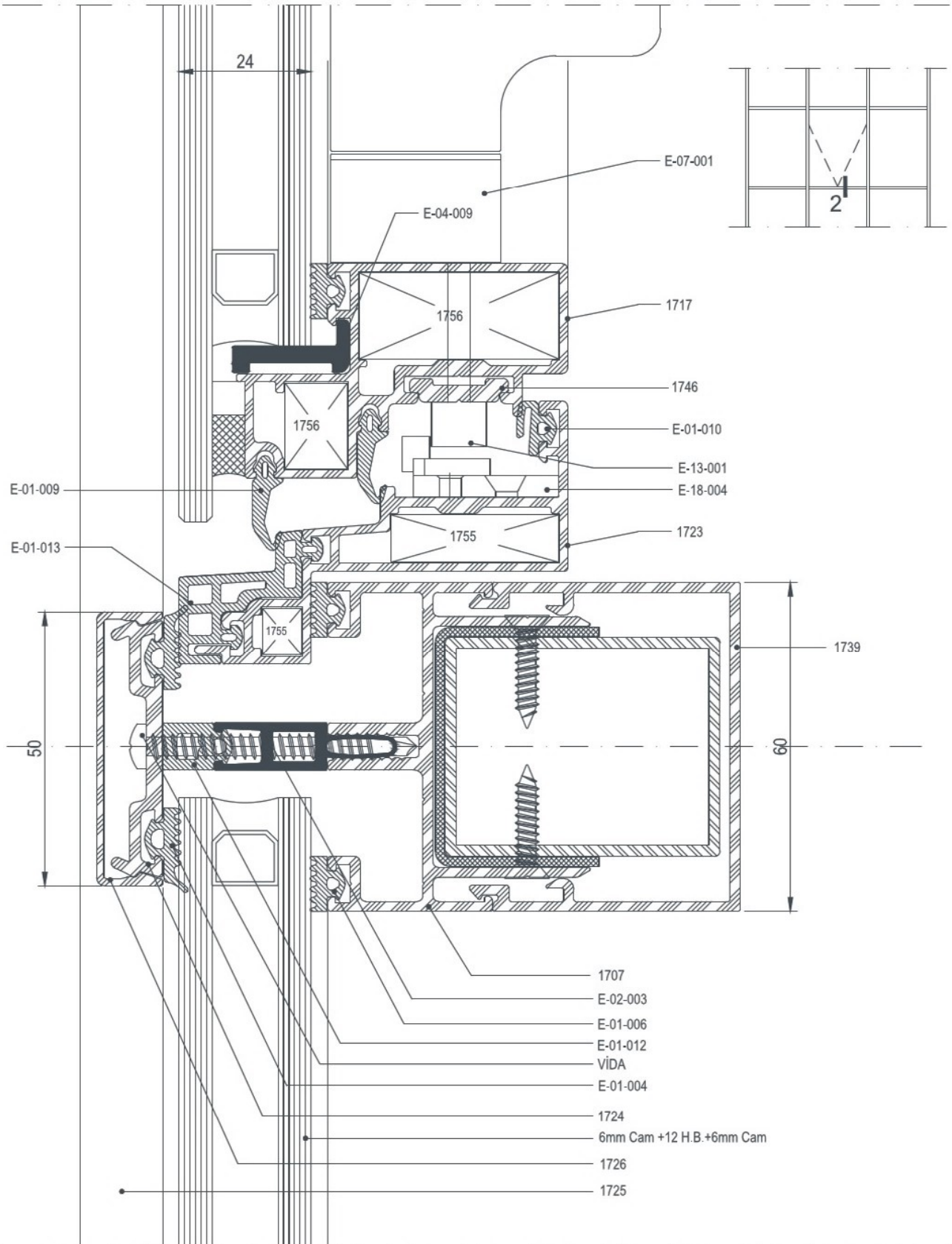
EN 50

DETAYLAR

DETAILS

ÇELİK TAKVİYELİ CEPHE DETAYLARI
STEEL REINFORCEMENT DETAILS



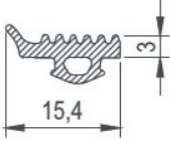

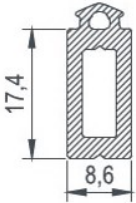
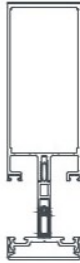
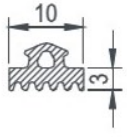

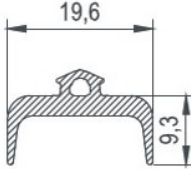

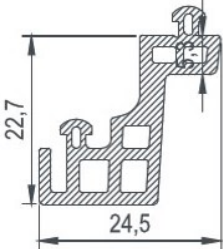

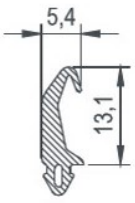
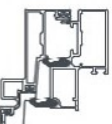




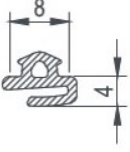
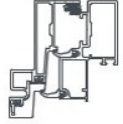
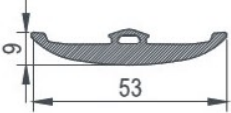
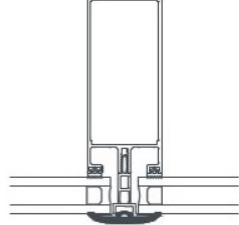
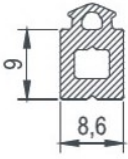
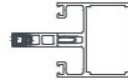
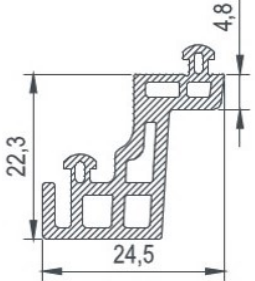

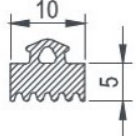

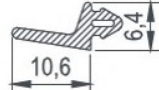

EN 50

AKSESUARLAR



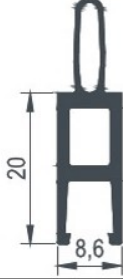

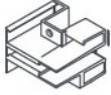
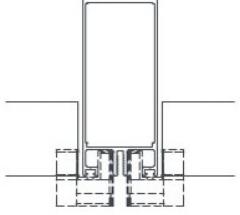

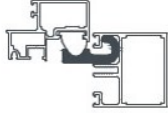

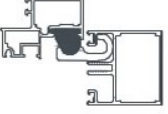
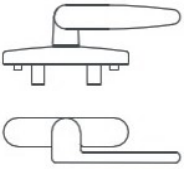
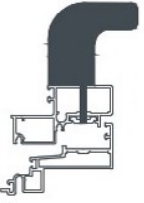
ACCESSORIES

	<p>E-01-004 3mm dış cam fitili 3mm gasket 65 gr/mt</p>	
	<p>E-01-005 Orta baskı fitili central gasket 143 gr/mt</p>	
	<p>E-01-006 3mm iç cam fitili 3mm gasket 47 gr/mt</p>	
	<p>E-01-007 Derz fitili Gap gasket 100 gr/mt</p>	
	<p>E-01-008 Gizli kanat kasa fitili Seal gasket 315 gr/mt</p>	
	<p>E-01-009 Orta bini fitili Central gasket 60 gr/mt</p>	



	<p>E-01-010 Gizli kanat fitili Seal gasket 43 gr/mt</p>	
	<p>E-01-011 Baskı Fitolu Pressure Gasket 247 gr/mt</p>	
	<p>E-01-012 Orta baskı fitili central gasket 95 gr/mt</p>	
	<p>E-01-013 Gizli kanat kasa fitili Seal gasket 328 gr/mt</p>	
	<p>E-01-014 5mm iç cam fitili 5mm gasket 71 gr/mt</p>	
	<p>E-01-015 Tırnak Fitolu Sealing Joint Gasket 43 gr/mt</p>	



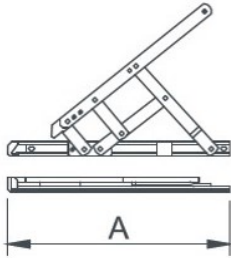
	<p>E-01-016 Orta Baskı Fiteli Central Gasket 175 gr/mt</p>	
	<p>E-02-003 PVC profil PVC profile</p>	
	<p>E-04-005 PVC su tahliye parçası PVC water discharge P.</p>	
	<p>E-04-007 Kaset Seviye alt takozu Vent Support Part</p>	
	<p>E-04-008 Kaset Seviye üst takozu Vent Support Part</p>	
	<p>E-07-001 Cephe Kolu Handle</p>	



E-23-001

DIŞA AÇILIM MAKAS
TOP-HUNG WINDOW

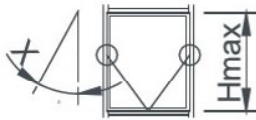
A= 16° (410 mm)
Hmax= 1200 mm Wmax=1200 mm
82 Kg 25°-30°



E-23-002

DIŞA AÇILIM MAKAS
TOP-HUNG WINDOW

A= 18° (460 mm)
Hmax= 1400 mm Wmax=1500 mm
100 Kg 25°-30°



E-23-003

DIŞA AÇILIM MAKAS
TOP-HUNG WINDOW

A= 22° (560 mm)
Hmax= 1800 mm Wmax=1800 mm
110 Kg 20°-25°



E-23-004

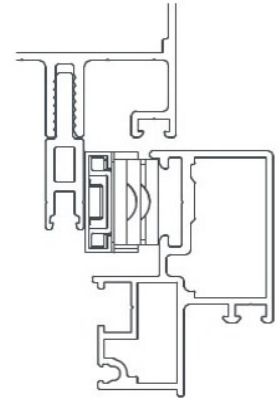
DIŞA AÇILIM MAKAS
TOP-HUNG WINDOW


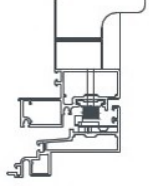

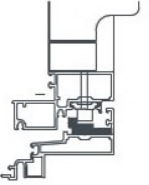
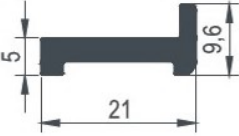
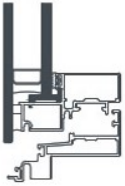


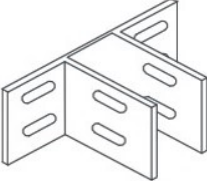
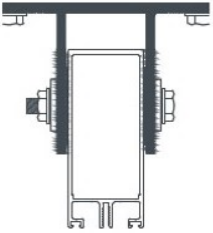

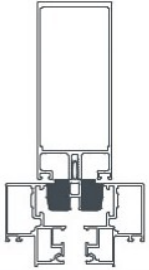
A= 28° (710 mm)
Hmax= 2000 mm Wmax=2000 mm
130 Kg 15°-20°

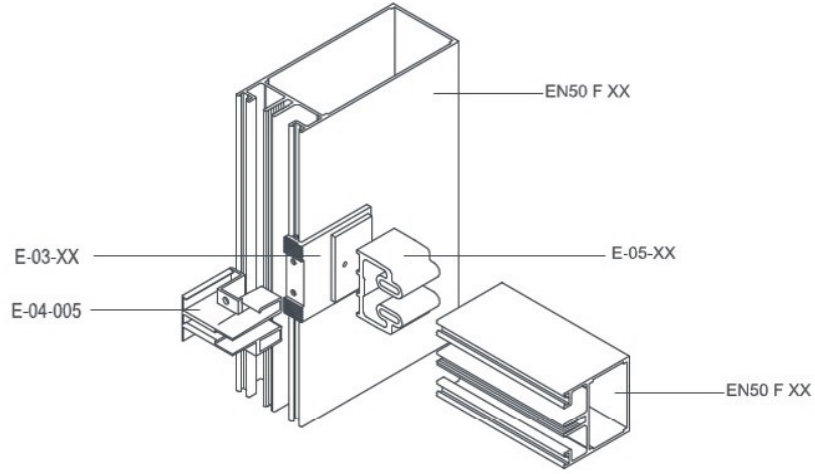
E-23-005

DIŞA AÇILIM MAKAS
TOP-HUNG WINDOW

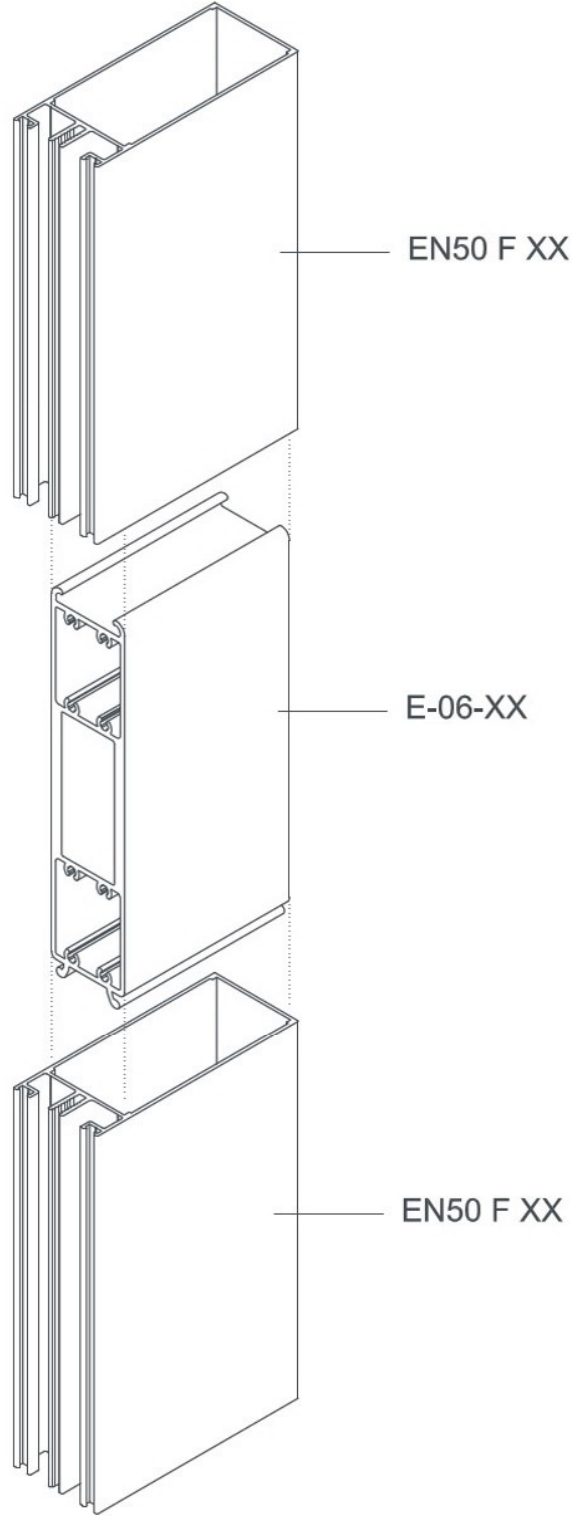
A= 26° (660 mm)
Hmax= 2500 mm
180 Kg 20°



	E-13-001 Pim Pin	
	E-18-004 Pim Karşılığı Lock Plate	
	E-04-009 Cam Takozu Glass Support	
	E-04-010 PVC Kapak PVC Cap	
	E-08-002 Ankraj Anchorage	
	E-04-006 Kaset Yan Takozu Vent Support Part	




ÇİZİM DRAWING	AKSESUAR KODU ACCESSORY CODE	PROFİL PROFILE	KESİM ÖLÇÜSÜ CUTTING SIZE	ÇİZİM DRAWING	AKSESUAR KODU ACCESSORY CODE	PROFİL PROFILE	MALZEME MATERIAL
	E-03-001	1700	EPDM				
	E-03-002	1701	EPDM				
	E-03-003	1702	EPDM				
	E-03-004	1703	EPDM				
	E-03-005	1704	EPDM				



DÜŞEY PROFİL Vertical Profile	DÜŞEY BAĞLANTI PROFİLİ <i>Mullion Connection Profile</i>		KESİM ÖLÇÜSÜ Cutting Size
	PROFİL KODU <i>Profile Code</i>	AKSESUAR KODU <i>Accessory Code</i>	
1700	1752	E-06-001	28,6 mm
1701	1752	E-06-002	58,6 mm
1702	1752	E-06-003	78,6 mm
1703	1752	E-06-004	97,4 mm
1704	1752	E-06-005	117,4 mm



EN SKY 60








İŞIKLIK SİSTEMLERİ

SKYLIGHT SYSTEMS



COD Code	PROFİL KESİTİ Profile View	PROFİL AÇIKLAMASI Profile Description	AGIRLIK (kg/m) Weight	Jxx cm4	Jyy cm4	Wxx cm3	Wyy cm3
4900		DÜŞEY PROFİL VERTICAL PROFILE	1,430	33,30	6,36	7,47	2,22
4901		YATAY PROFİL HORIZONTAL PROFILE	1,430	33,30	5,78	7,74	1,90
4902		KASA PROFİLİ FRAME PROFILE	0,944	12,30	2,91	3,51	2,91
4903		KANAT PROFİLİ SAHS PROFILE	0,777	8,23	3,83	2,00	1,41
4904		KAPAK PROFİLİ COVER PROFILE	0,260	1,08	0,10	0,60	0,12
2541		ÇITA PROFİLİ GLASING BEAD	0,091	---	---	---	---
1619		ADAPTÖR PROFİLİ ADAPTER PROFILE	0,206	---	---	---	---
1739		ALT KAPAK PROFİLİ LOWER COVER PROFILE	0,859	20,06	8,80	6,68	2,85
1757		ALT KAPAK PROFİLİ LOWER COVER PROFILE	1,200	36,55	30,73	7,44	10,24
1788		ALT KAPAK PROFİLİ LOWER COVER PROFILE	1,773	118,32	44,71	15,78	14,90
1758		ALT KAPAK PROFİLİ LOWER COVER PROFILE	1,968	175,00	50,81	20,45	16,93

COD Code	PROFİL KESİTİ Profile View	PROFİL AÇIKLAMASI Profile Description	AGIRLIK (kg/m) Weight	Jxx cm4	Jyy cm4	Wxx cm3	Wyy cm3
1738		ALT KAPAK PROFİLİ LOWER COVER PROFILE	2,833	728,00	154,72	76,25	51,57
1729		KAPAK ALTI PROFİLİ COVER LOWER PROFILE	0,527	6,02	0,10	2,12	0,14
1730		KAPAK PROFİLİ COVER PROFILE	0,351	6,61	0,24	2,20	0,20
1731		KAPAK PROFİLİ COVER PROFILE	0,303	5,20	0,12	1,73	0,13
1748		CAM BAĞLANTI PROFİLİ GLASING CONNECTION PROFILE	0,265	---	---	---	---
5127		KÖŞE TAKOZU CORNER JOINT	3,484	---	---	---	---

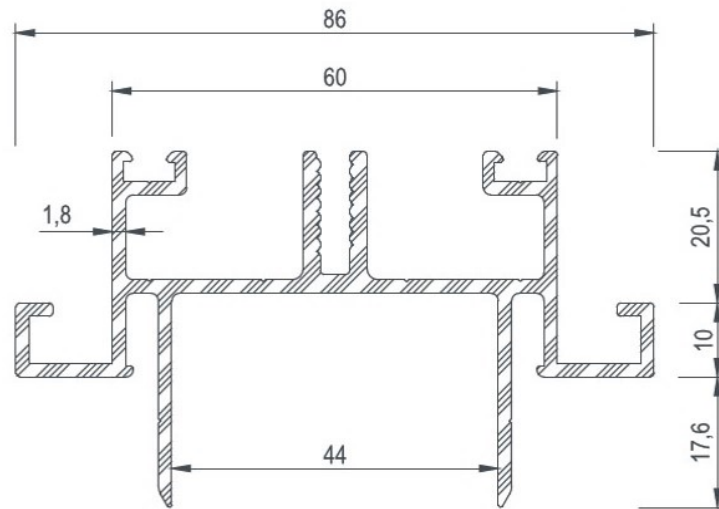


EN SKY 60

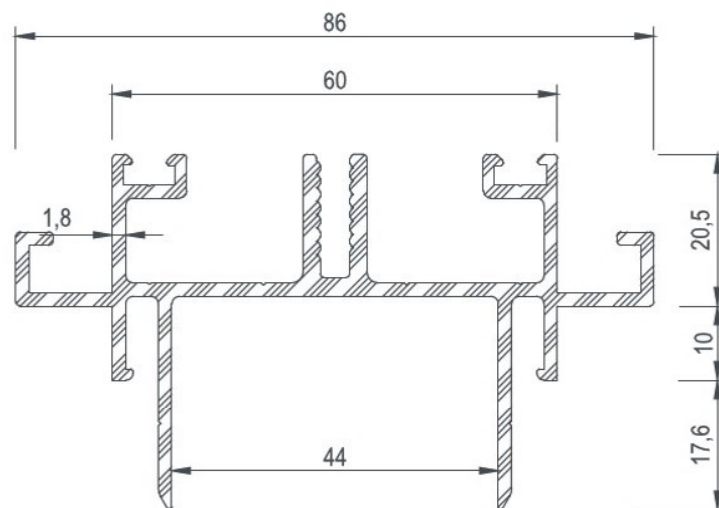
PROFiLLER
PROFILES

COD Code	AGIRLIK (kg/m) Weight	Jxx cm4	Jyy cm4	Wxx cm3	Wyy cm3	L m
4900	1,430	33,30	6,36	7,47	2,22	6
4901	1,430	33,30	5,78	7,74	1,90	6

4900

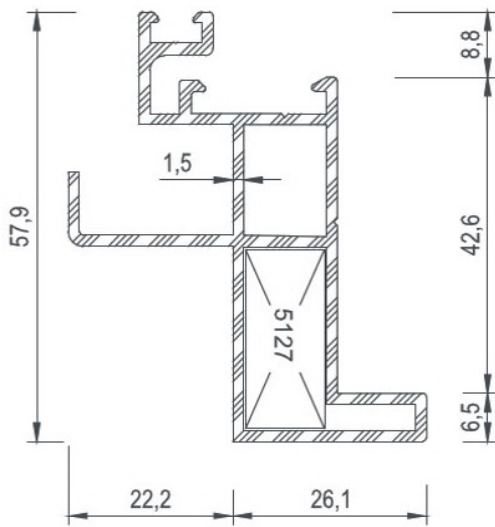


4901

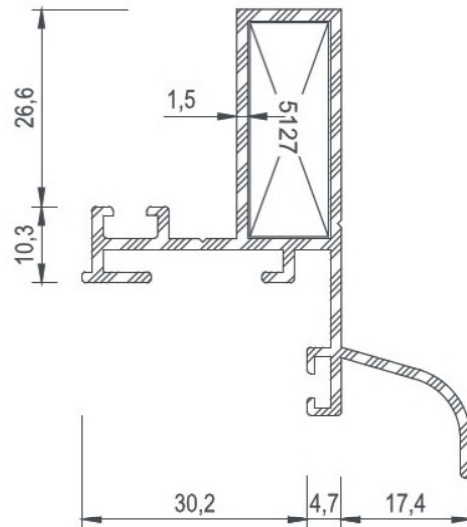


COD Code	AGIRLIK (kg/m) Weight	Jxx cm ⁴	Jyy cm ⁴	Wxx cm ³	Wyy cm ³	L m
4902	0,944	12,30	2,91	3,51	2,91	6
4903	0,777	8,23	3,83	2,00	1,41	6
4904	0,260	1,08	0,10	0,60	0,12	6
2541	0,091	---	----	---	----	6
1619	0,206	---	----	---	----	6
1748	0,265	---	----	---	----	6
1739	0,859	20,06	8,80	6,68	2,85	6

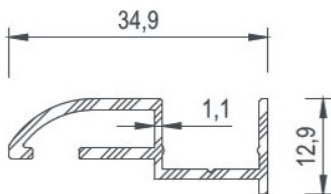
4902



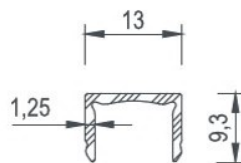
4903



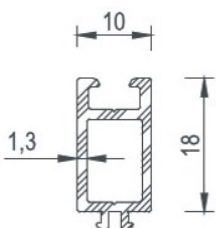
4904



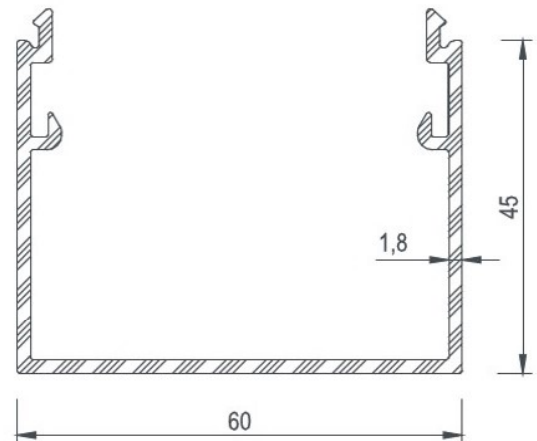
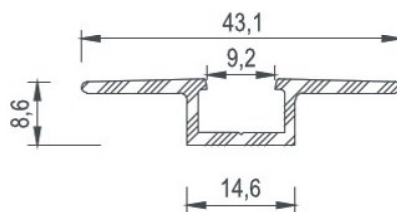
2541



1619

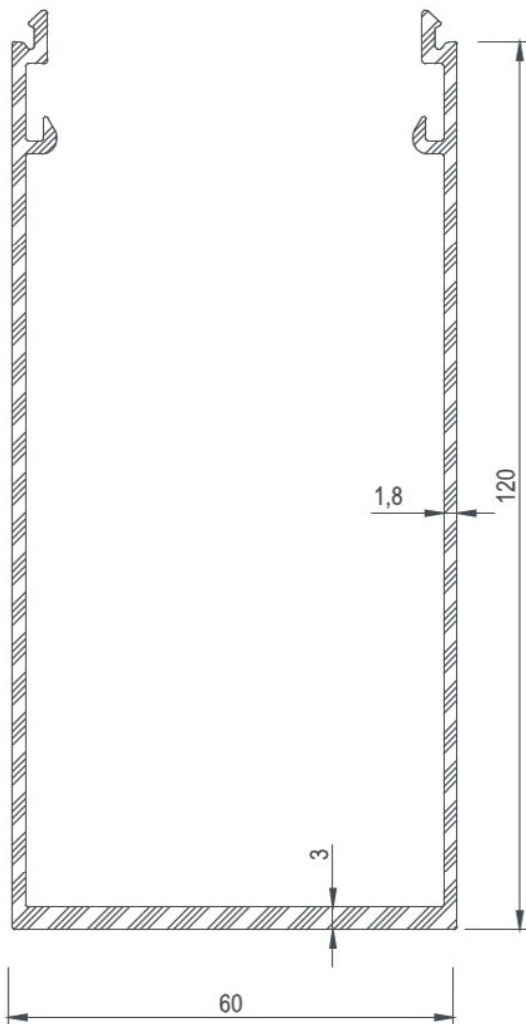
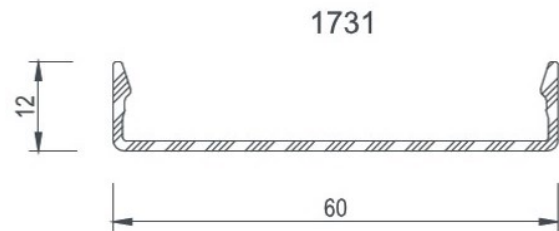
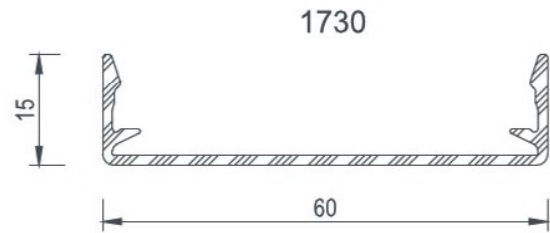
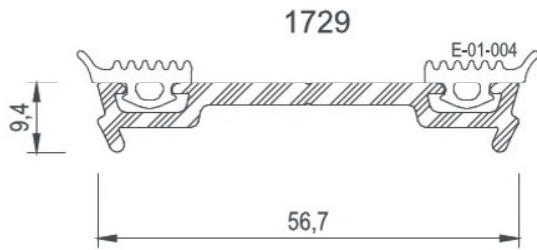


1748

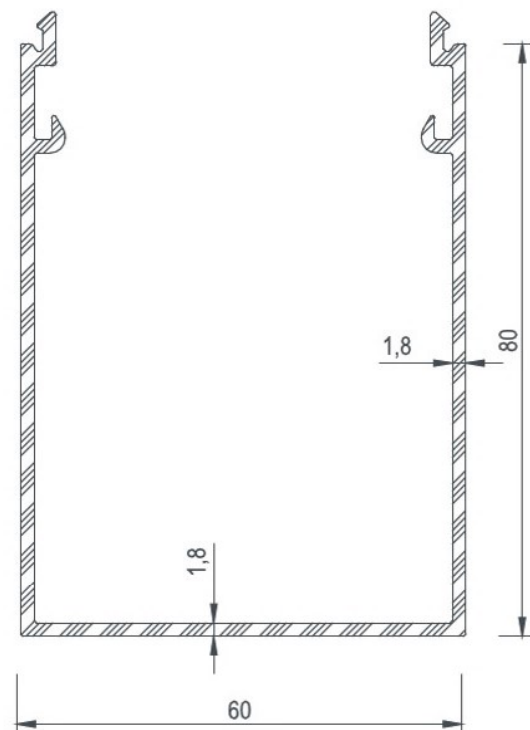


1739

COD Code	AGIRLIK (kg/m) Weight	Jxx cm ⁴	Jyy cm ⁴	Wxx cm ³	Wyy cm ³	L m
1729	0,527	6,02	0,10	2,12	0,14	6
1730	0,351	6,61	0,24	2,20	0,20	6
1731	0,303	5,20	0,12	1,73	0,13	6
1788	1,773	118,32	44,71	15,78	14,90	6
1757	1,200	36,55	30,73	7,44	10,24	6

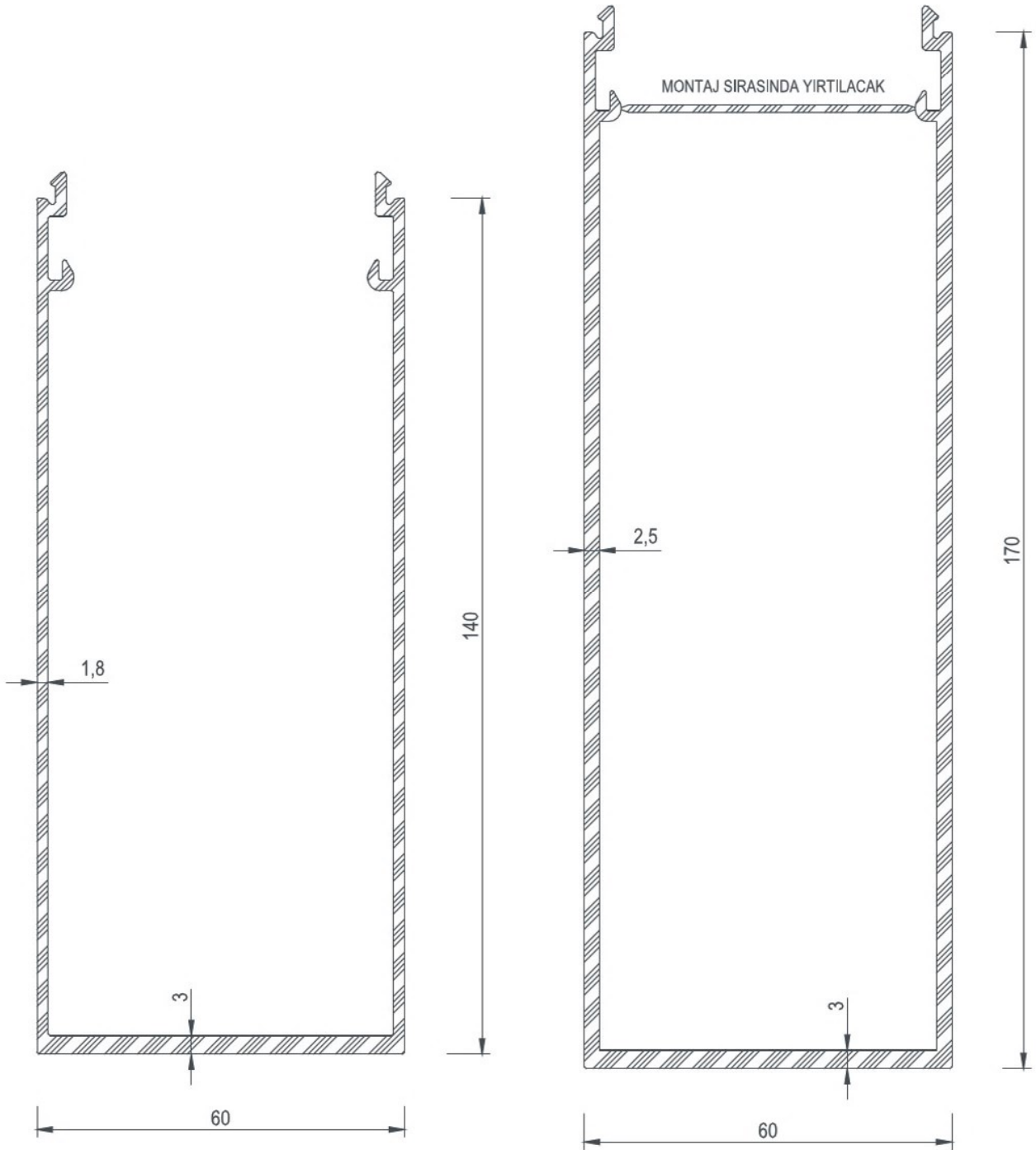


1788



1757

COD Code	AGIRLIK (kg/m) Weight	Jxx cm ⁴	Jyy cm ⁴	Wxx cm ³	Wyy cm ³	L m
1758	1,968	175,00	50,81	20,45	16,93	6
1738	5,576	728,00	154,72	76,25	51,57	6

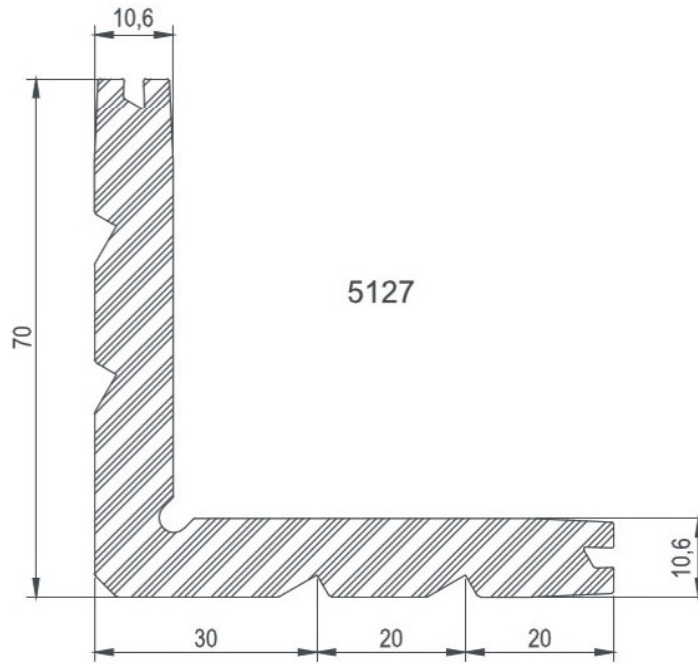


1758

1738



COD Code	AGIRLIK (kg/m) Weight	Jxx cm ⁴	Jyy cm ⁴	Wxx cm ³	Wyy cm ³	L m
5127	3,484	---	---	---	---	6



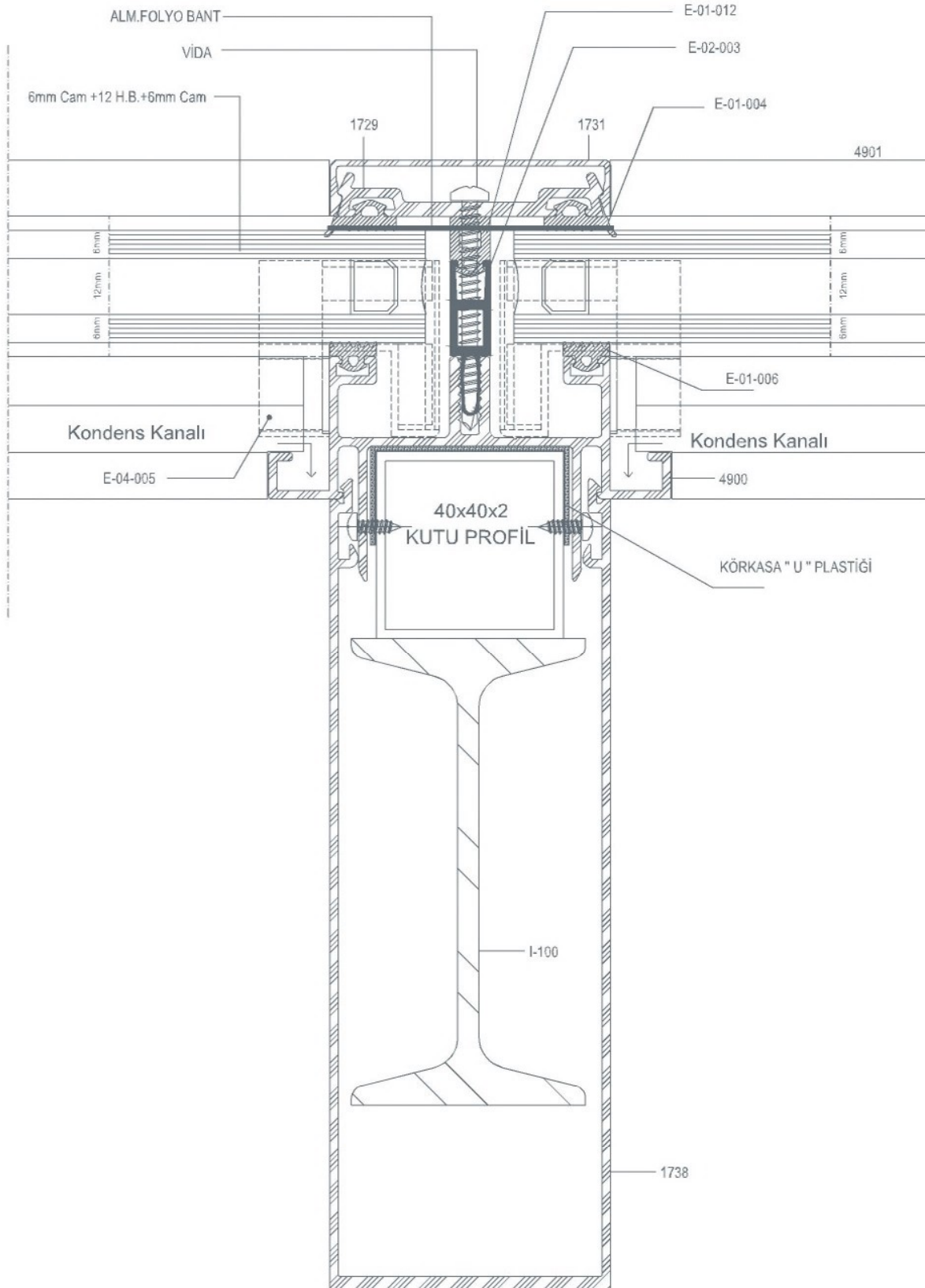
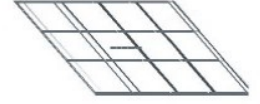
KÖŞE TAKOZLARI / Corner Cleats

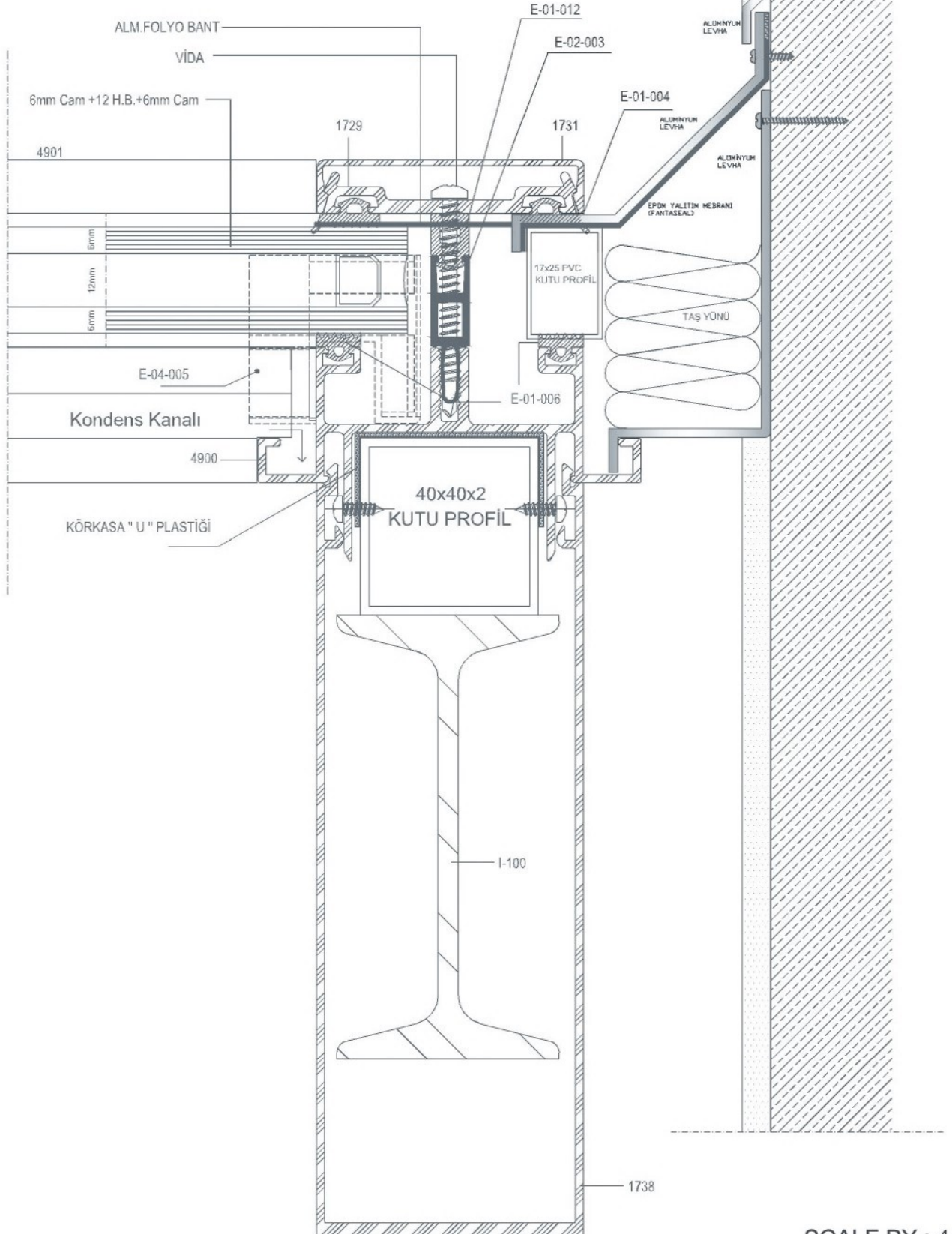

Nr	 L m	AKS. KODU Acs. Code	KESİM ÖLÇÜSÜ Cutting Size
4902	5127	5127-24,1	24,1 mm
4903	5127	5127-28,8	28,8 mm

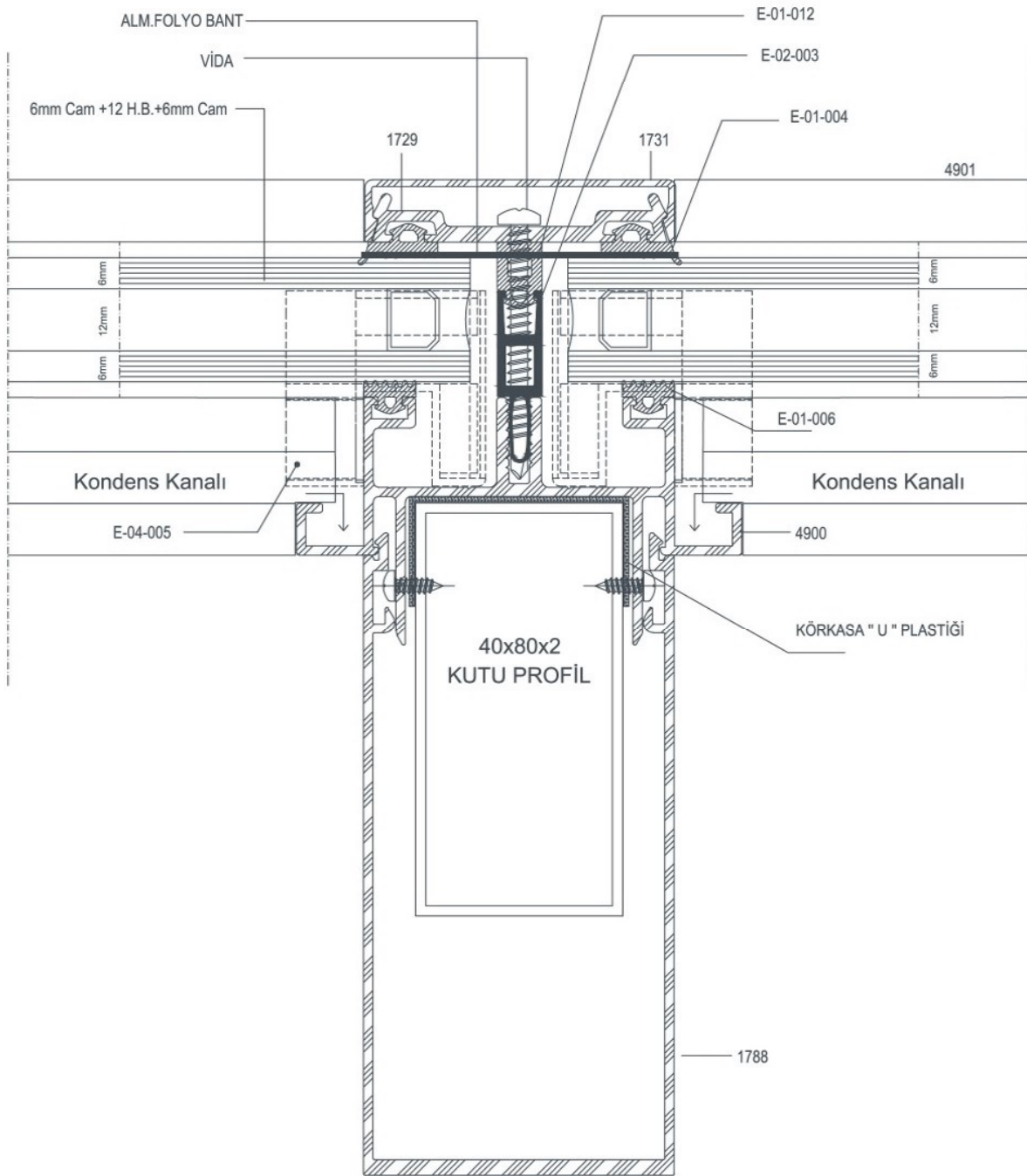
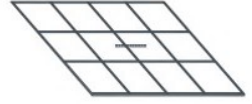


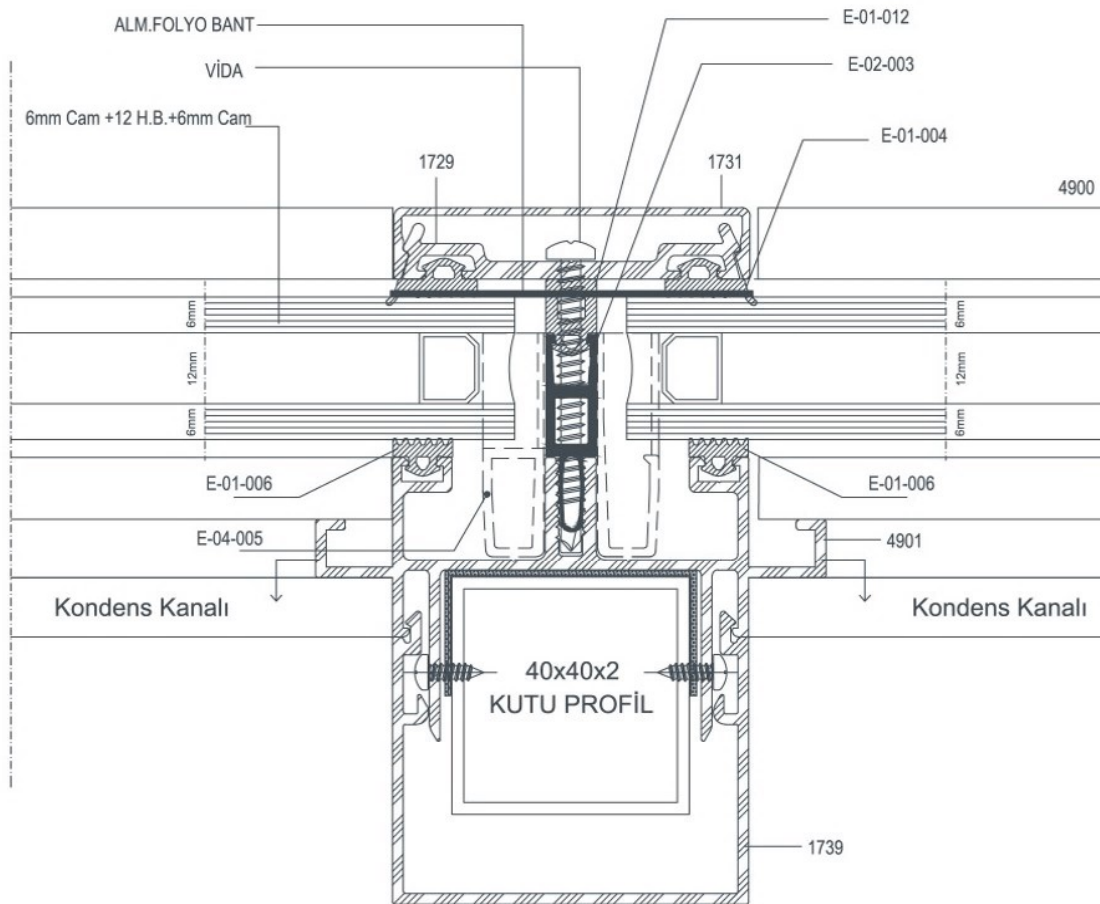
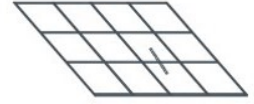
EN SKY 60

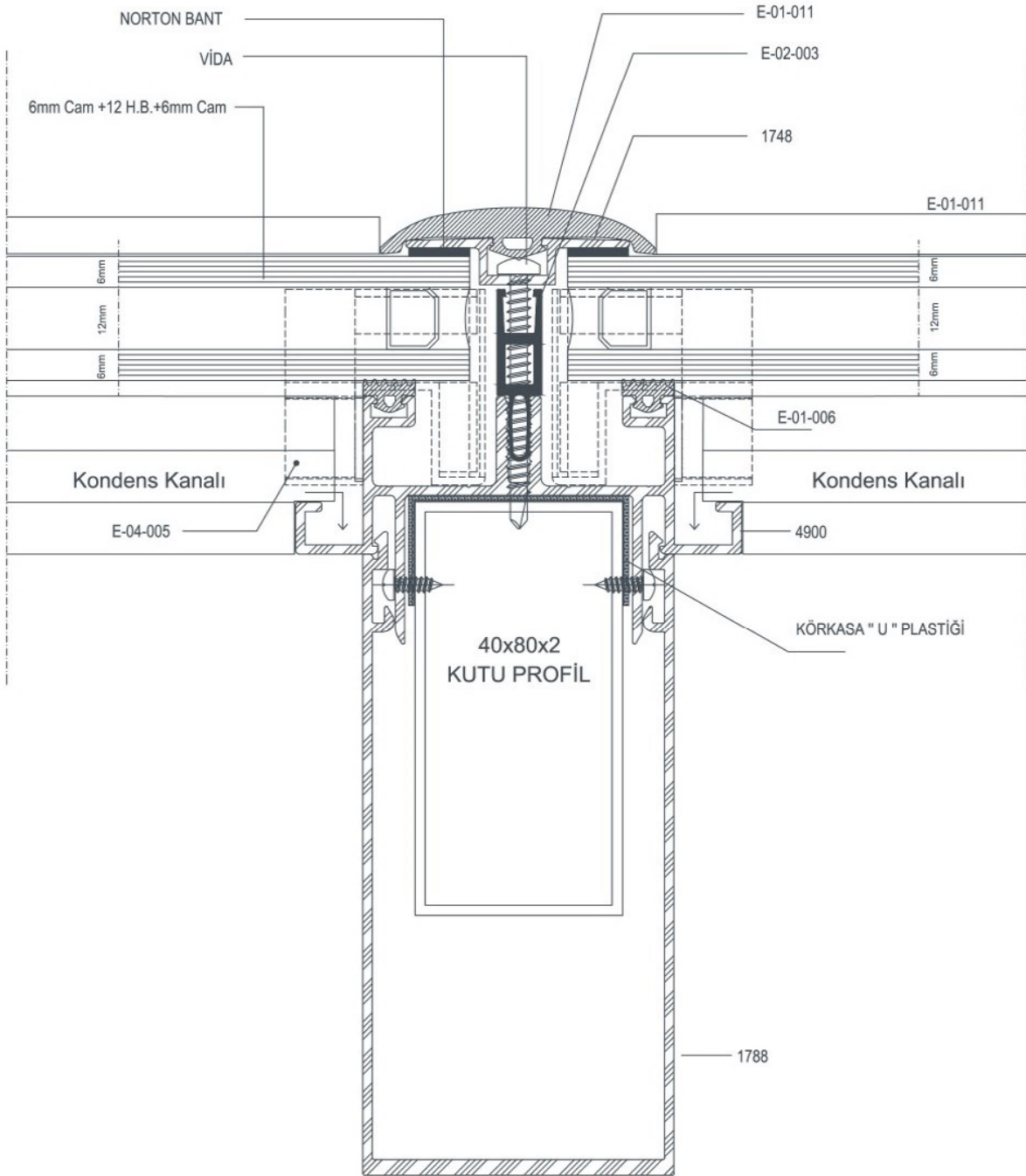
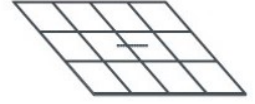
DETAYLAR
DETAILS

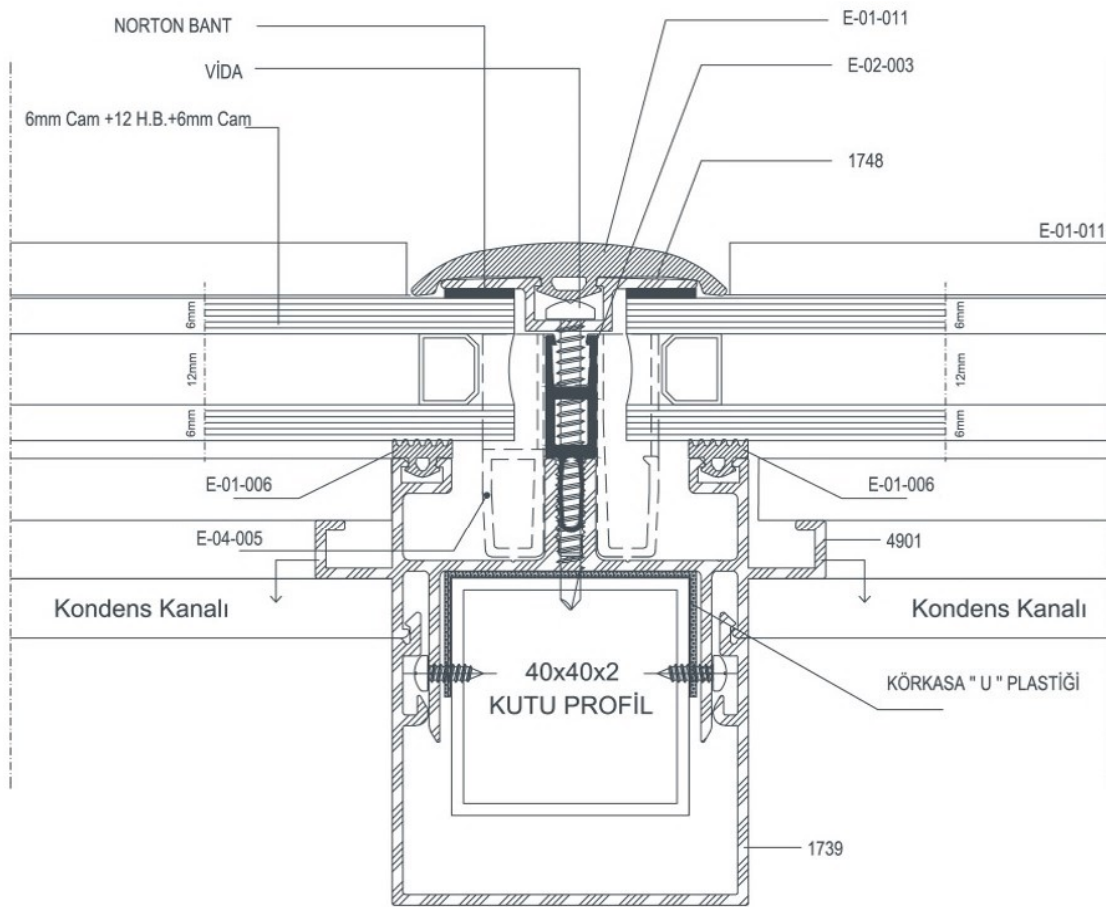


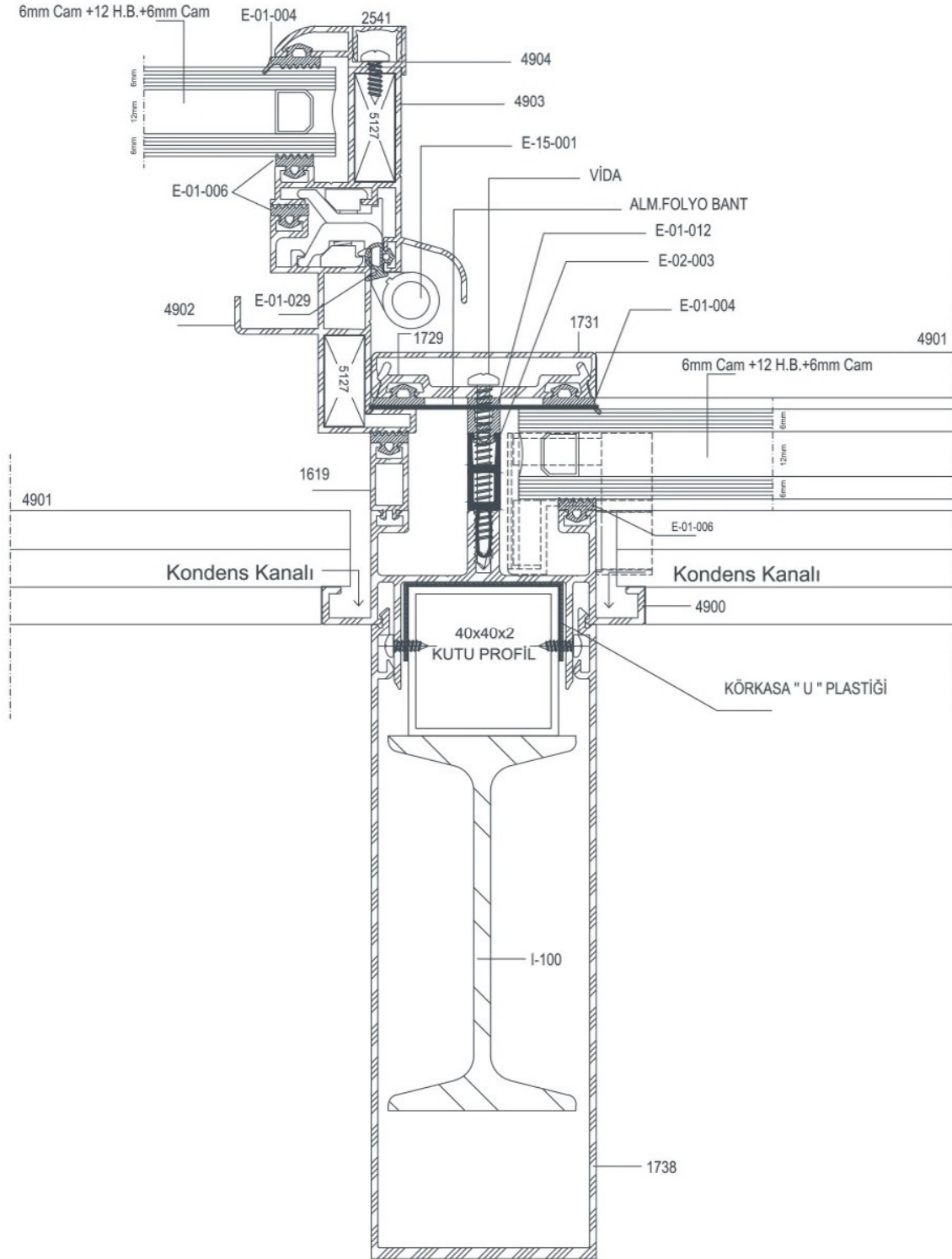


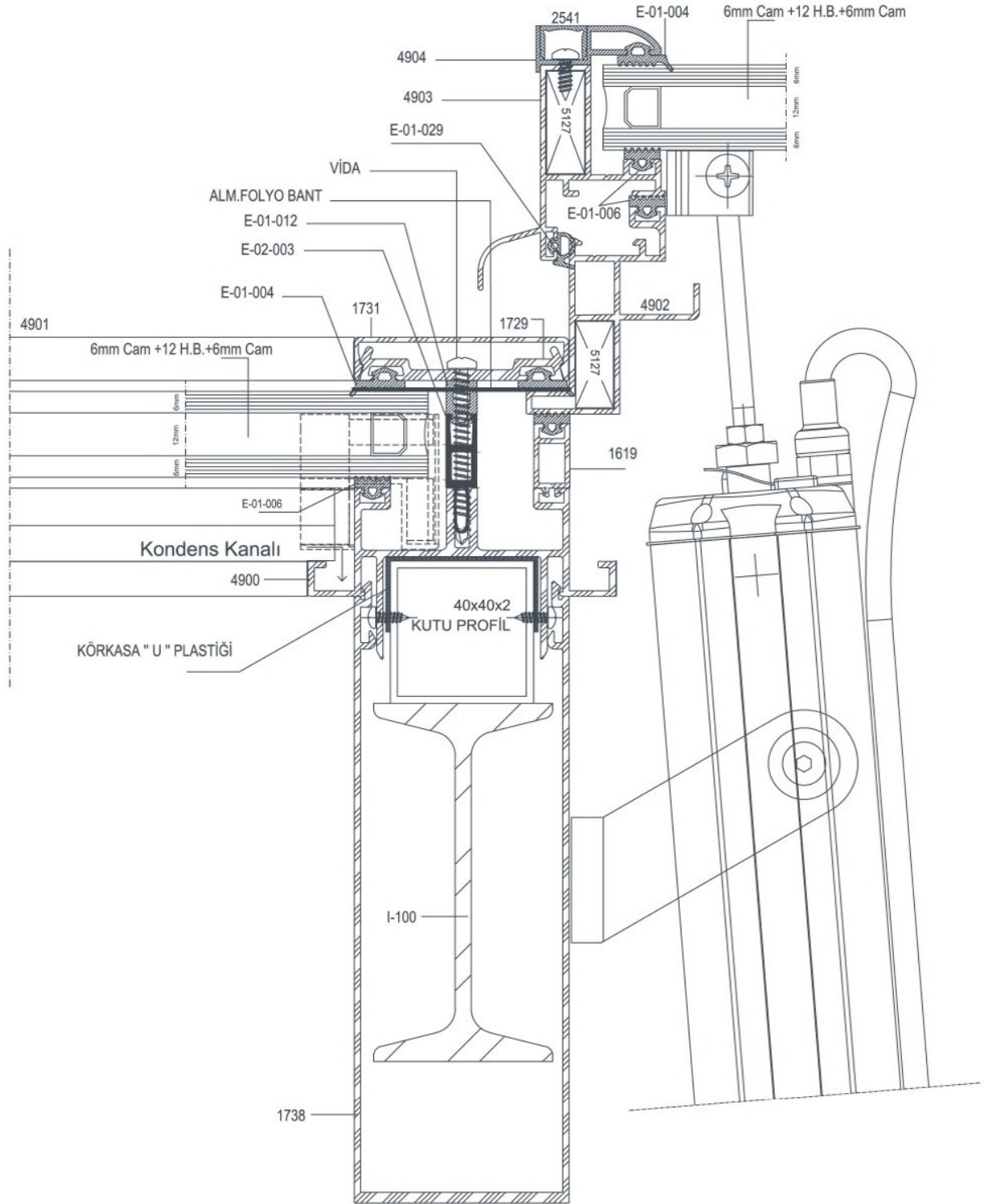










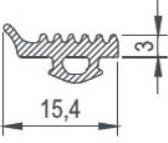
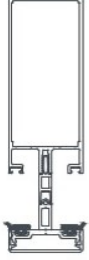
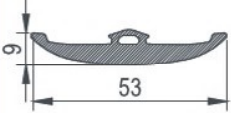
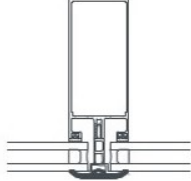

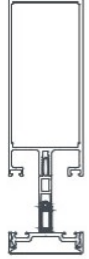
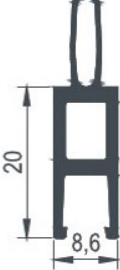

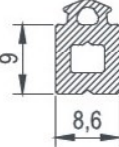
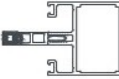
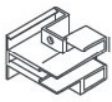
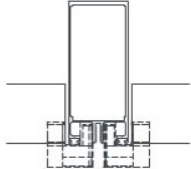
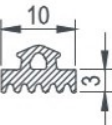

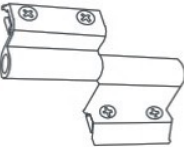
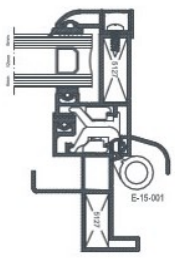
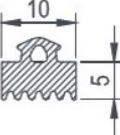





EN SKY 60

AKSESUARLAR

ACCESSORIES

	<p>E-01-004 3mm dış cam fitili 3mm gasket 65 gr/mt</p>			<p>E-01-011 Baskı Fitili Pressure Gasket 247 gr/mt</p>	
	<p>E-01-005 Orta baskı fitili central gasket 143 gr/mt</p>			<p>E-02-003 PVC profil PVC profile</p>	
	<p>E-01-012 Orta baskı fitili central gasket 95 gr/mt</p>			<p>E-04-005 PVC su tahliye parçası PVC water discharge P.</p>	
	<p>E-01-006 3mm iç cam fitili 3mm gasket 47 gr/mt</p>			<p>E-15-001 Pencere Menteşesi Window Hinge</p>	
	<p>E-01-014 5mm iç cam fitili 5mm gasket 71 gr/mt</p>				





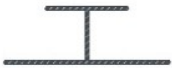








CEPHE SİSTEMLERİ

FACADE SYSTEMS



EN COTTA - SERAMİK

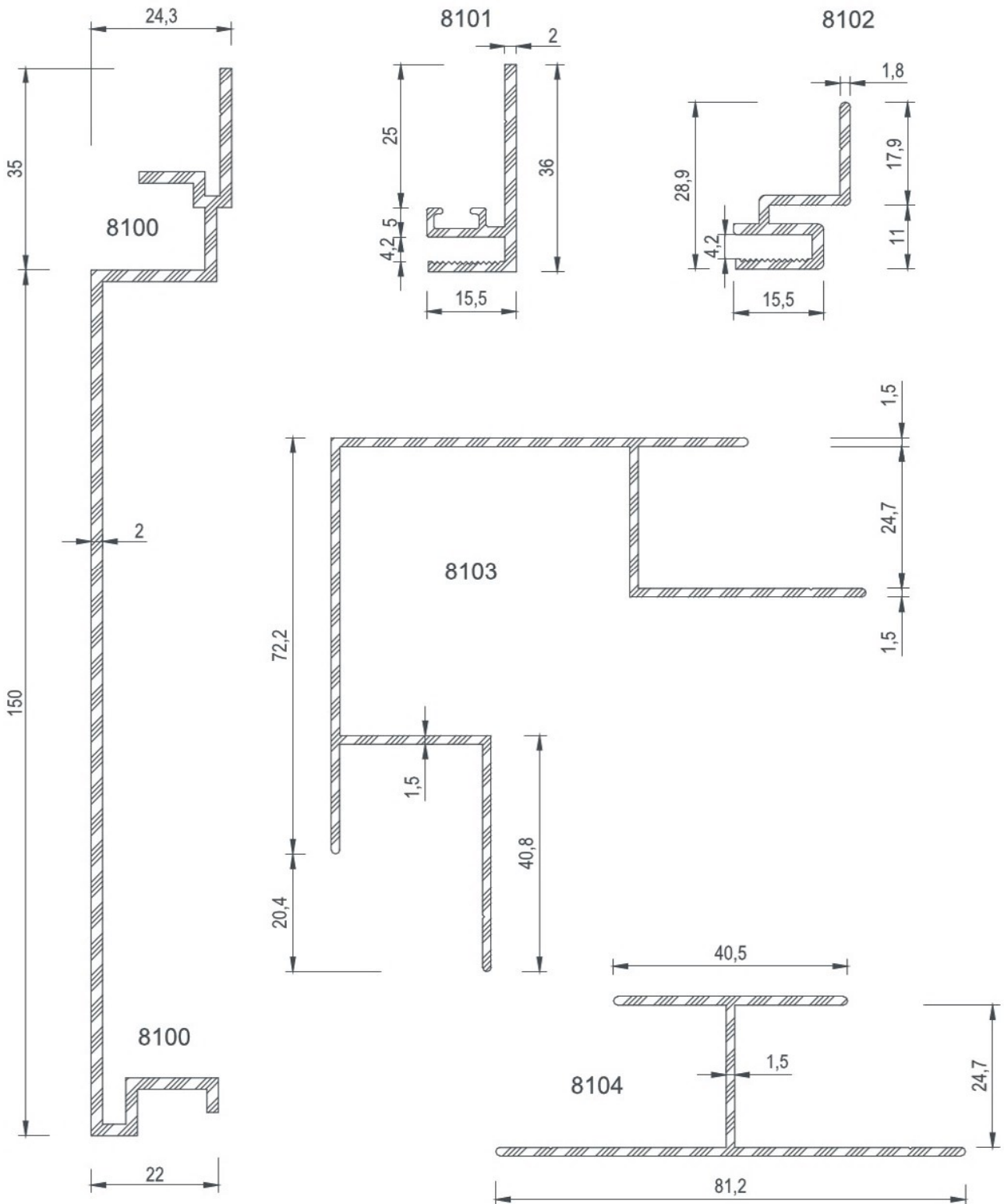
COD Code	PROFİL KESİTİ Profile View	PROFİL AÇIKLAMASI Profile Description	AGIRLIK (kg/m) Weight	Jxx cm4	Jyy cm4	Wxx cm3	Wyy cm3
8100		PANEL PROFİLİ PANEL PROFILE	1,381	185,29	2,92	19,55	1,42
8101		ALT FİNİŞ PROFİLİ LOWER FINISH PROFILE	0,338	1,43	0,20	0,60	0,20
8102		ÜST FİNİŞ PROFİLİ TOP FINISH PROFILE	0,332	0,90	0,20	0,45	0,22
8103		KÖŞE DÖNÜŞ PROFİLİ CONNER ROTATION PROFILE	1.110	28,74	28,74	4,62	4,62
8104		" H " PROFİLİ " H " PROFILE	0,592	7,40	3,01	1,82	1,72
1813		" L " PROFİLİ " L " PROFILE	0,289	3,02	0,31	0,94	0,20
1814		" T " PROFİLİ " T " PROFILE	0,450	4,00	3,71	1,04	1,06
1815		KÖŞE DÖNÜŞ PROFİLİ CONNER ROTATION PROFILE	0,295	1,21	0,82	0,65	0,42
1816		DERZ PROFİLİ SUTURE PROFILE	0,117	0,12	0,15	0,10	0,06
1851		" H " PROFİLİ " H " PROFILE	0,291	0,88	0,40	0,46	0,34
1852		KÖŞE DÖNÜŞ PROFİLİ CONNER ROTATION PROFILE	0,521	4,43	0,76	1,30	0,45

PROFiLLER
PROFILES

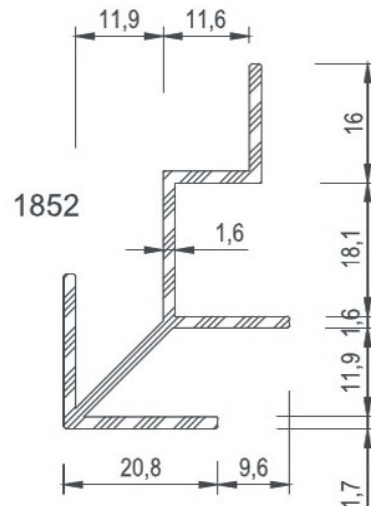
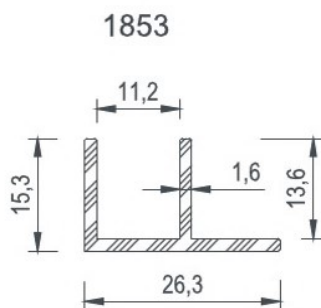
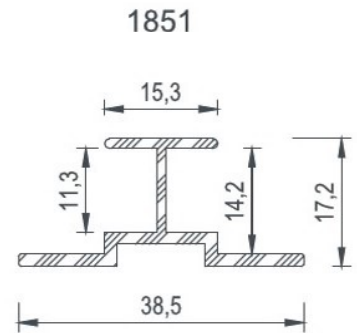
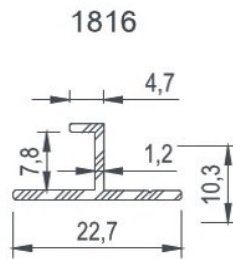
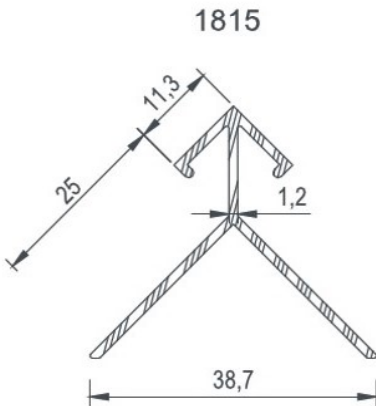
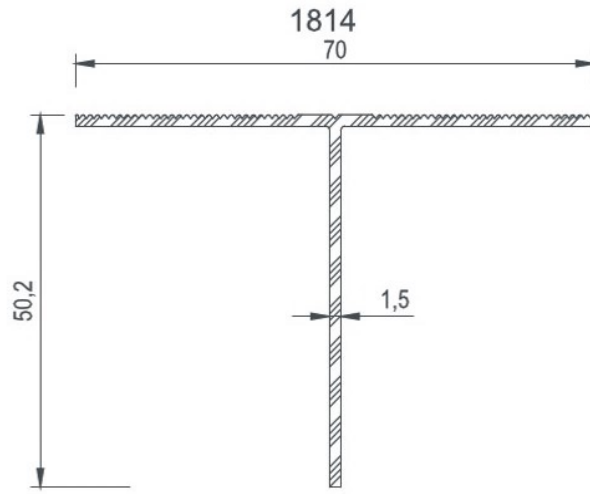
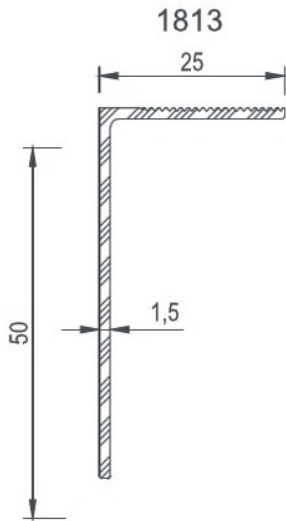


EN COTTA - SERAMIK

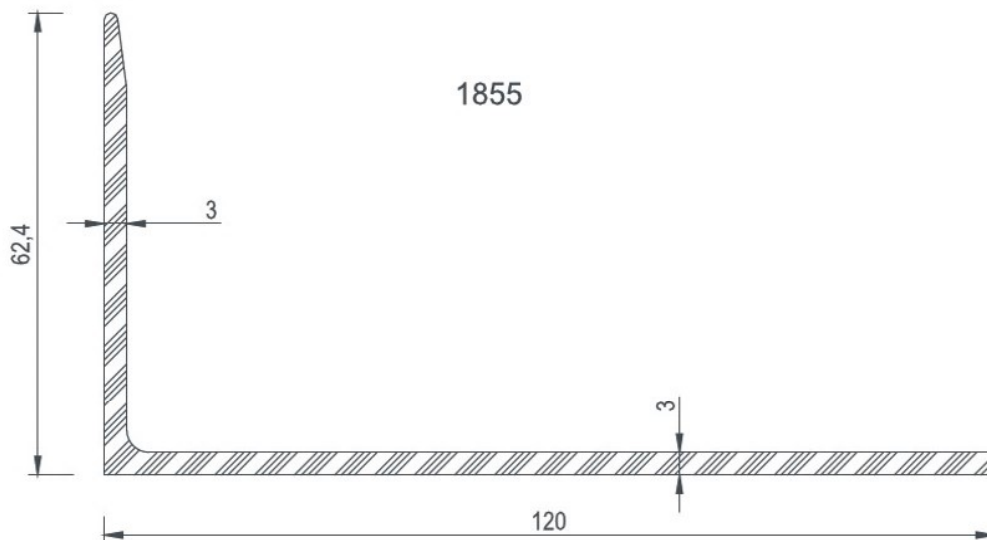
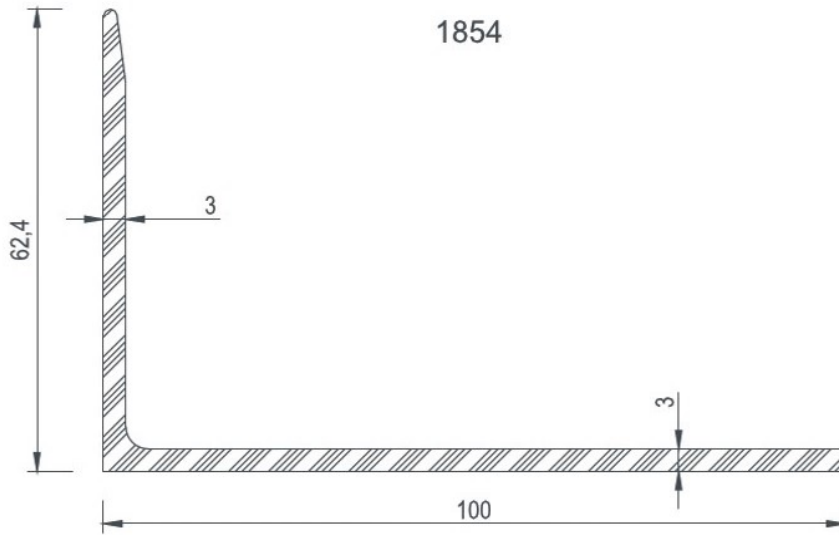
COD Code	AGIRLIK (kg/m) Weight	J _{xx} cm ⁴	J _{yy} cm ⁴	W _{xx} cm ³	W _{yy} cm ³	L m
8100	1,381	185,29	2,92	19,55	1,42	6
8101	0,338	1,43	0,20	0,60	0,20	6
8102	0,332	0,90	0,20	0,45	0,22	6
8103	1,110	28,74	28,74	4,62	6	
8104	0,592	7,40	3,01	1,82	1,72	6



COD Code	AGIRLIK (kg/m) Weight	Jxx cm4	Jyy cm4	Wxx cm3	Wyy cm3	L m
1813	0,289	3,02	0,31	0,94	0,20	6
1814	0,450	4,00	3,71	1,04	1,06	6
1815	0,295	1,21	0,82	0,65	0,42	6
1816	0,117	0,12	0,05	0,10	0,06	6
1851	0,291	0,88	0,40	0,46	0,34	6
1852	0,521	4,43	0,76	1,30	0,45	6
1853	0,239	0,54	0,16	0,32	0,14	6

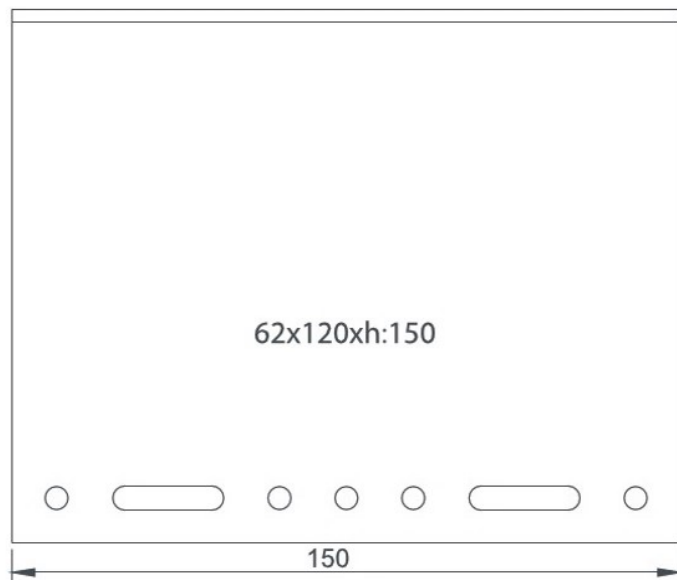
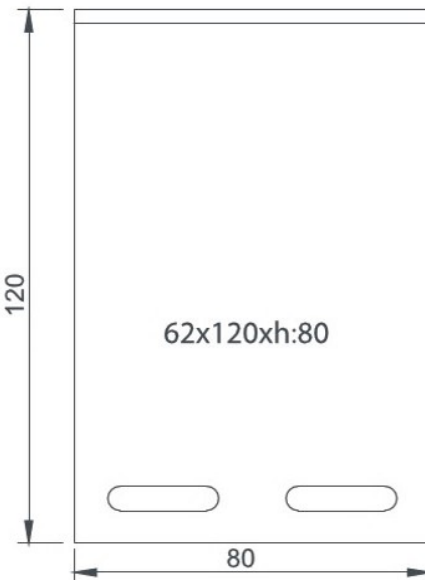
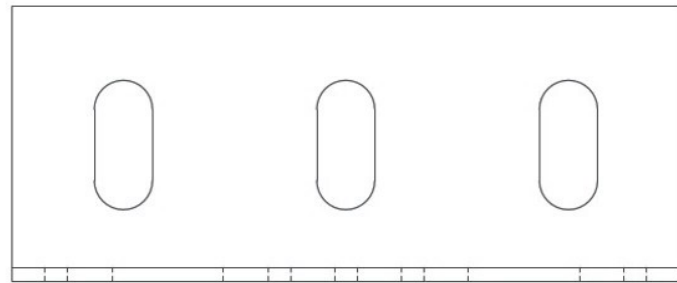
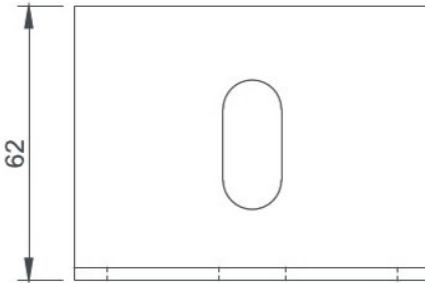
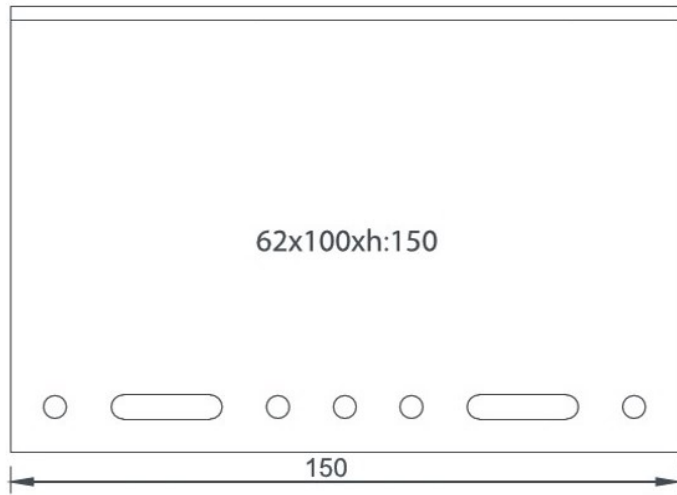
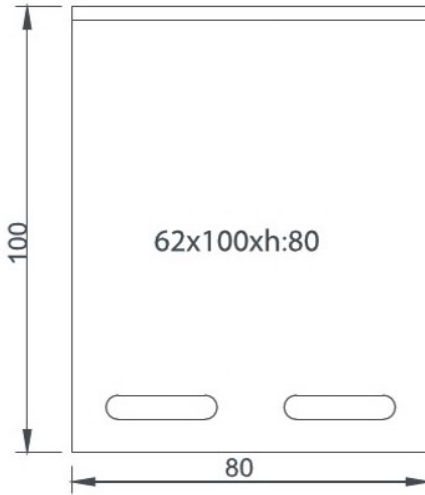
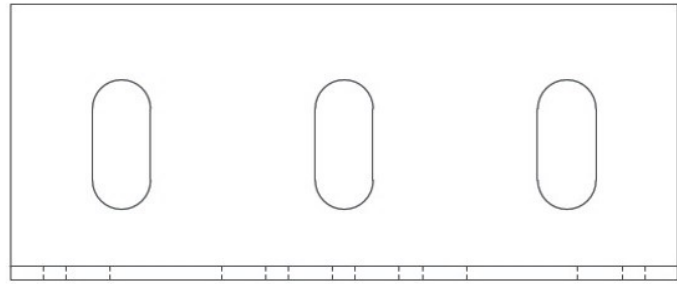
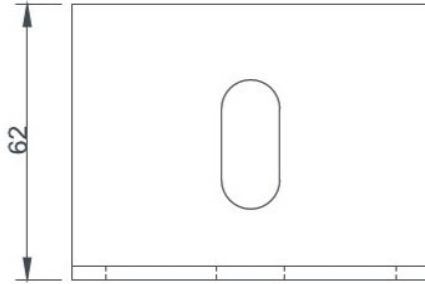


COD Code	AGIRLIK (kg/m) Weight	Jxx cm ⁴	Jyy cm ⁴	Wxx cm ³	Wyy cm ³	L m
1854	1,283	56,87	8,66	8,40	2,42	6
1855	1,445	88,94	9,64	11,24	2,50	6



1854 & 1855 KESİLMİŞ ANKRAJ ÖLÇÜLERİ

SCALE BY : 3/5

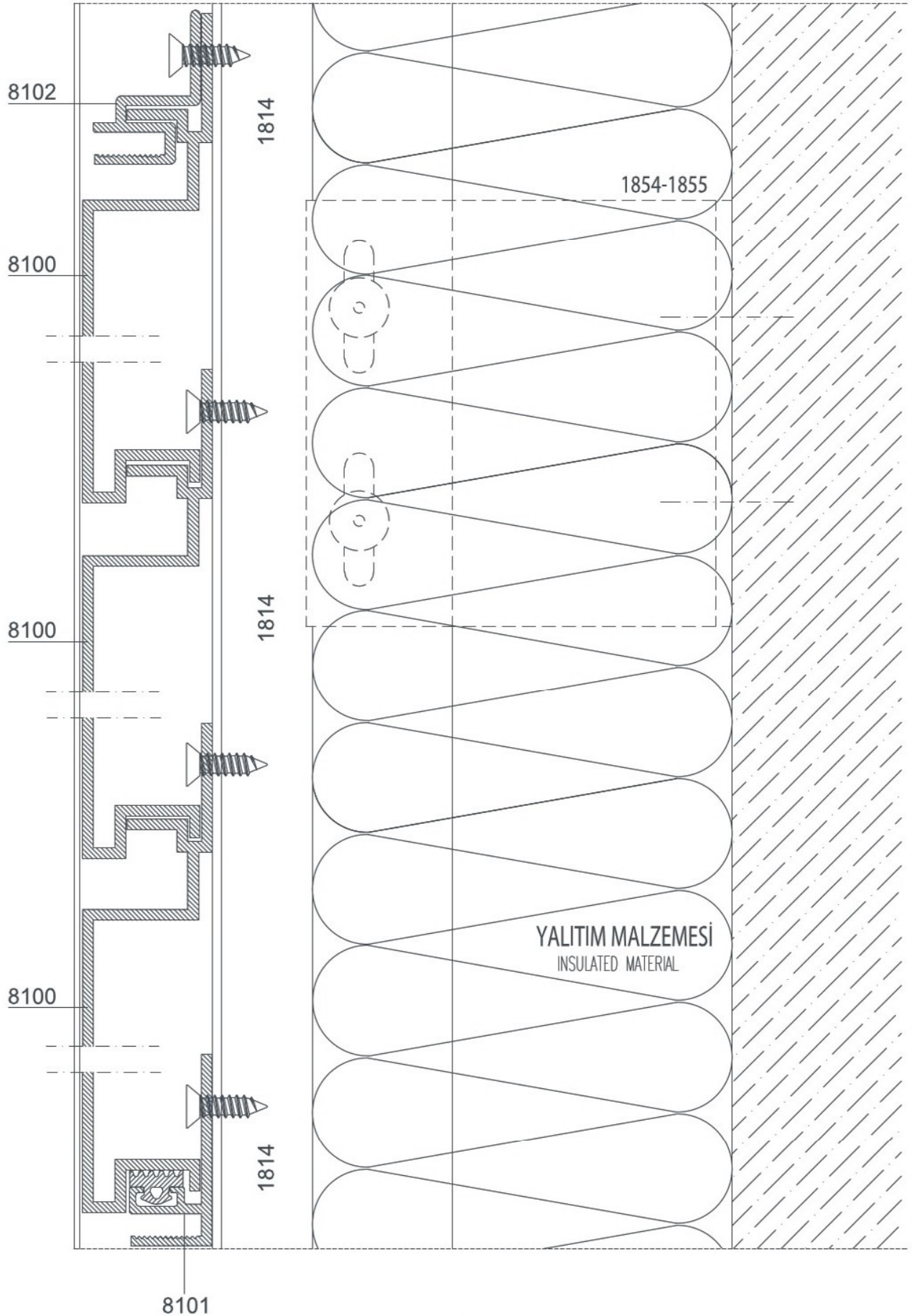


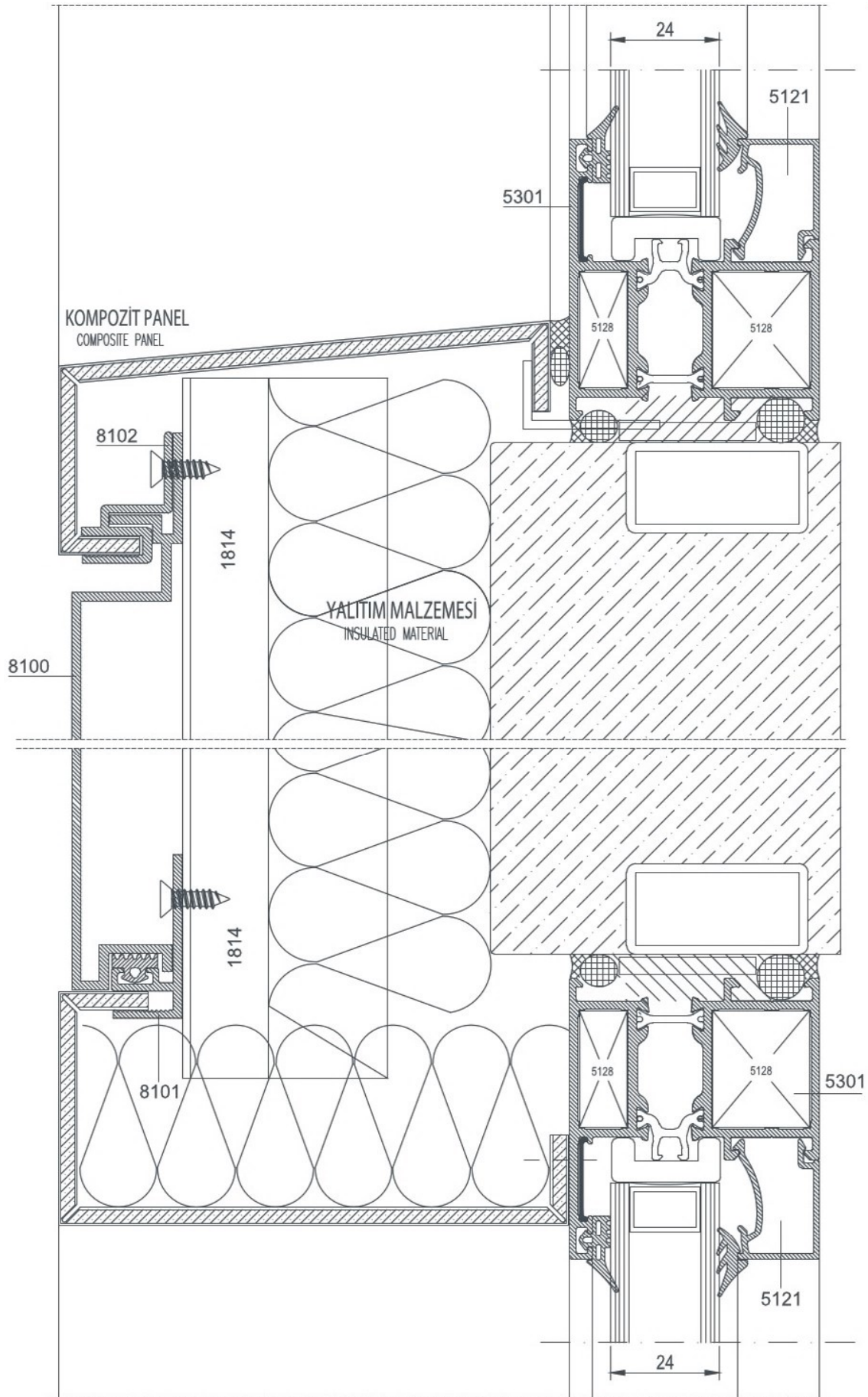
DETAYLAR

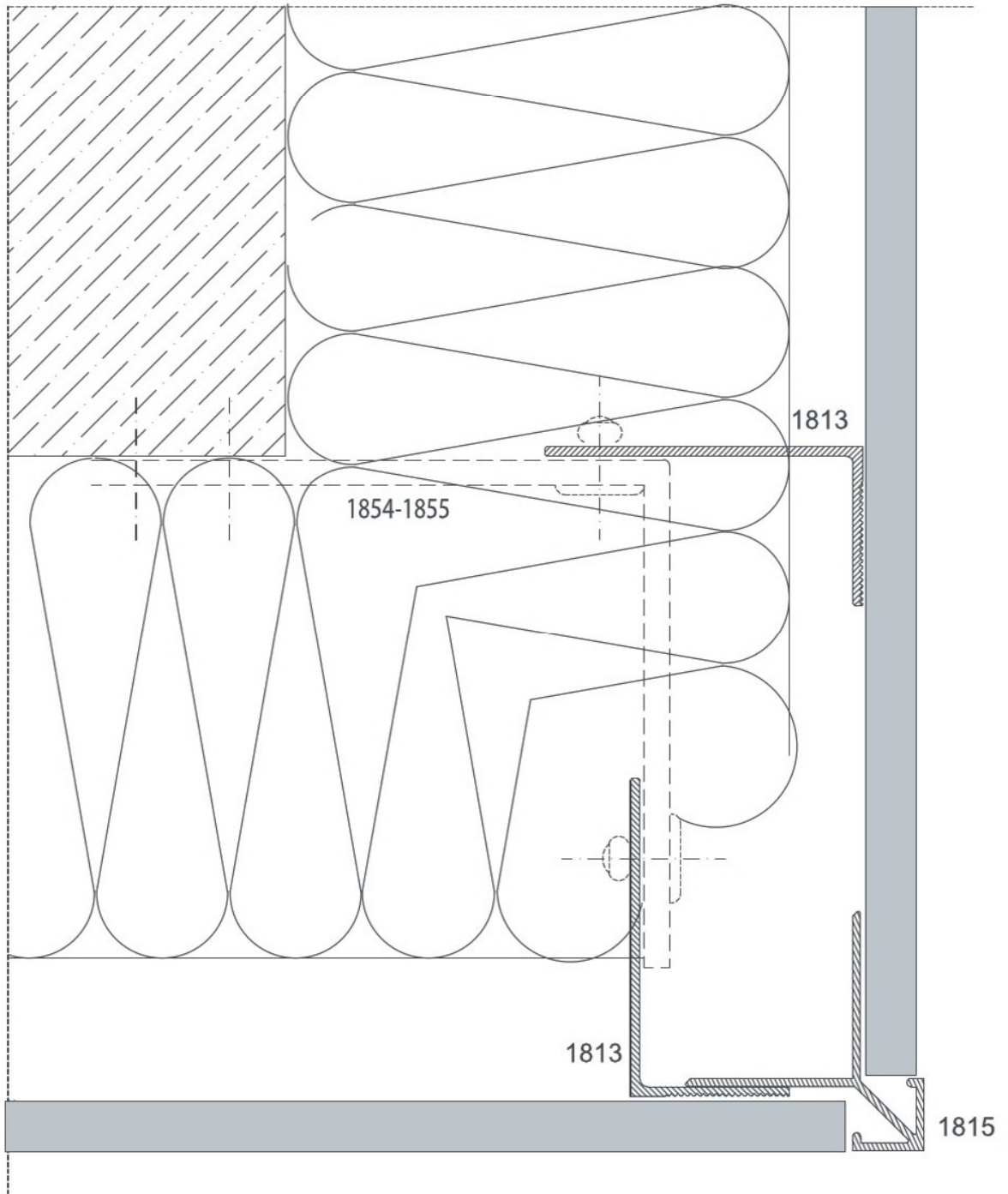
DETAILS

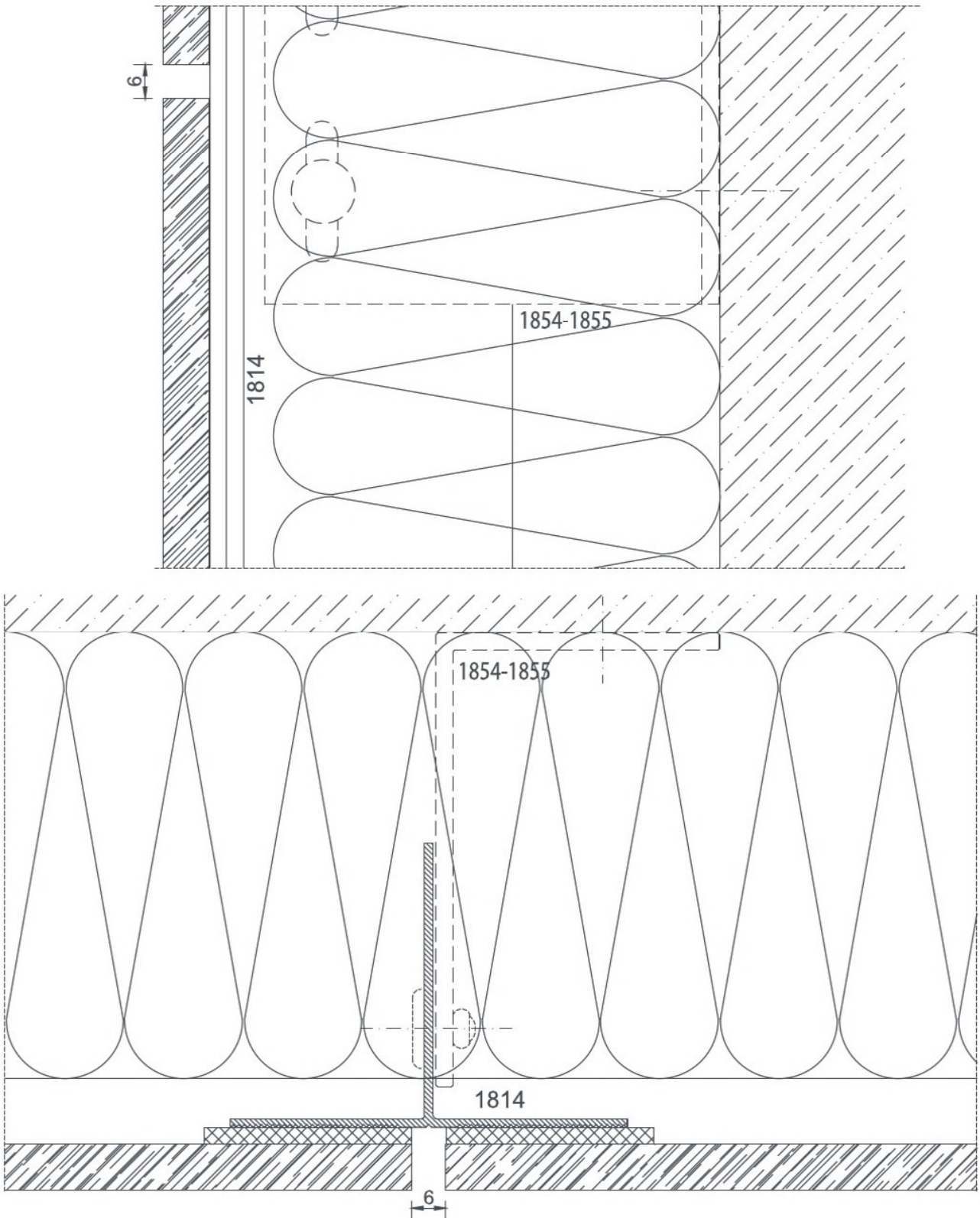



EN COTTA - SERAMİK











EN SOLAR

GÜNEŞ KIRICI SİSTEMLERİ

SOLAR SHADING SYSTEMS



COD Code	PROFİL KESİTİ Profile View	PROFİL AÇIKLAMASI Profile Description	AGIRLIK (kg/m) Weight	Jxx cm4	Jyy cm4	Wxx cm3	Wyy cm3
8000		GÜNEŞ KIRICI PROFİLİ SUN BREAKER PROFILE	0,801	14,50	1,25	3,62	1,25
8001		GÜNEŞ KIRICI PROFİLİ SUN BREAKER PROFILE	0,960	28,35	1,53	5,67	1,53
8002		GÜNEŞ KIRICI PROFİLİ SUN BREAKER PROFILE	1,448	90,44	5,08	12,05	3,38
8003		GÜNEŞ KIRICI PROFİLİ SUN BREAKER PROFILE	0,791	13,90	1,04	3,47	1,04
8004		GÜNEŞ KIRICI PROFİLİ SUN BREAKER PROFILE	0,949	27,40	1,24	5,48	1,24
8005		GÜNEŞ KIRICI PROFİLİ SUN BREAKER PROFILE	1,012	32,25	1,04	5,37	1,04
8006		GÜNEŞ KIRICI PROFİLİ SUN BREAKER PROFILE	2,148	248,77	7,60	24,67	5,06
8007		GÜNEŞ KIRICI PROFİLİ SUN BREAKER PROFILE	2,295	378,12	9,65	31,50	6,02
8008		GÜNEŞ KIRICI PROFİLİ SUN BREAKER PROFILE	1,910	147,30	37,04	17,58	10,30
8009		GÜNEŞ KIRICI PROFİLİ SUN BREAKER PROFILE	3,300	165,01	101,14	25,20	25,28
8010		GÜNEŞ KIRICI PROFİLİ SUN BREAKER PROFILE	0,167	0,87	0,03	0,38	0,06



COD Code	PROFİL KESİTİ Profile View	PROFİL AÇIKLAMASI Profile Description	AGIRLIK (kg/m) Weight	Jxx cm4	Jyy cm4	Wxx cm3	Wyy cm3
8011		GÜNEŞ KIRICI PROFİLİ SUN BREAKER PROFILE	0,245	2,91	0,03	0,98	0,05
8012		GÜNEŞ KIRICI PROFİLİ SUN BREAKER PROFILE	1,830	136,53	2,52	18,20	3,35
8013		GÜNEŞ KIRICI PROFİLİ SUN BREAKER PROFILE	0,470	13,95	0,13	3,21	0,18
8014		GÜNEŞ KIRICI BAĞ. PROF. SUN BREAKER LINKING PROFILE	0,701	5,32	1,47	1,82	1,11
8015		GÜNEŞ KIRICI BAĞ. PROF. SUN BREAKER LINKING PROFILE	1,014	10,62	2,11	2,96	1,43
8016		GÜNEŞ KIRICI BAĞ. PROF. SUN BREAKER LINKING PROFILE	0,847	6,61	1,90	2,00	1,07
8017		GÜNEŞ KIRICI BAĞ. PROF. SUN BREAKER LINKING PROFILE	0,722	5,53	1,30	1,91	1,03
8018		GÜNEŞ KIRICI BAĞ. PROF. SUN BREAKER LINKING PROFILE	0,847	6,60	1,73	2,00	1,01
8019		GÜNEŞ KIRICI BAĞ. PROF. SUN BREAKER LINKING PROFILE	0,728	5,61	1,61	1,93	1,10
8020		GÜNEŞ KIRICI BAĞ. PROF. SUN BREAKER LINKING PROFILE	0,854	6,75	2,02	2,02	1,04



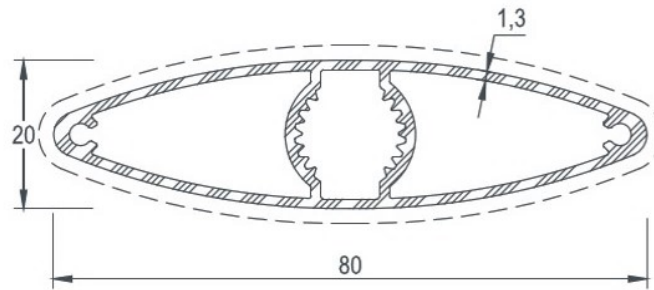
EN SOLAR

PROFİLLER *PROFILES*

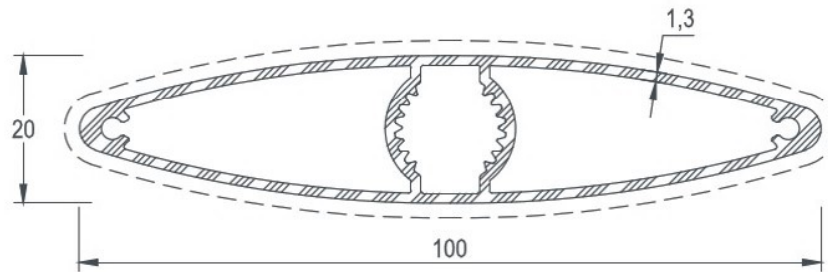
GÜNEŞ KIRICI SİSTEMLERİ
SOLAR SHADING SYSTEMS

COD Code	AGIRLIK (kg/m) Weight	Jxx cm ⁴	Jyy cm ⁴	Wxx cm ³	Wyy cm ³	L m
8000	0,801	14,50	1,25	3,62	1,25	6
8001	0,960	28,35	1,53	5,67	1,53	6
8002	1,448	90,44	5,08	12,05	3,38	6

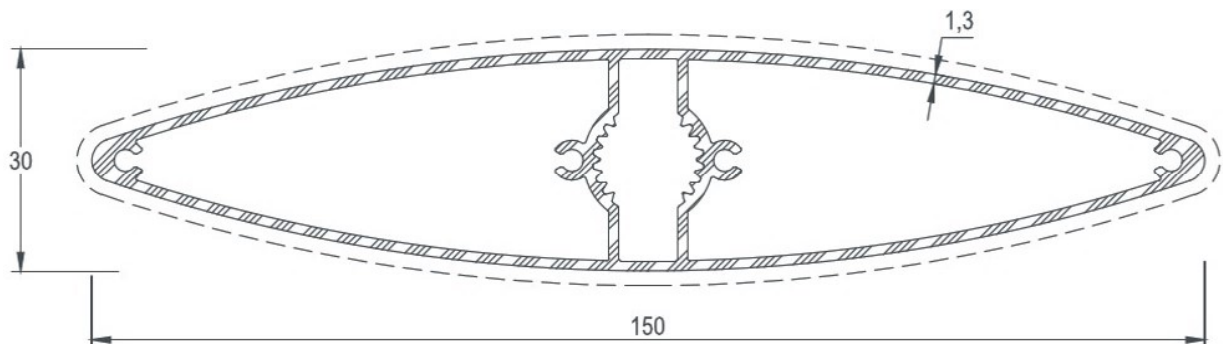
8000



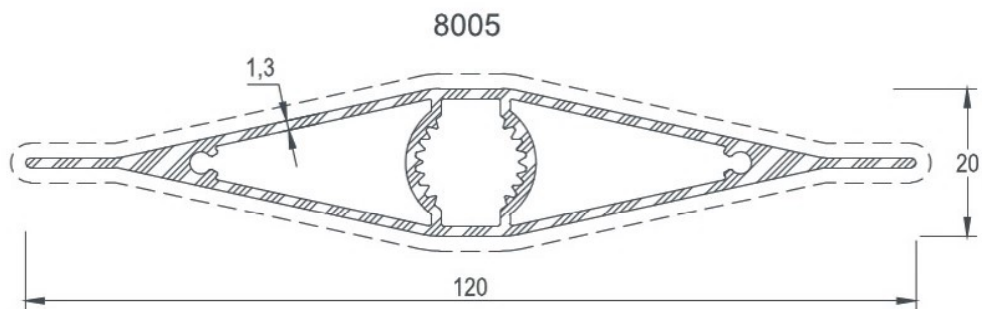
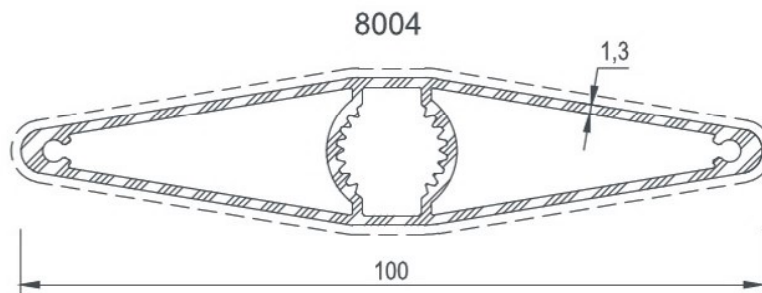
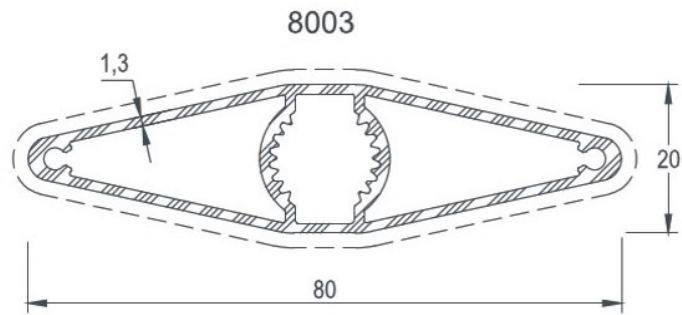
8001



8002

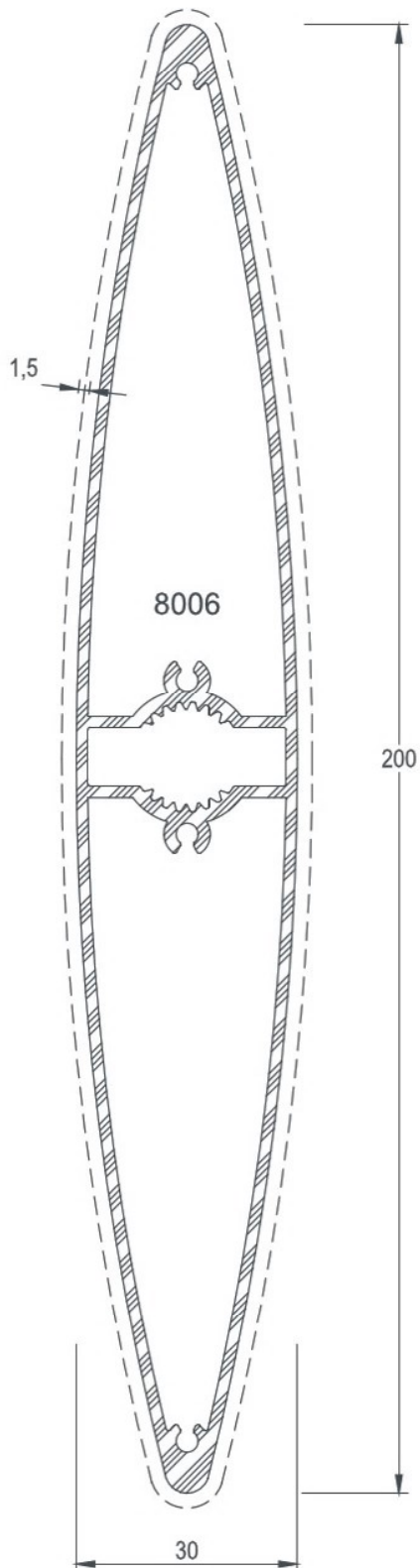


COD Code	AGIRLIK (kg/m) Weight	Jxx cm ⁴	Jyy cm ⁴	Wxx cm ³	Wyy cm ³	L m
8003	0,791	13,90	1,04	3,47	1,04	6
8004	0,949	27,40	1,24	5,48	1,24	6
8005	1,012	32,25	1,04	5,37	1,04	6



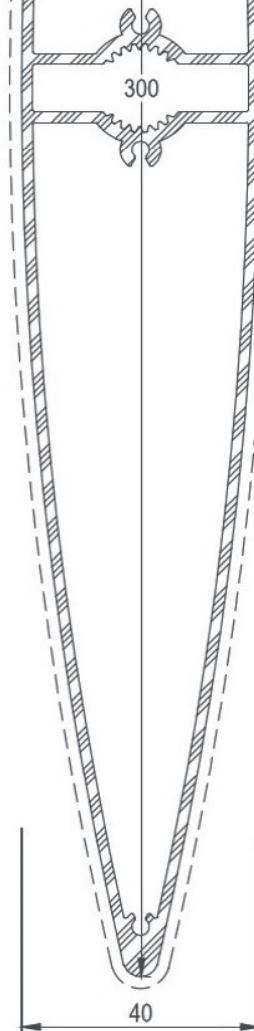


COD Code	AGIRLIK (kg/m) Weight	Jxx cm ⁴	Jyy cm ⁴	Wxx cm ³	Wyy cm ³	L m
8006	2,148	248,70	7,60	24,67	5,06	6
8007	2,295	378,12	9,65	31,50	6,02	6



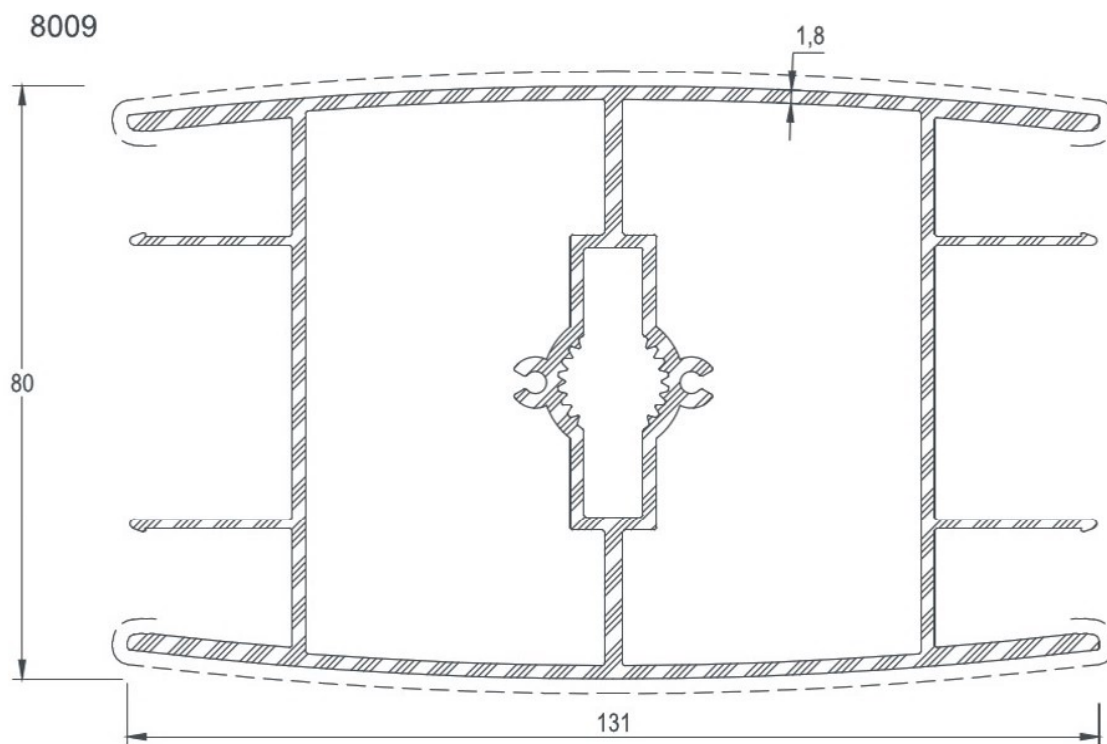
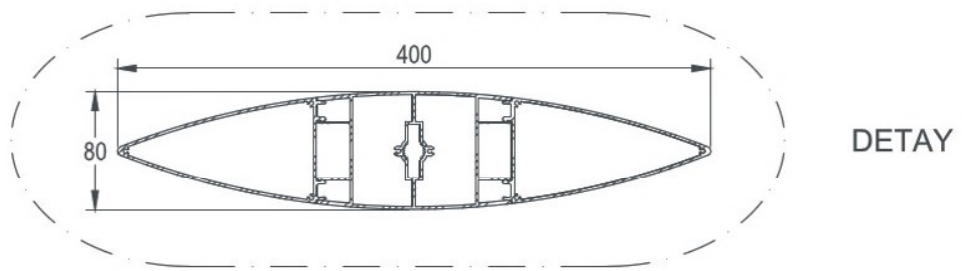
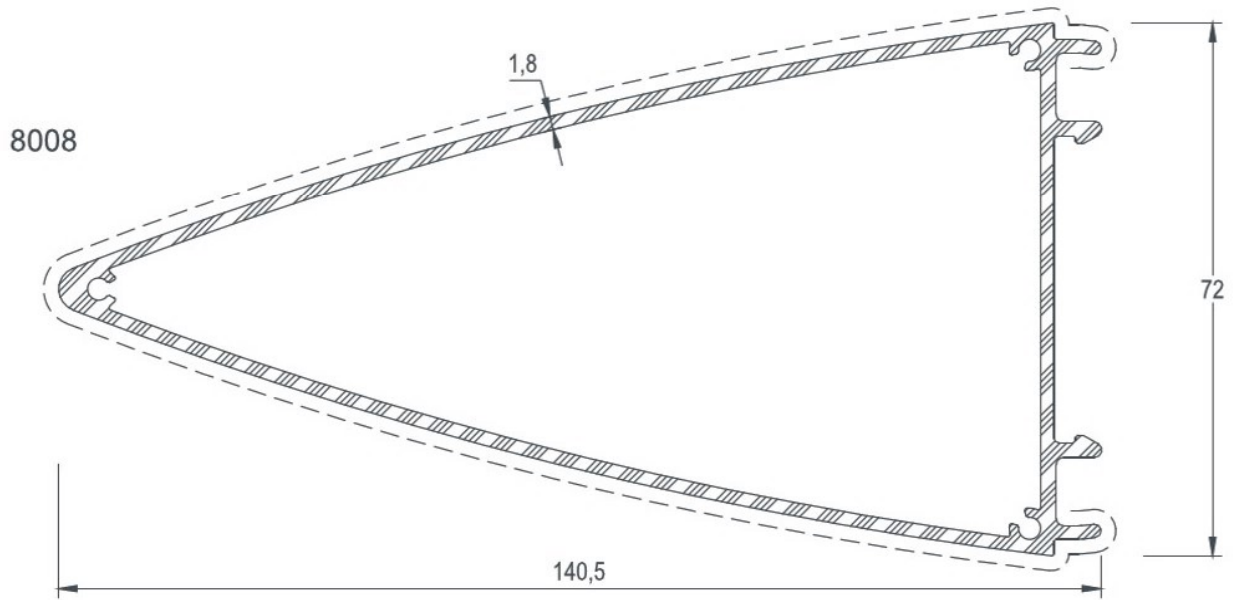
8007

1,8



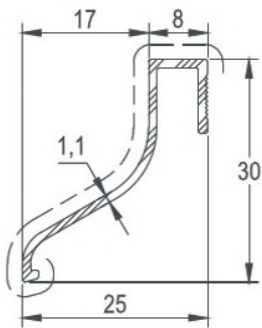


COD Code	AGIRLIK (kg/m) Weight	Jxx cm ⁴	Jyy cm ⁴	Wxx cm ³	Wyy cm ³	L m
8008	1,910	147,30	37,04	17,58	10,30	6
8009	3,300	165,01	101,14	25,20	25,28	6

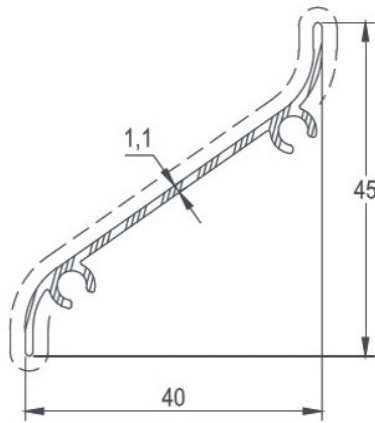


COD Code	AGIRLIK (kg/m) Weight	Jxx cm4	Jyy cm4	Wxx cm3	Wyy cm3	L m
8010	0,167	0,87	0,03	0,38	0,06	6
8011	0,245	2,91	0,03	0,98	0,05	6
8012	1,830	136,53	2,52	18,20	3,35	6
8013	0,470	13,95	0,13	3,21	0,18	6

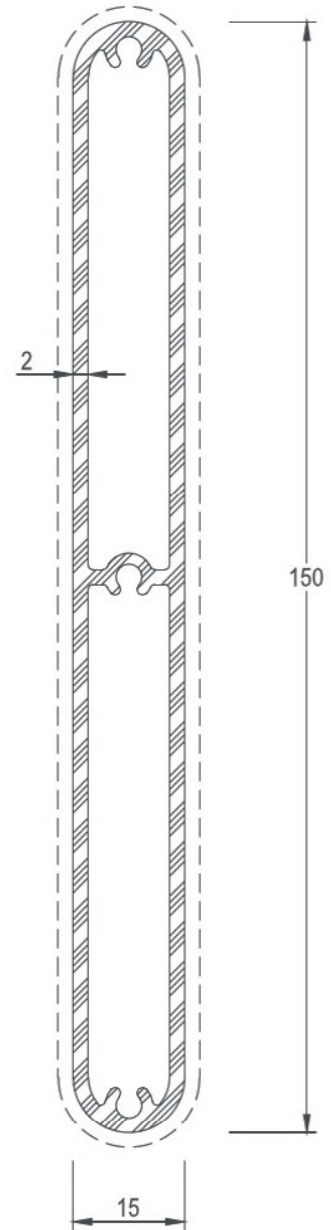
8010



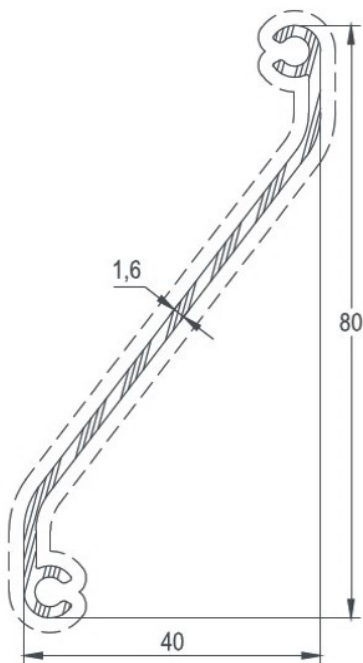
8011



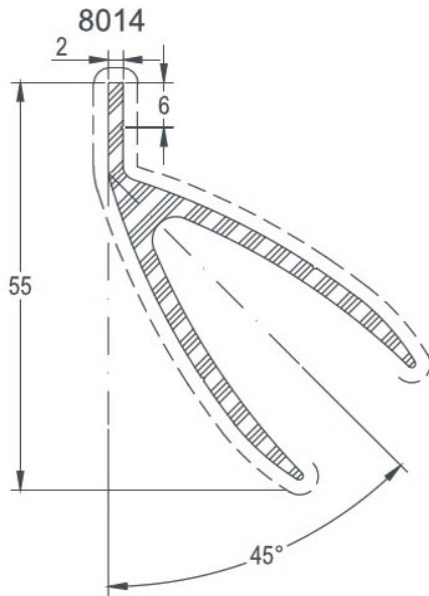
8012



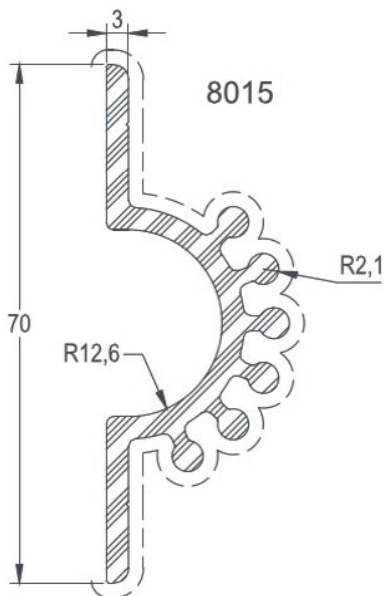
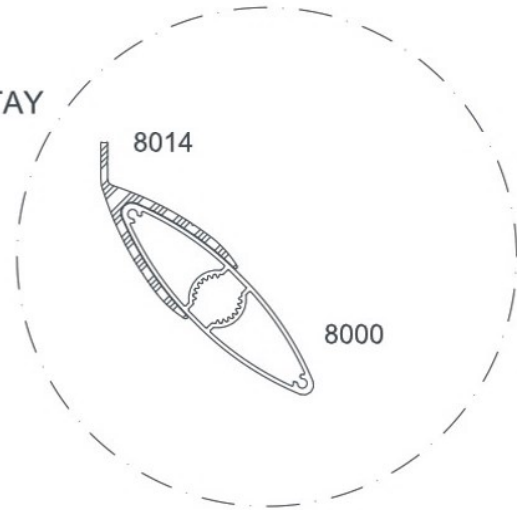
8013



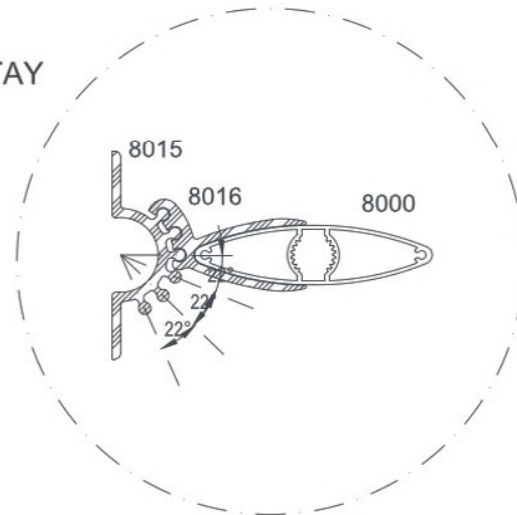
COD Code	AGIRLIK (kg/m) Weight	Jxx cm4	Jyy cm4	Wxx cm3	Wyy cm3	L m
8014	0,701	5,32	1,47	1,82	1,11	6
8015	1,014	10,62	2,11	2,96	1,43	6
8016	0,847	6,61	1,90	2,00	1,07	6



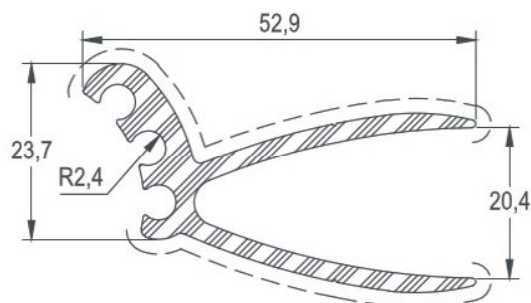
DETAY



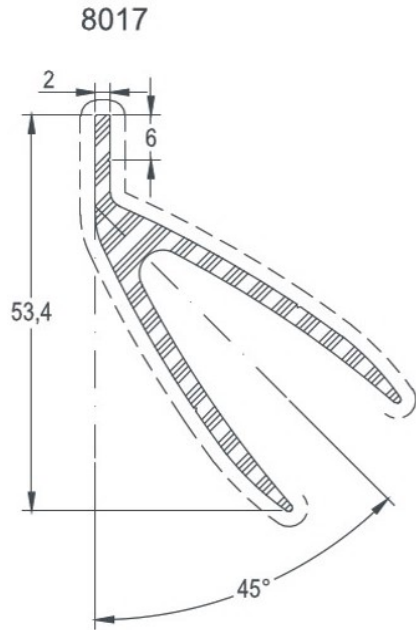
DETAY



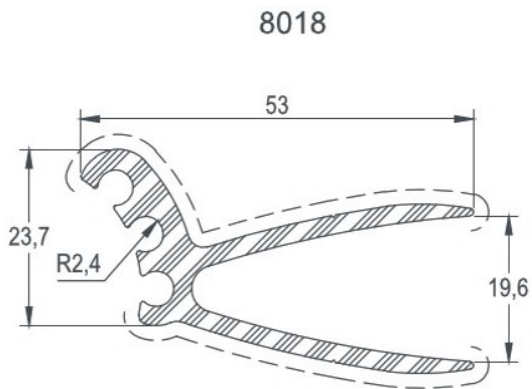
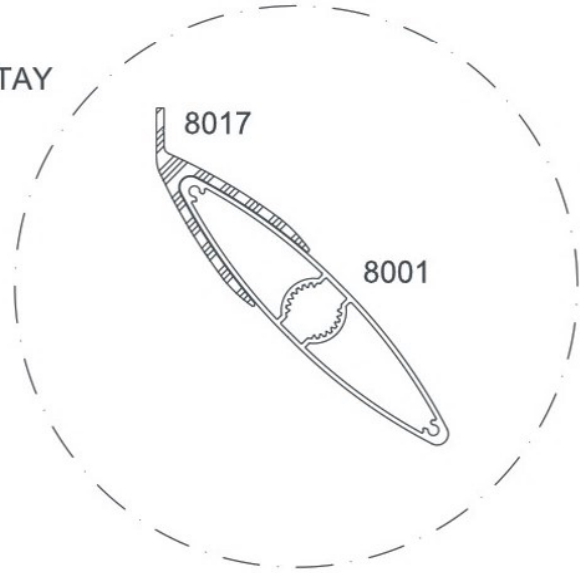
8016



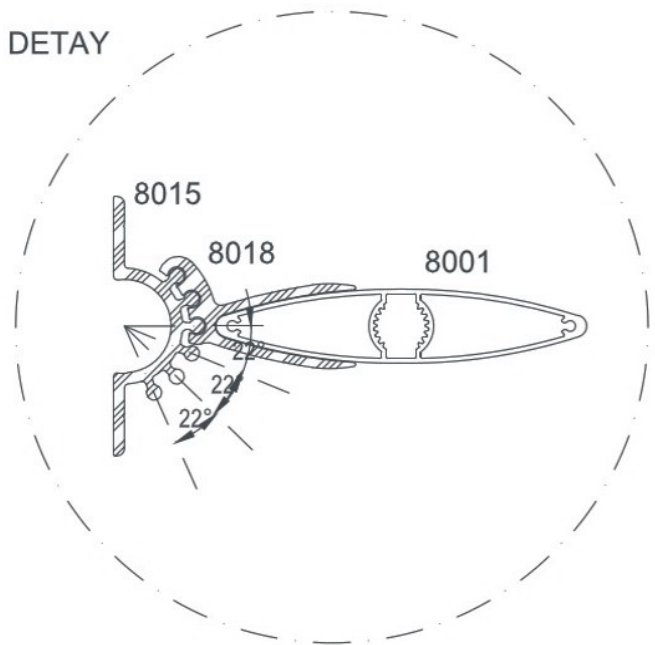
COD Code	AGIRLIK (kg/m) Weight	Jxx cm ⁴	Jyy cm ⁴	Wxx cm ³	Wyy cm ³	L m
8017	0,722	5,53	1,30	1,91	1,03	6
8018	0,847	6,60	1,73	2,00	1,01	6



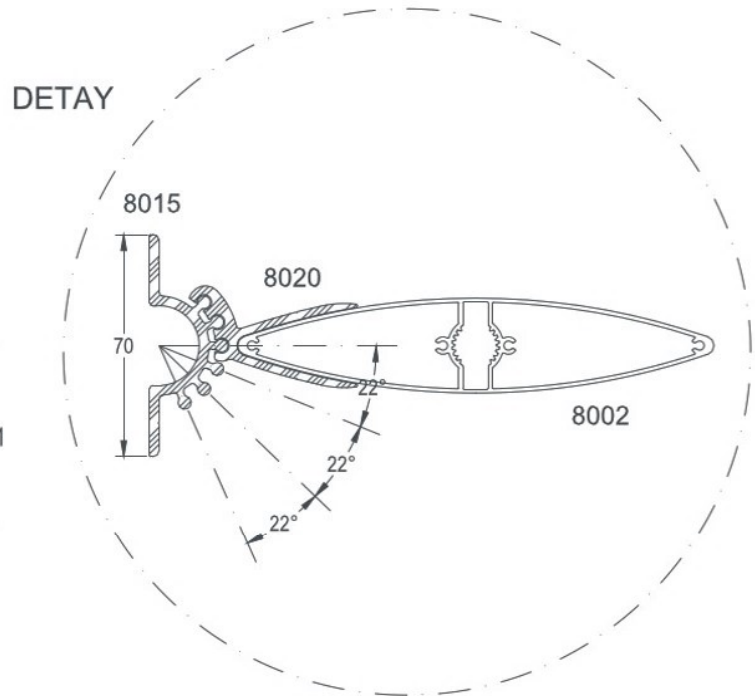
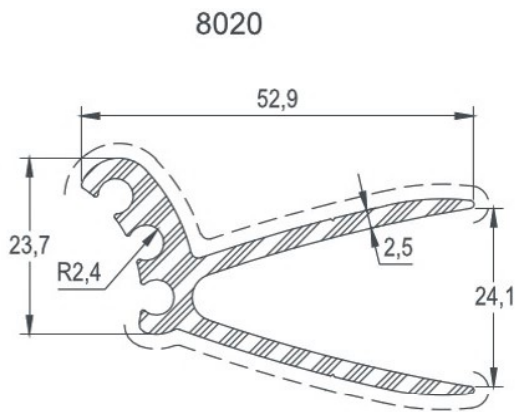
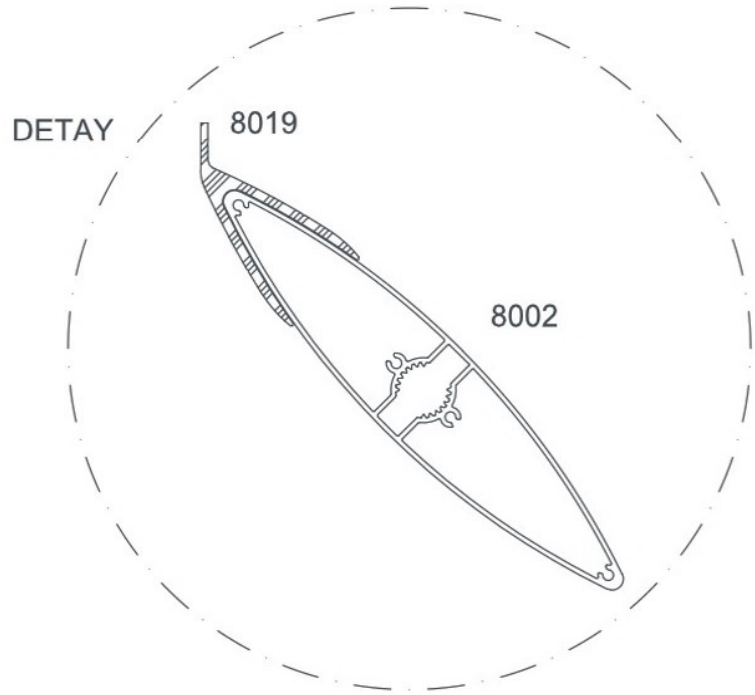
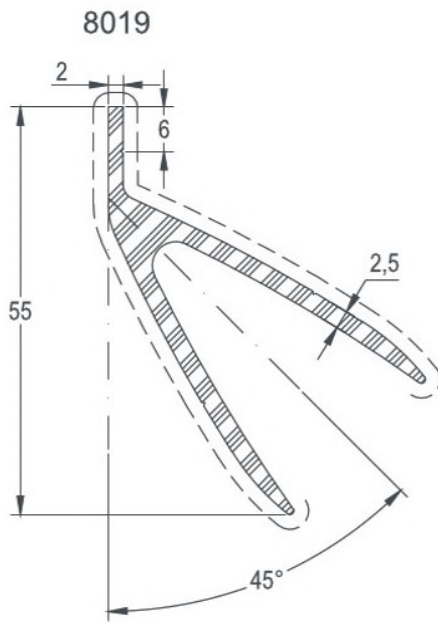
DETAY



DETAY



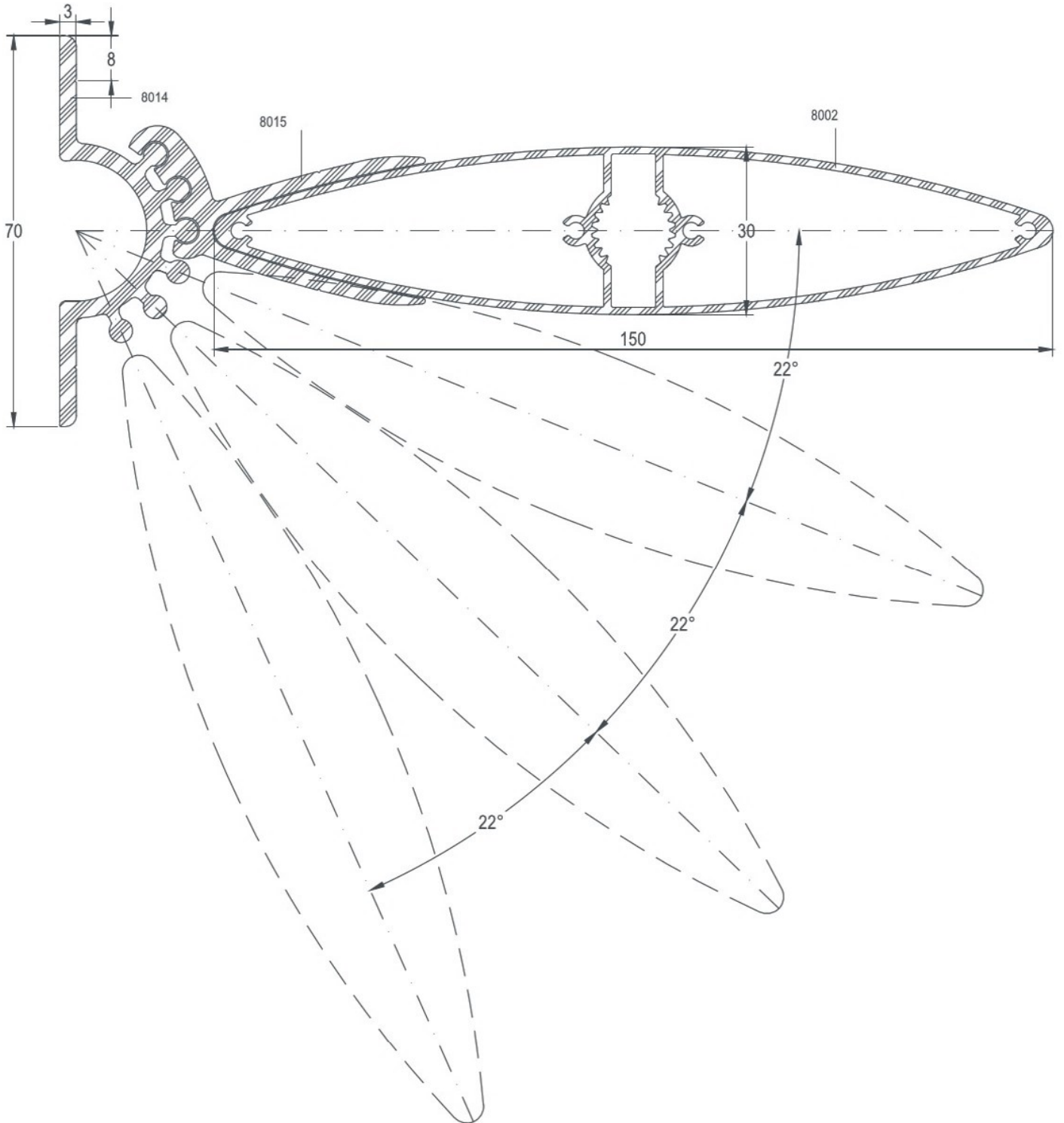
COD Code	AGIRLIK (kg/m) Weight	J _{xx} cm ⁴	J _{yy} cm ⁴	W _{xx} cm ³	W _{yy} cm ³	L m
8019	0,728	5,61	1,61	1,93	1,10	6
8020	0,854	6,75	2,02	2,02	1,04	6

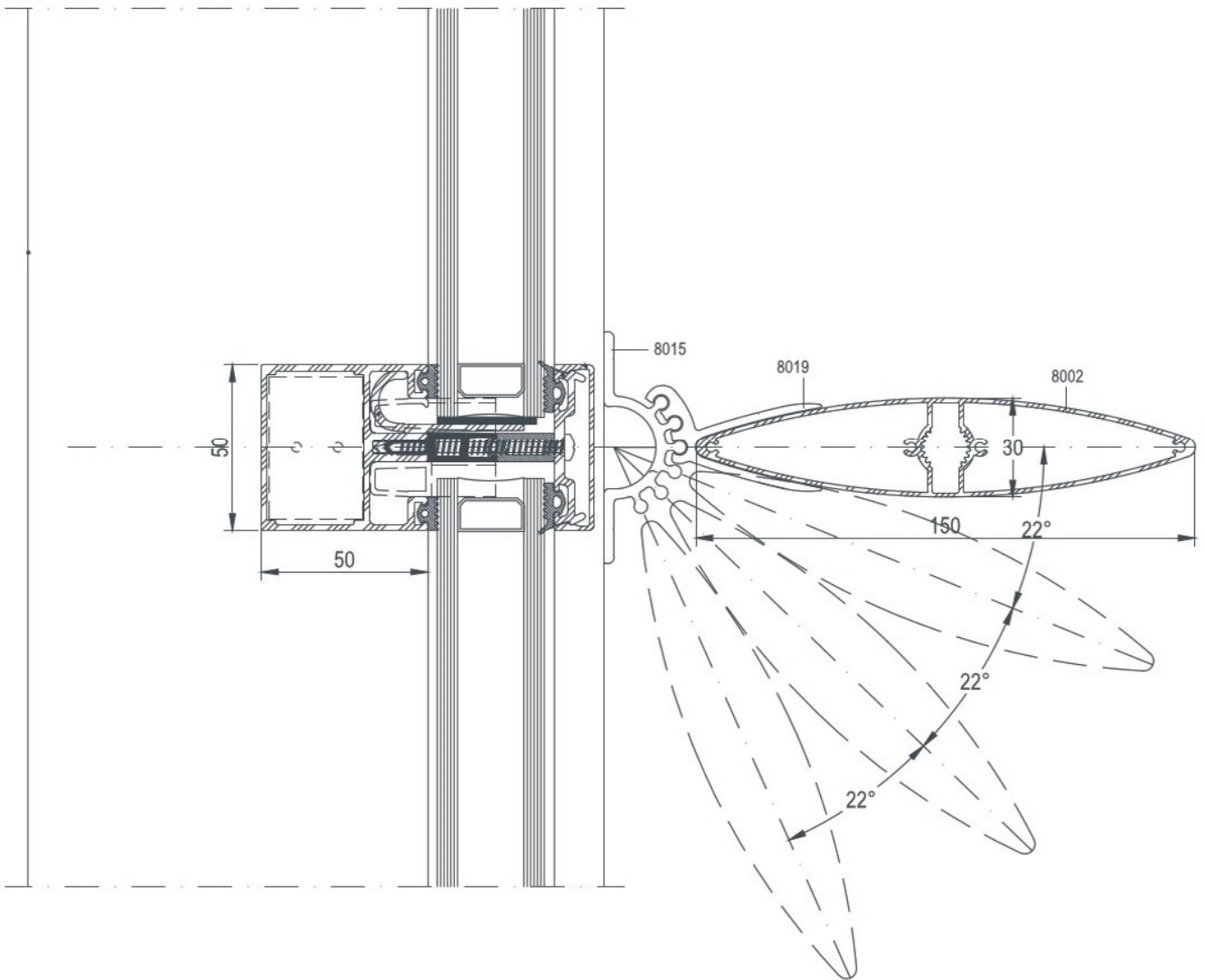
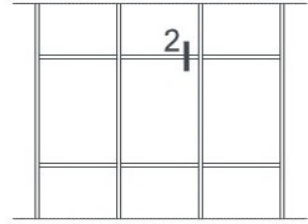


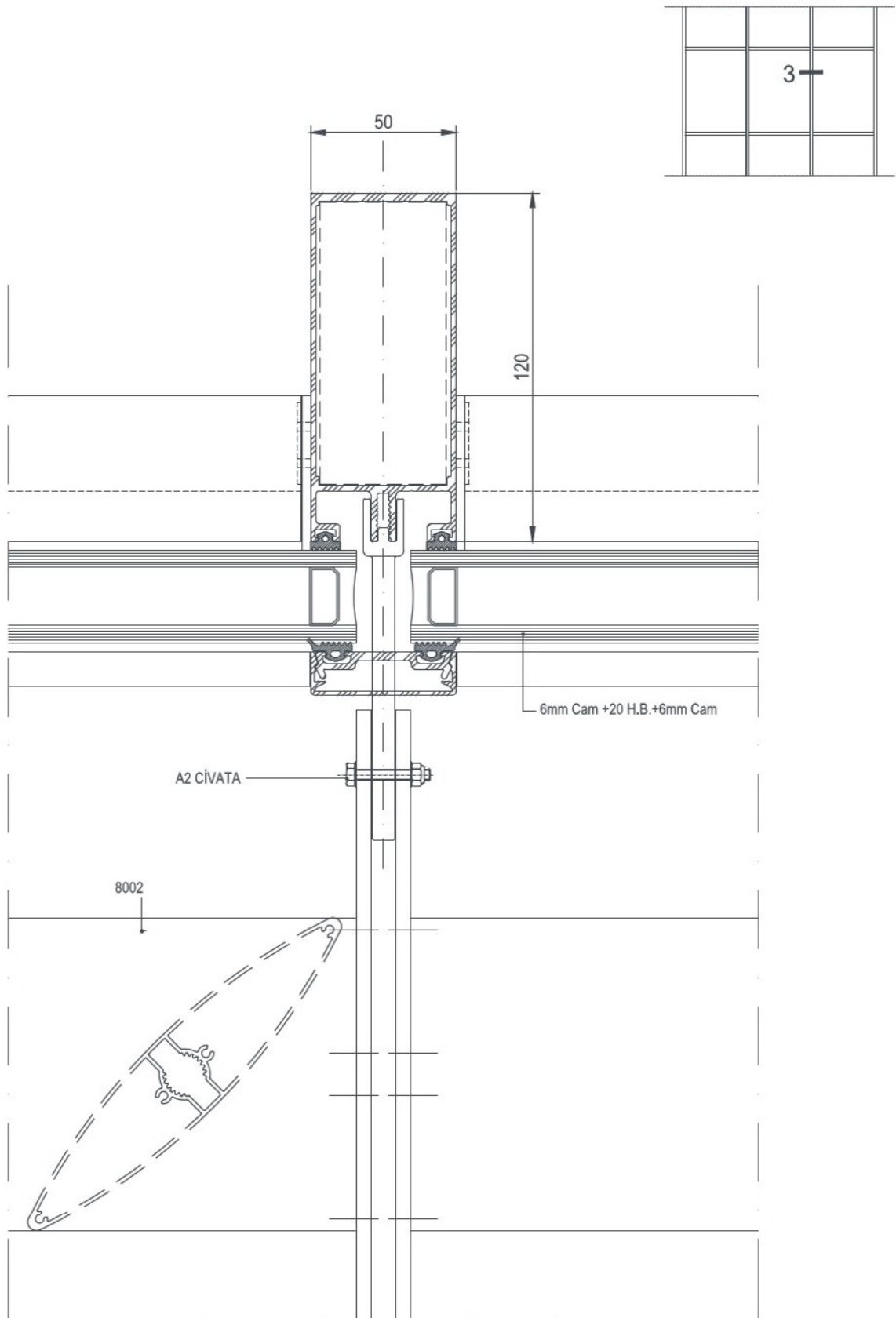


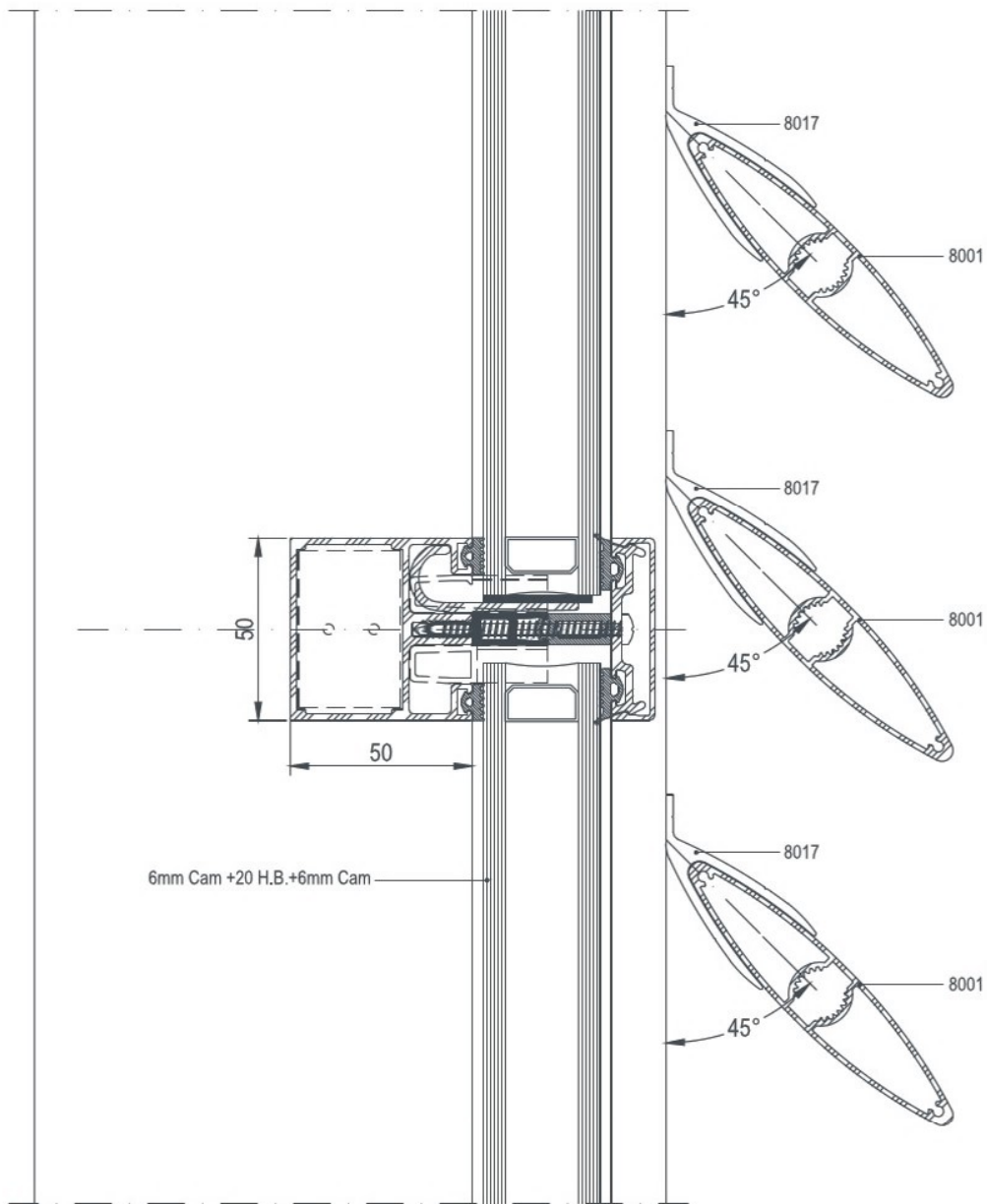
EN SOLAR

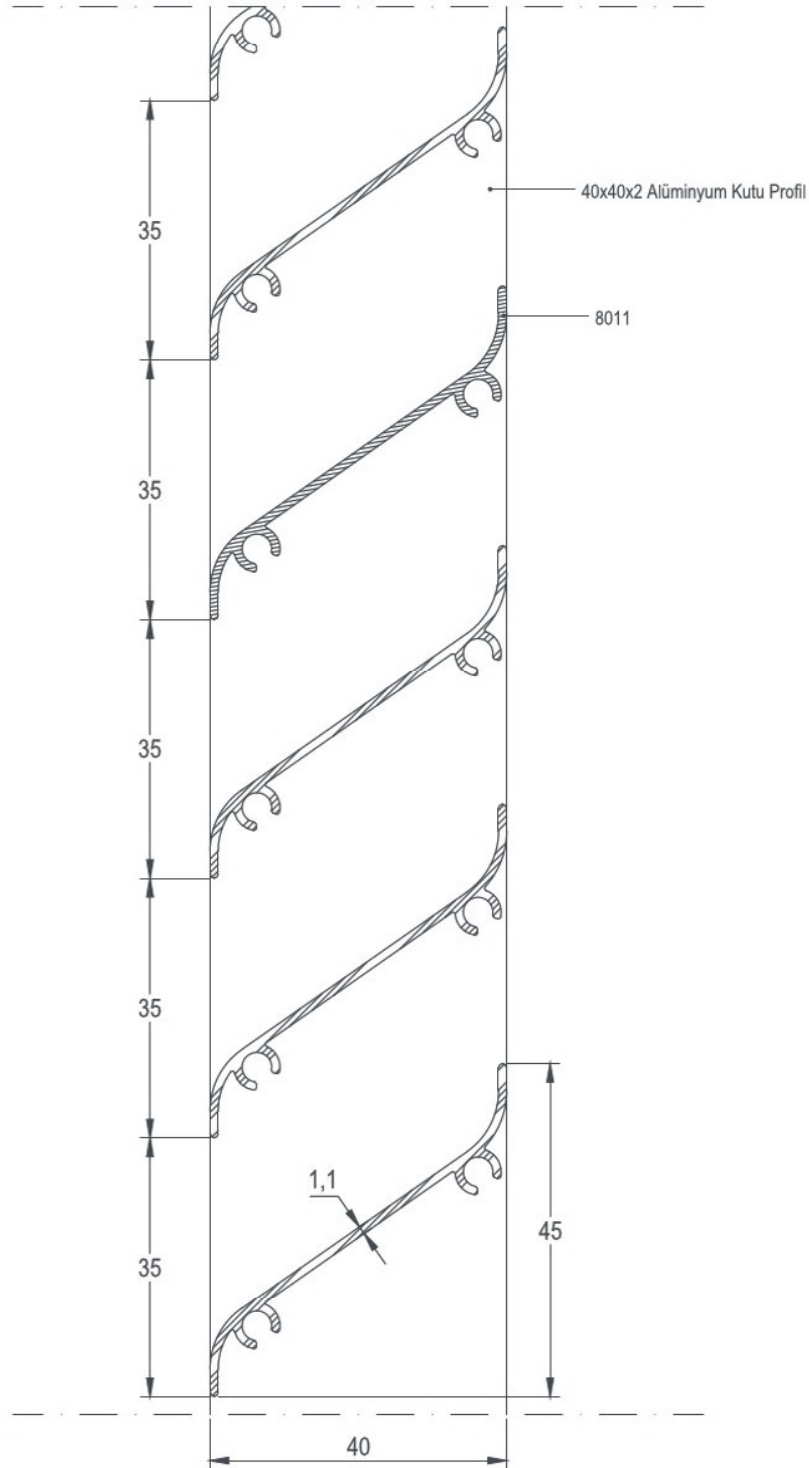

DETAYLAR
DETAILS









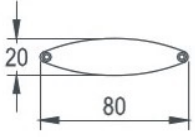

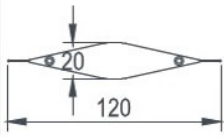

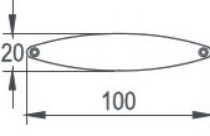

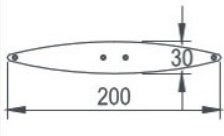

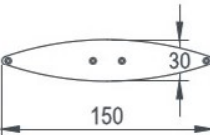

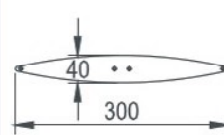

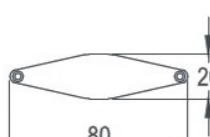

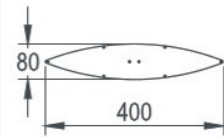

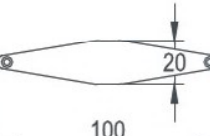





EN SOLAR


AKSESUARLAR

ACCESSORIES

	<p>E-14-001 Aluminyum Kapak Aluminium Cap (8000 için)</p>			<p>E-14-006 Aluminyum Kapak Aluminium Cap (8005 için)</p>	
	<p>E-14-002 Aluminyum Kapak Aluminium Cap (8001 için)</p>			<p>E-14-007 Aluminyum Kapak Aluminium Cap (8006 için)</p>	
	<p>E-14-003 Aluminyum Kapak Aluminium Cap (8002 için)</p>			<p>E-14-008 Aluminyum Kapak Aluminium Cap (8007 için)</p>	
	<p>E-14-004 Aluminyum Kapak Aluminium Cap (8003 için)</p>			<p>E-14-009 Aluminyum Kapak Aluminium Cap (8008-8009 için)</p>	
	<p>E-14-005 Aluminyum Kapak Aluminium Cap (8004 için)</p>				



ED 50



İÇ KAPI SİSTEMLERİ

INDOORS SYSTEMS



COD Code	PROFİL KESİTİ Profile View	PROFİL AÇIKLAMASI Profile Description	AGIRLIK (kg/m) Weight	Jxx cm4	Jyy cm4	Wxx cm3	Wyy cm3
8028		AHŞAP KASA PROFİLİ WOOD FRAME PROFILE	1,332	42,17	7,47	7,55	2,31
8027		ALÜMİNYUM KASA PROFİLİ ALUMINIUM FRAME PROFILE	1,219	38,91	5,67	6,85	2,13
8026		CAM KAPI KANAT PROFİLİ GLAZING SASH PROFILE	0,569	4,31	1,08	2,05	1,09
8029		KAPI KANAT PROFİLİ DOOR SASH PROFILE	1,350	42,50	17,17	7,27	4,56
8030		ETEK PROFİLİ KICK PROFILE	1,410	65,70	23,29	10,01	7,07
8023		PERVAZ PROFİLİ JAMP PROFILE	0,883	23,32	6,62	4,73	2,52
8022		PERVAZ PROFİLİ JAMP PROFILE	0,980	38,14	9,30	7,56	2,71
8024		PERVAZ PROFİLİ JAMP PROFILE	1,106	61,18	11,43	10,53	2,86
8025		PERVAZ PROFİLİ JAMP PROFILE	1,204	92,53	12,70	13,55	2,95
8021		PERVAZ PROFİLİ JAMP PROFILE	0,811	27,76	1,19	5,50	0,92
8031		ADAPTÖR PROFİLİ ADAPTER PROFILE	0,168	0,18	0,05	0,20	0,12



COD Code	PROFİL KESİTİ Profile View	PROFİL AÇIKLAMASI Profile Description	AGIRLIK (kg/m) Weight	Jxx cm4	Jyy cm4	Wxx cm3	Wyy cm3
4219		KÖŞE TAKOZ PROFİLİ CORNER JOINT	3,046	---	---	---	---
5129		KÖŞE TAKOZ PROFİLİ CORNER JOINT	4,618	---	---	---	---
5118		CAM ÇİTASI PROFİLİ GLASING BEAD	0,249	---	---	---	---
5119		CAM ÇİTASI PROFİLİ GLASING BEAD	0,251	---	---	---	---
5120		CAM ÇİTASI PROFİLİ GLASING BEAD	0,255	---	---	---	---
5121		CAM ÇİTASI PROFİLİ GLASING BEAD	0,260	---	---	---	---
5122		CAM ÇİTASI PROFİLİ GLASING BEAD	0,267	---	---	---	---
5123		CAM ÇİTASI PROFİLİ GLASING BEAD	0,274	---	---	---	---
5124		CAM ÇİTASI PROFİLİ GLASING BEAD	0,281	---	---	---	---
5125		CAM ÇİTASI PROFİLİ GLASING BEAD	0,92	---	---	---	---
5126		CAM ÇİTASI PROFİLİ GLASING BEAD	0,308	---	---	---	---



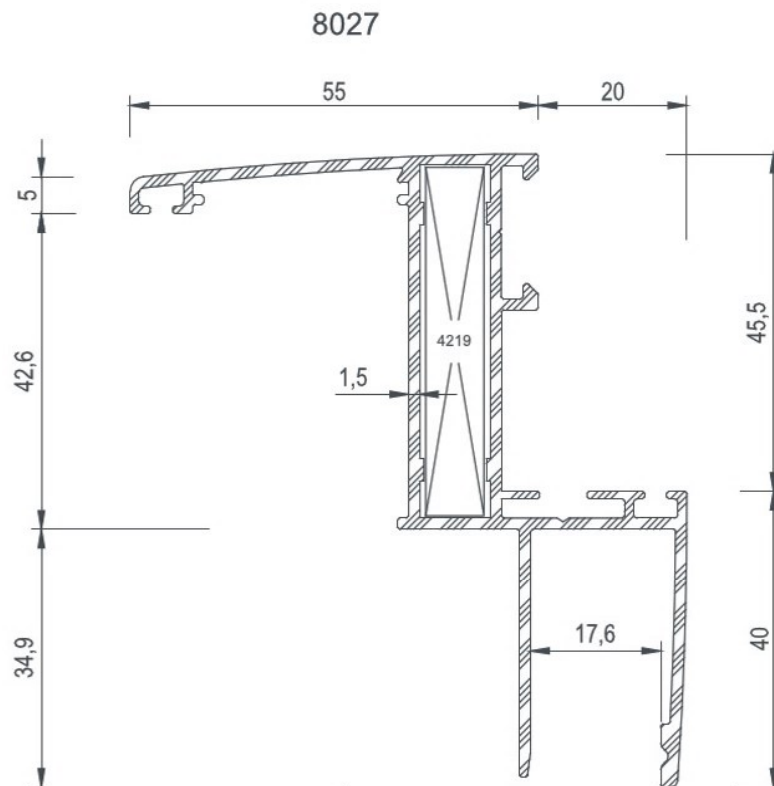
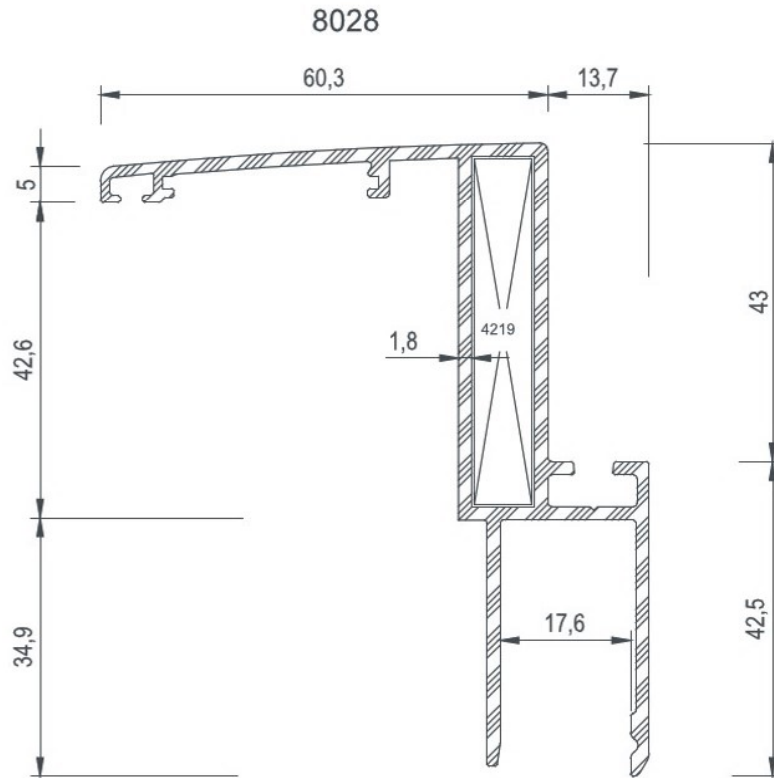
ED 50

PROFİLLER

PROFILES

iÇ KAPI SİSTEMLERİ
INDOORS SYSTEMS

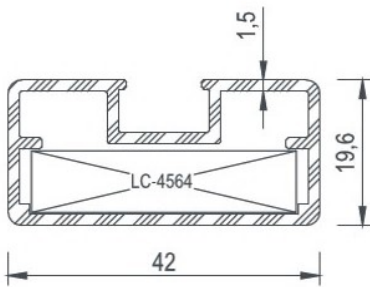
COD Code	AGIRLIK (kg/m) Weight	Jxx cm ⁴	Jyy cm ⁴	Jxx cm ³	Jyy cm ³	L m
8028	1,332	42,17	7,47	7,55	2,31	6
8027	1,219	38,91	5,67	6,85	2,13	6



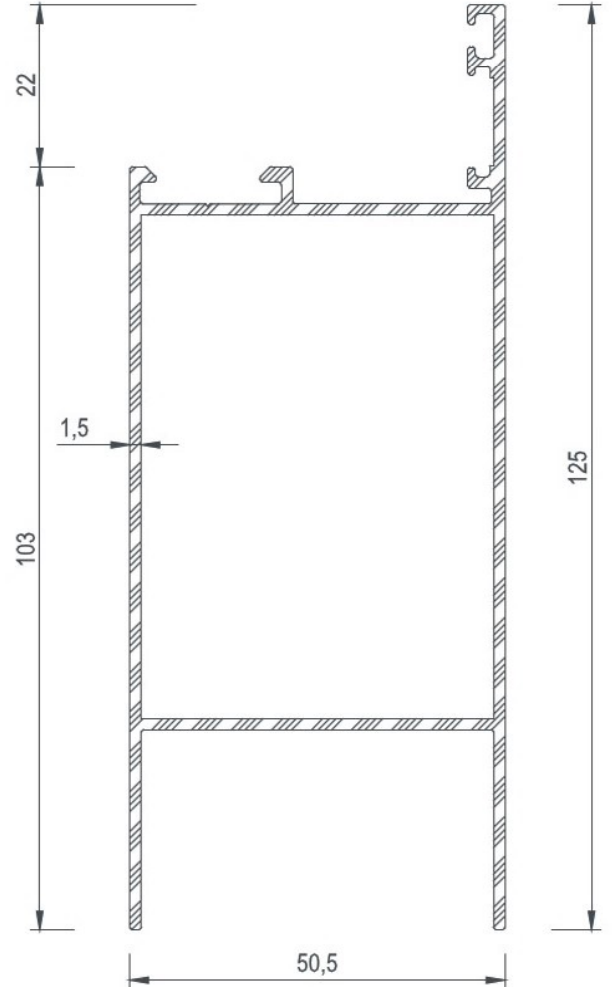


COD Code	AGIRLIK (kg/m) Weight	Jxx cm ⁴	Jyy cm ⁴	Jxx cm ³	Jyy cm ³	L m
8026	0,569	4,31	1,08	2,05	1,09	6
8029	1,350	42,50	17,17	7,27	4,56	6
8030	1,410	65,70	23,29	10,01	7,07	6
8031	0,168	0,18	0,05	0,20	0,12	6

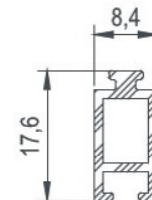
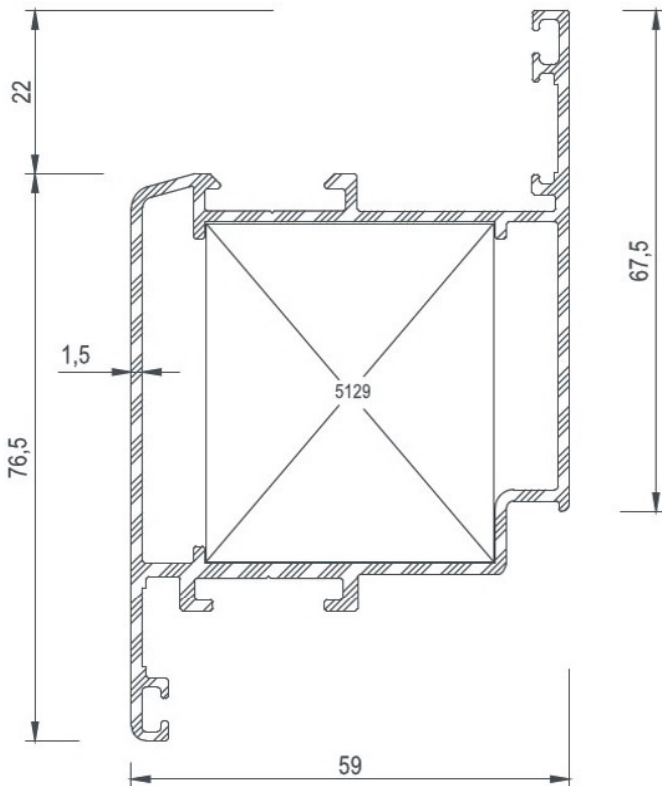
8026



8030



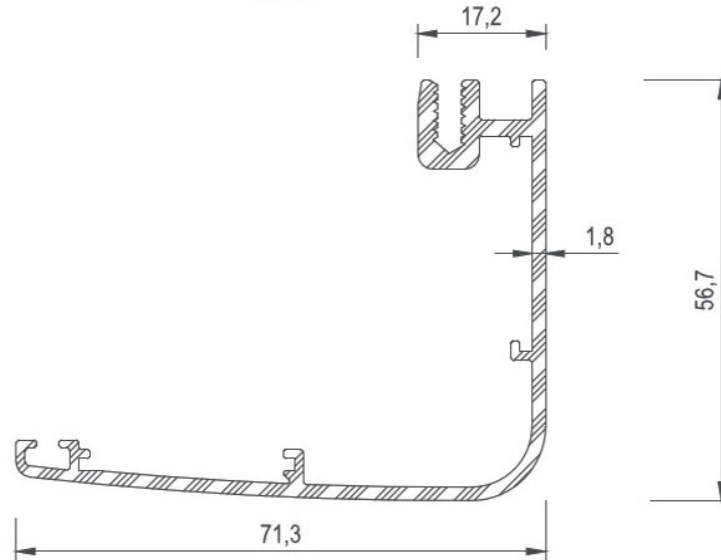
8029



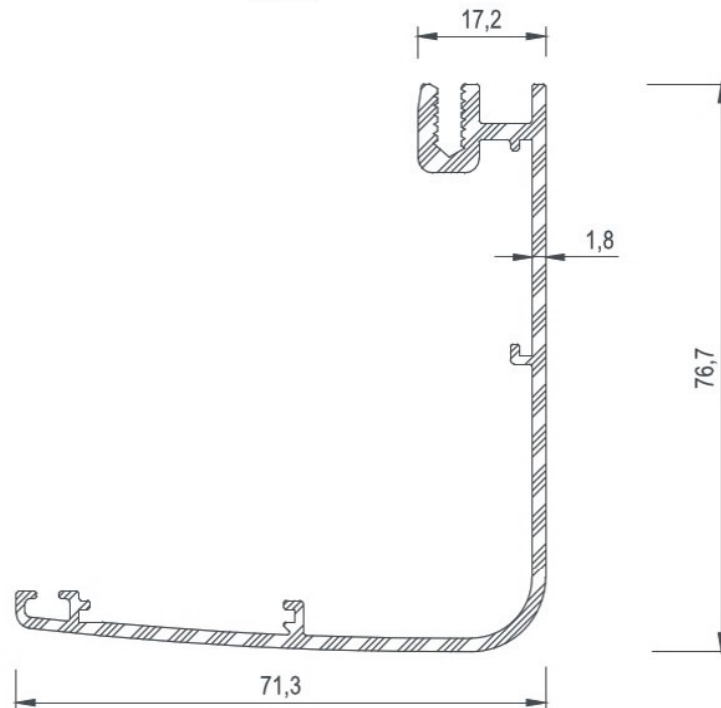
8031

COD Code	AGIRLIK (kg/m) Weight	Jxx cm ⁴	Jyy cm ⁴	Jxx cm ³	Jyy cm ³	L m
8023	0,883	23,32	6,62	4,73	2,52	6
8022	0,980	38,14	9,30	7,56	2,71	6

8023

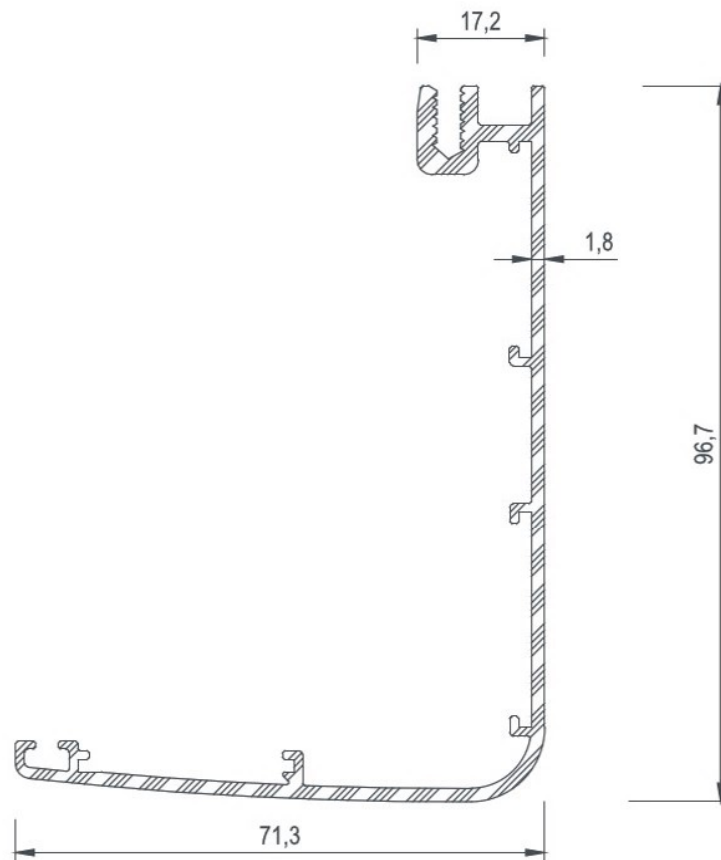


8022



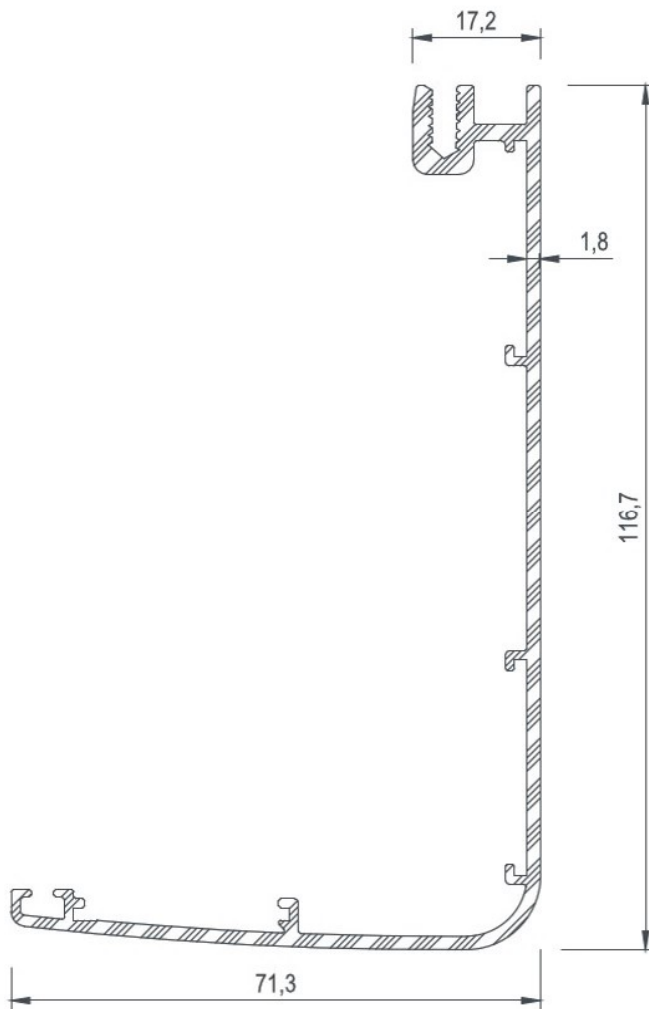
COD Code	AGIRLIK (kg/m) Weight	Jxx cm ⁴	Jyy cm ⁴	Jxx cm ³	Jyy cm ³	L m
8024	1,106	61,18	11,43	10,53	2,86	6

8024

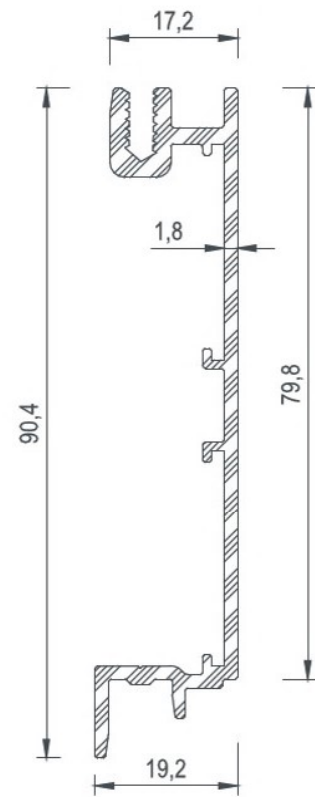


COD Code	AGIRLIK (kg/m) Weight	Jxx cm ⁴	Jyy cm ⁴	Jxx cm ³	Jyy cm ³	L m
8025	1,204	92,53	12,70	13,55	2,95	6
8021	0,811	27,76	1,19	5,50	0,92	6

8025

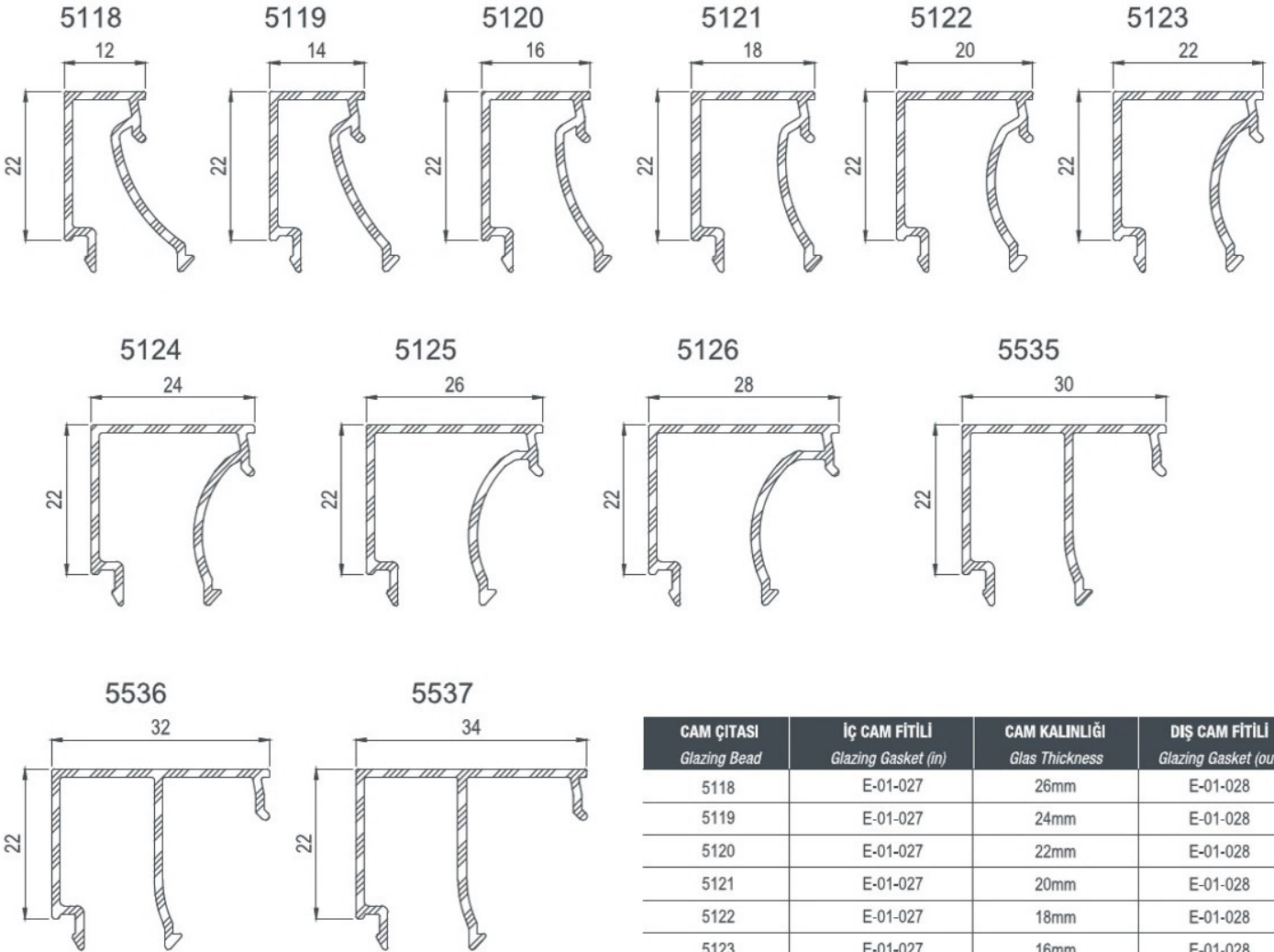


8021





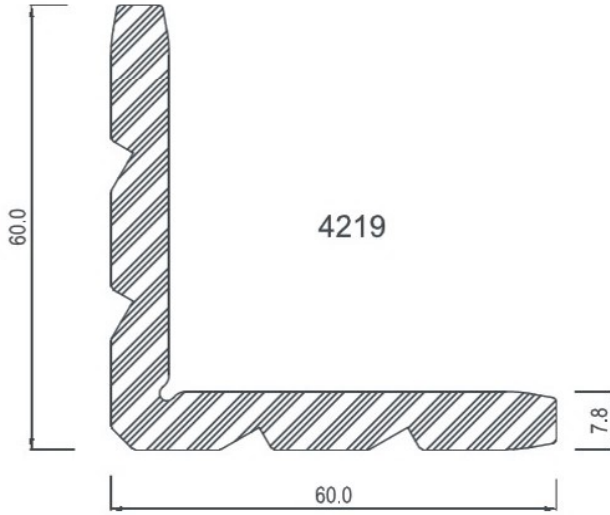
COD Code	AGIRLIK (kg/m) Weight	Jxx cm ⁴	Jyy cm ⁴	Jxx cm ³	Jyy cm ³	L m
5118	0,249	-----	-----	-----	-----	6
5119	0,251	-----	-----	-----	-----	6
5120	0,255	-----	-----	-----	-----	6
5121	0,260	-----	-----	-----	-----	6
5122	0,267	-----	-----	-----	-----	6
5123	0,274	-----	-----	-----	-----	6
5124	0,281	-----	-----	-----	-----	6
5125	0,292	-----	-----	-----	-----	6
5126	0,308	-----	-----	-----	-----	6
5535	0,305	-----	-----	-----	-----	6
5536	0,312	-----	-----	-----	-----	6
5537	0,318	-----	-----	-----	-----	6




CAM ÇİTASI Glazing Bead	İÇ CAM FİTİLİ Glazing Gasket (in)	CAM KALINLIĞI Glas Thickness	DIŞ CAM FİTİLİ Glazing Gasket (out)
5118	E-01-027	26mm	E-01-028
5119	E-01-027	24mm	E-01-028
5120	E-01-027	22mm	E-01-028
5121	E-01-027	20mm	E-01-028
5122	E-01-027	18mm	E-01-028
5123	E-01-027	16mm	E-01-028
5124	E-01-027	14mm	E-01-028
5125	E-01-027	12mm	E-01-028
5126	E-01-027	10mm	E-01-028
5535	E-01-027	8mm	E-01-028
5536	E-01-027	6mm	E-01-028
5537	E-01-027	4mm	E-01-028



COD Code	AGIRLIK (kg/m) Weight	Jxx cm4	Jyy cm4	Jxx cm3	Jyy cm3	L m
00 C 13	2,212	---	---	---	---	6

**KÖŞE TAKOZLARI / Corner Cleats**

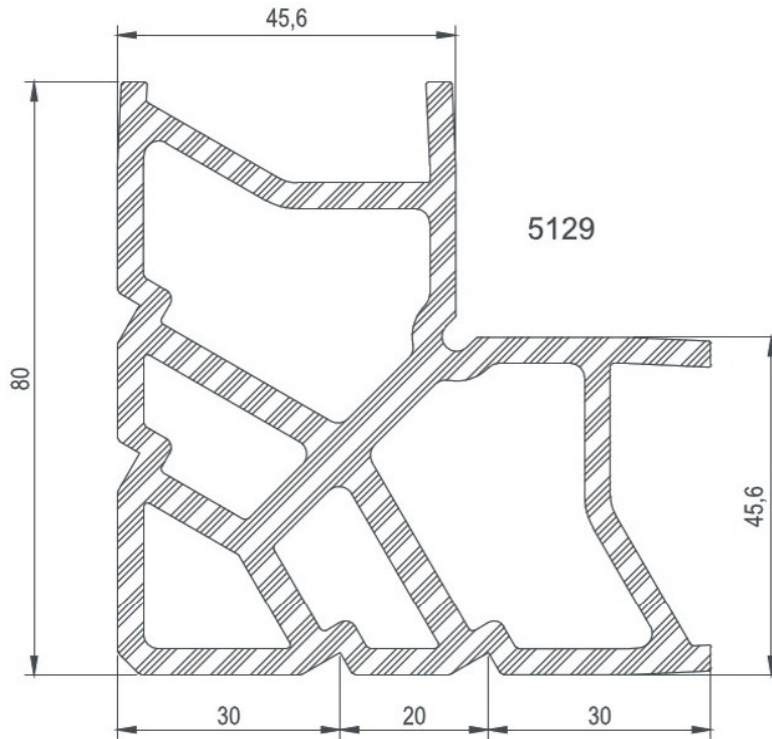
Nr	 L m	AKS. KODU Acs. Code	KESİM ÖLÇÜSÜ Cutting Size
8028	4219	4219-46,7	46,7 mm
8027	4219	4219-47	47 mm




KOD	ADET	GENİŞLİK	YÜKSEKLİK
LC-4564	250	35.8	8.3



COD Code	AGIRLIK (kg/m) Weight	Jxx cm ⁴	Jyy cm ⁴	Jxx cm ³	Jyy cm ³	L m
5129	4,620	---	---	---	---	6



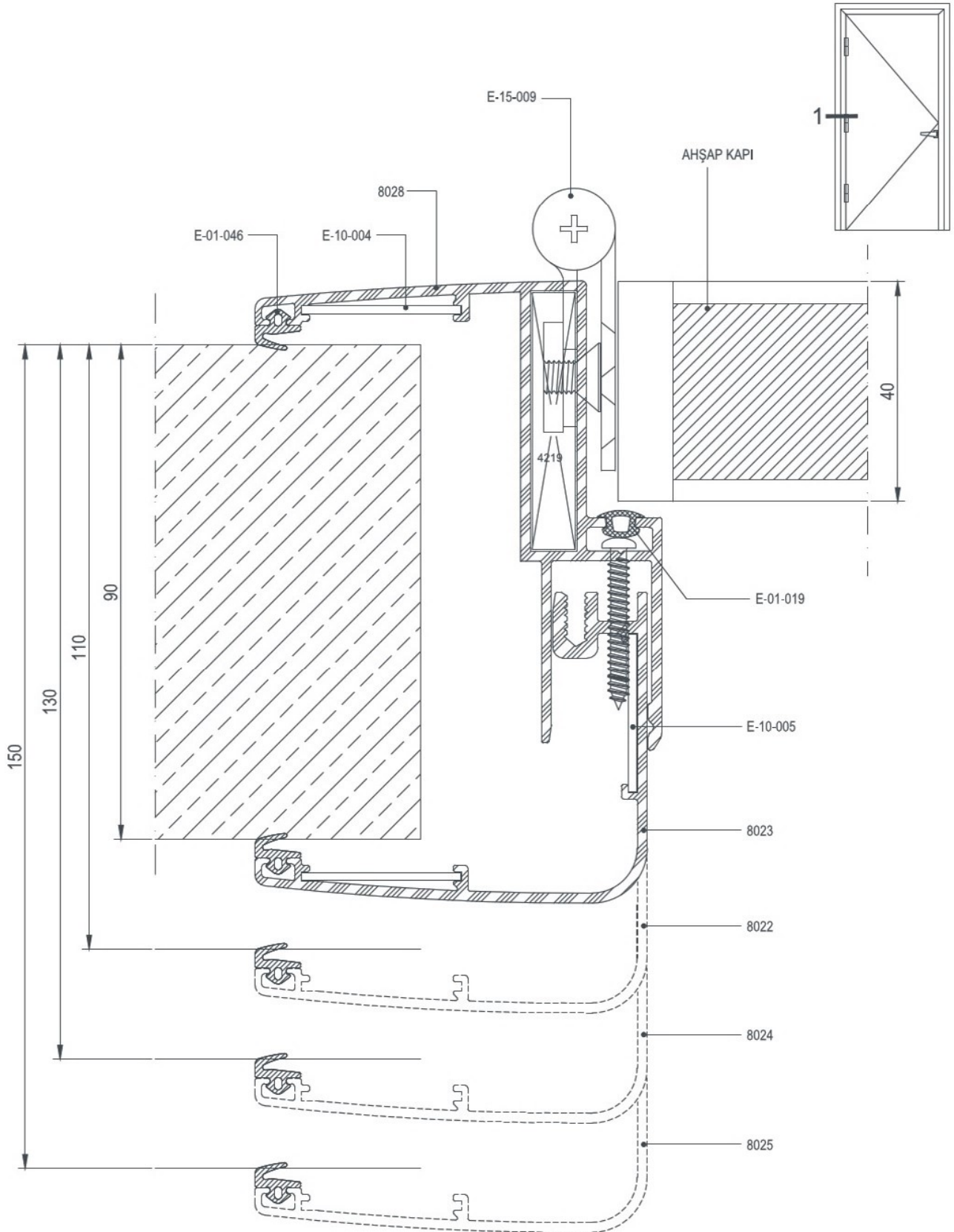
KÖŞE TAKOZLARI / Corner Cleats

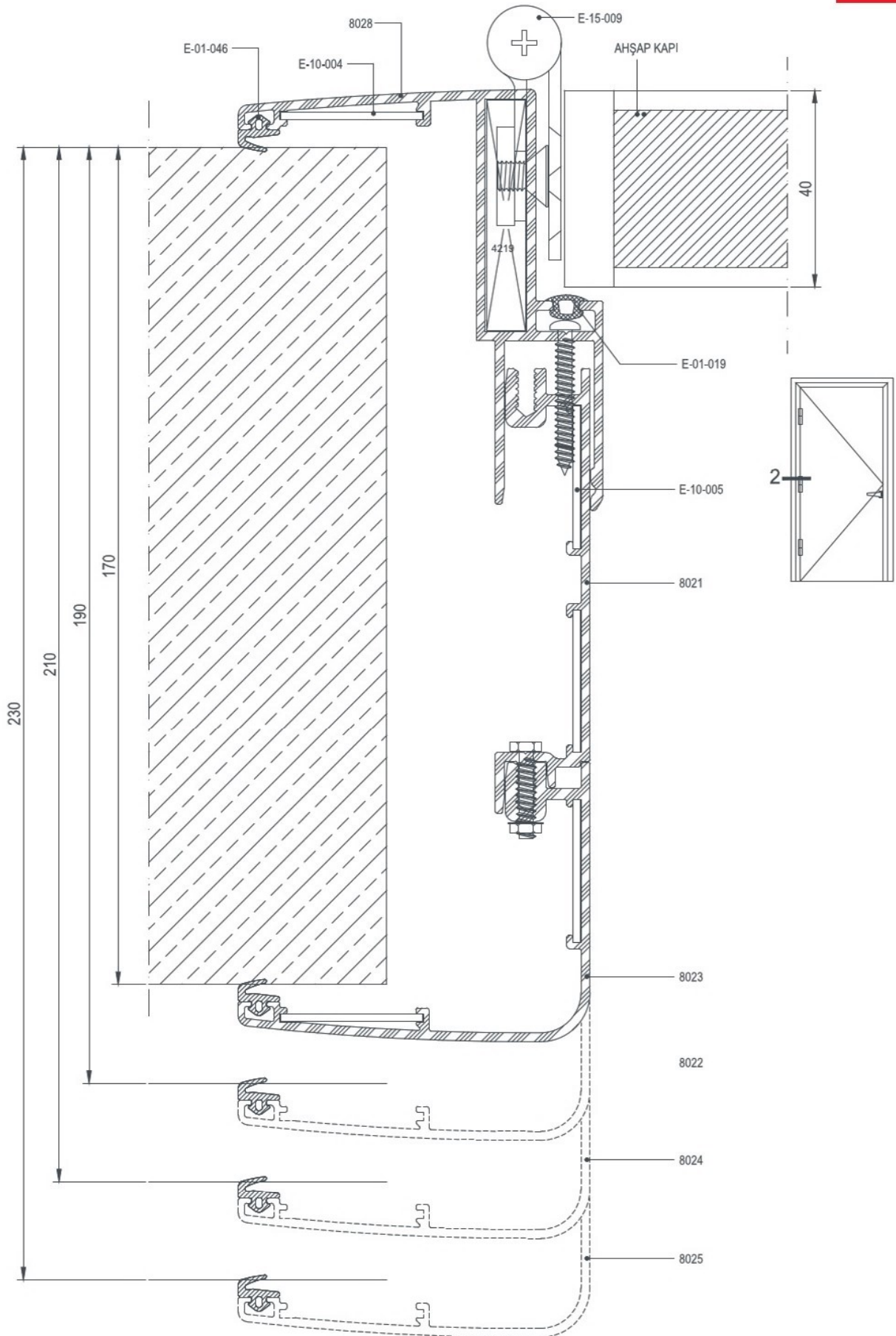
Nr	 L m	AKS. KODU Acs. Code	KESİM ÖLÇÜSÜ Cutting Size
8029	5129	5129-38,7	38,7 mm

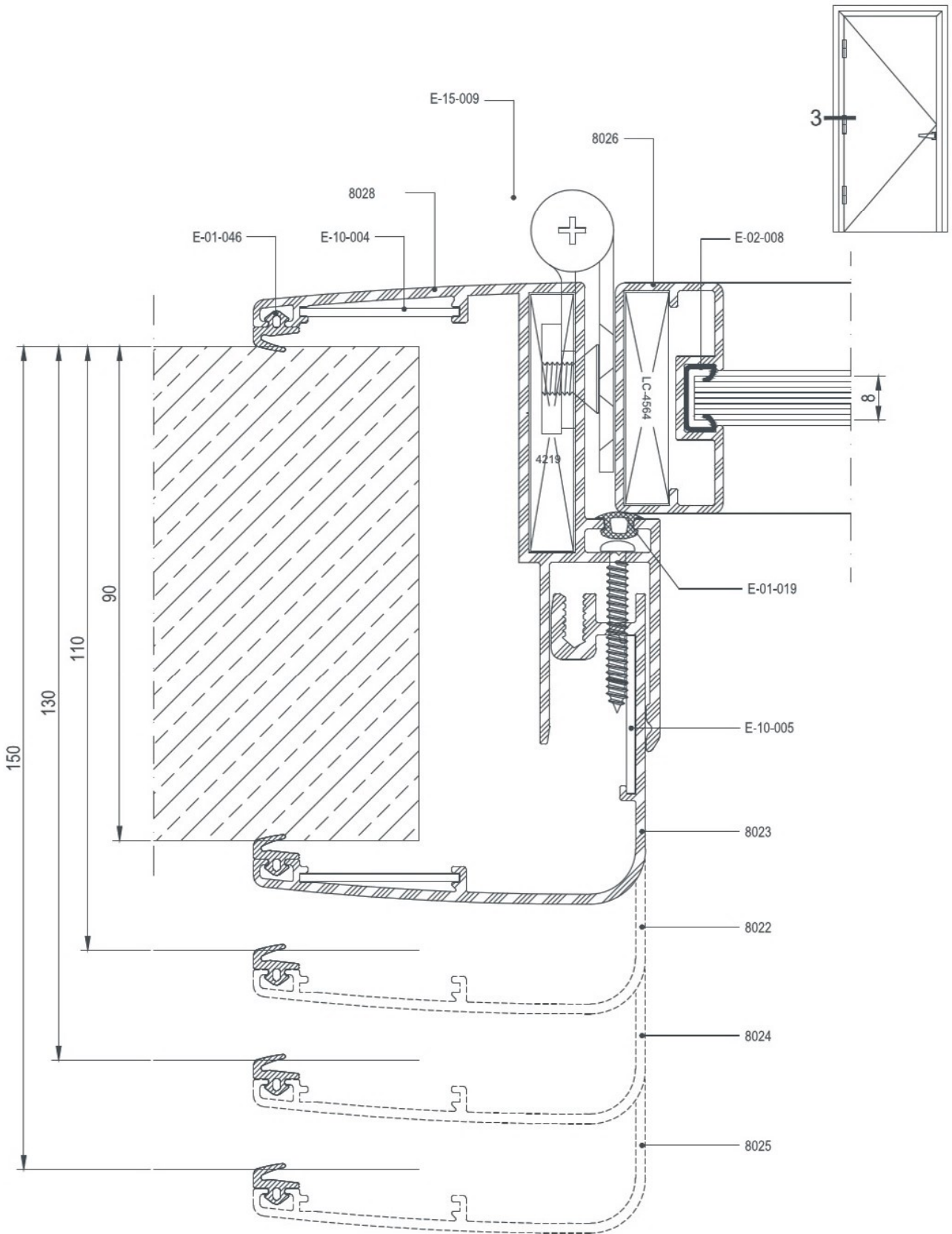


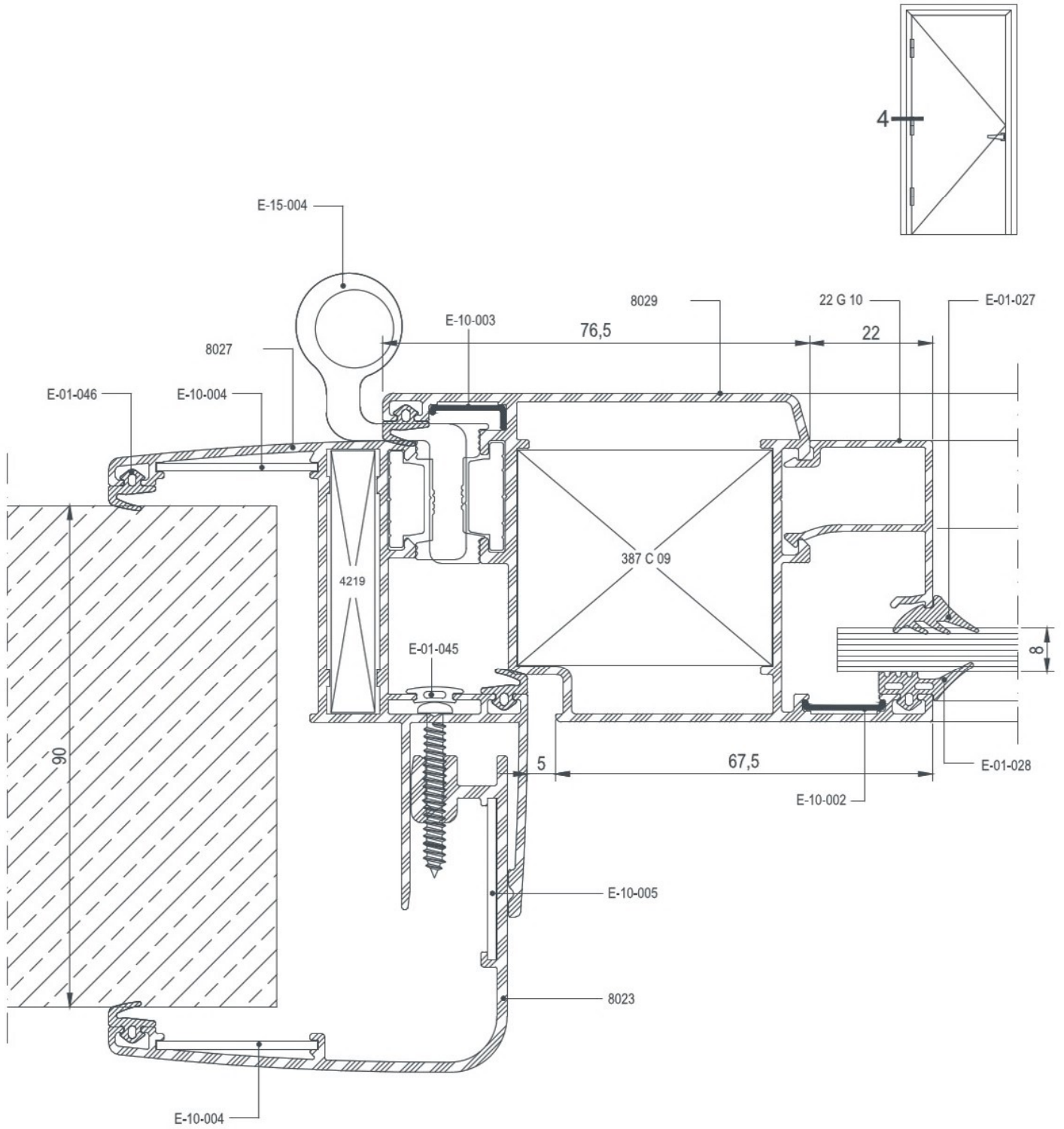
ED 50

DETAYLAR
DETAILS








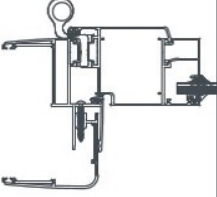

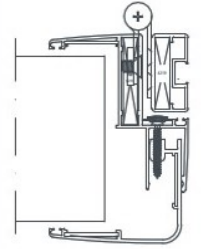

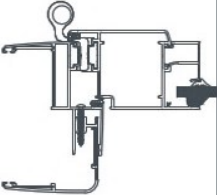
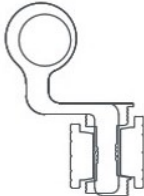
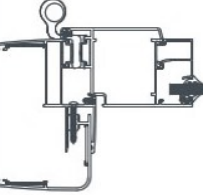

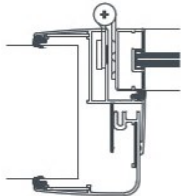

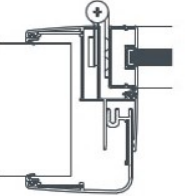

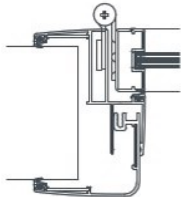
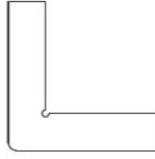
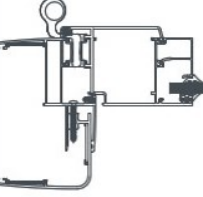

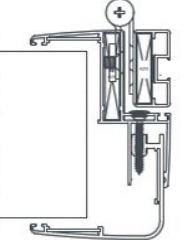
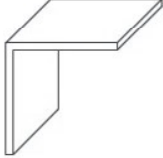
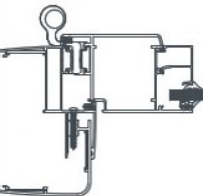





ED 50

AKSESUARLAR
ACCESSORIES



	<p>E-01-001 3mm iç cam fitili 3mm gasket 45 gr/mt</p>			<p>E-01-045 Kapama Fitili Acoustical Gasket 32 gr/mt</p>	
	<p>E-01-028 Dış cam fitili outside gasket 60 gr/mt</p>			<p>E-15-004 Kapı Menteşesi Door Hinge</p>	
	<p>E-01-046 Dış Bini Fitili Acoustical Gasket 32 gr/mt</p>			<p>E-15-009 Kapı Menteşesi Door Hinges</p>	
	<p>E-02-008 Pvc Cam Tutucu (8 MM) Pvc Glazing Beat</p>			<p>E-10-004 Köşe Çavuşu Corner Piece</p>	
	<p>E-01-019 Kapama Fitili Acoustical Gasket 24 gr/mt</p>			<p>E-10-005 Köşe Çavuşu Corner Piece</p>	



KATLANIR KAPI SİSTEMLERİ

FOLDING DOOR SYSTEMS



EK 50



COD Code	PROFİL KESİTİ Profile View	PROFİL AÇIKLAMASI Profile Description	AGIRLIK (kg/m) Weight	Jxx cm4	Jyy cm4	Wxx cm3	Wyy cm3
5600		ÜST RAY PROFİLİ UPPER DRIVER PROFILE	1,784	31,07	18,70	6,54	5,43
5601		YAN KASA PROFİLİ VERTİKAL FRAME PROFILE	1,094	17,53	5,68	5,02	2,25
5602		KANAT PROFİLİ SASH PROFILE	1,217	25,00	13,71	5,07	3,92
5603		ALT ' U ' PROFİLİ (İÇ) LOWER FRAME PROFILE (IN)	0,431	5,06	0,68	1,40	0,57
5604		PERVAZ PROFİLİ JAMP PROFILE	0,306	3,65	0,10	1,27	0,10
5605		ALT ' U ' PROFİLİ (DIŞ) LOWER FRAME PROFILE (OUT)	0,550	5,86	1,38	1,80	0,90
5606		ÇITA PROFİLİ GLAZING BEAD	0,221	---	---	---	---
5607		KANAT BİNİ PROFİLİ SASH PROFILE	0,198	---	---	---	---
5608		KANAT FİTİL PROFİLİ SASH BRUSH PROFILE	0,172	---	---	---	---
5572		TİJ PROFİLİ SASH PROFILE	0,100	---	---	---	---
5555		KÖŞE TAKOZU CORNER JOINT	4,441	---	---	---	---

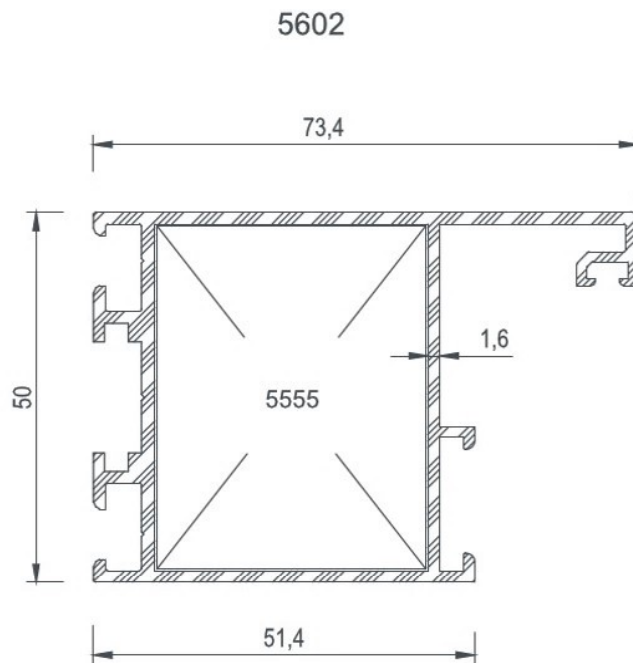
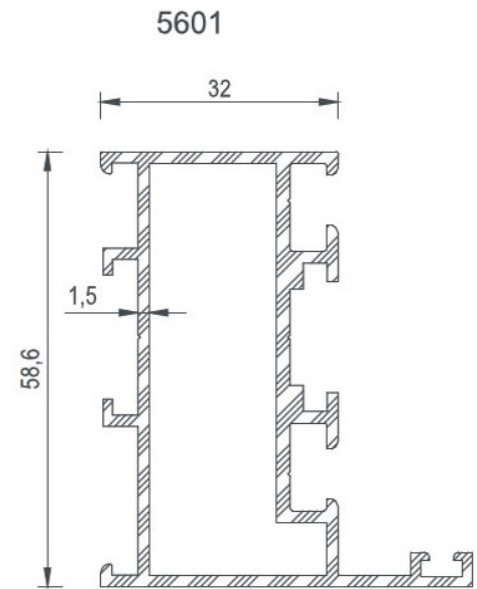
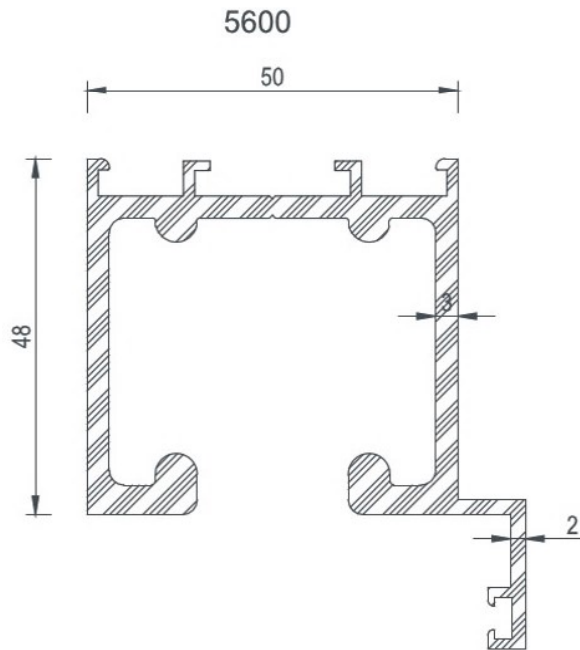


EK 50

PROFİLLER *PROFILES*

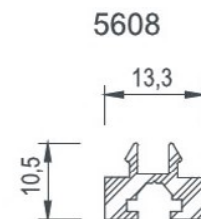
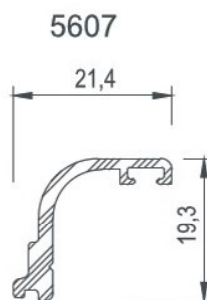
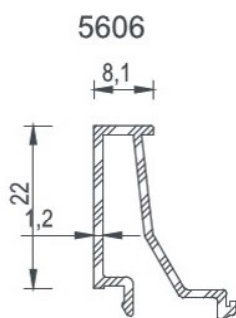
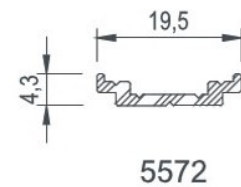
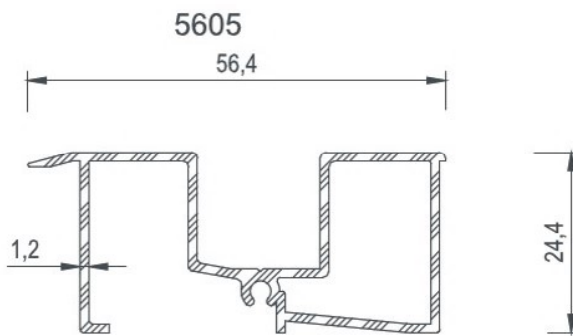
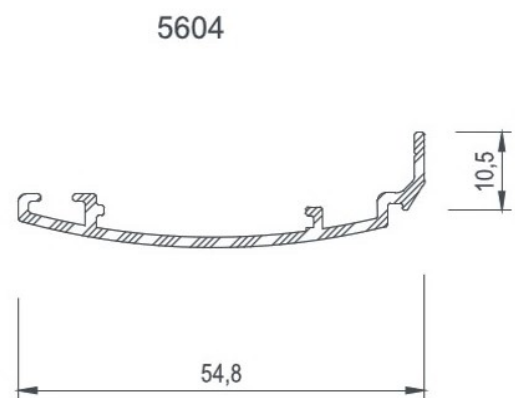
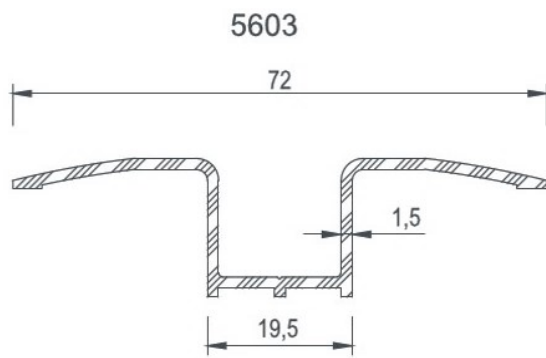
KATLANIR KAPI SİSTEMLERİ
FOLDING DOOR SYSTEMS

COD Code	AGIRLIK (kg/m) Weight	Jxx cm ⁴	Jyy cm ⁴	Jxx cm ³	Jyy cm ³	L m
5600	1,784	31,07	18,70	6,54	5,43	6
5601	1,094	17,53	5,68	5,02	2,25	6
5602	1,217	25,00	13,71	5,07	3,92	6



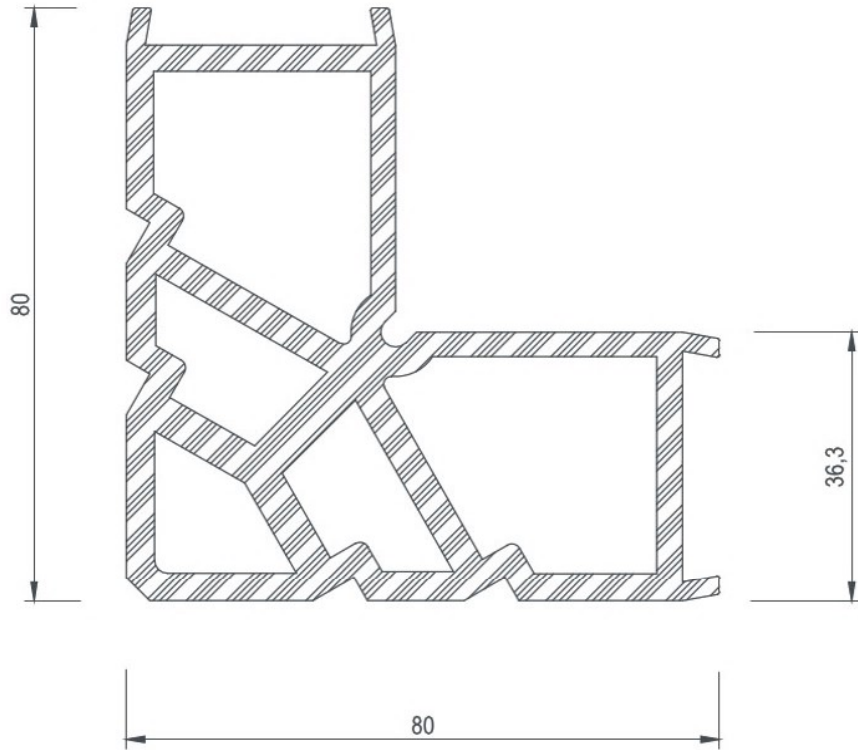


COD Code	AGIRLIK (kg/m) Weight	Jxx cm ⁴	Jyy cm ⁴	Jxx cm ³	Jyy cm ³	L m
5603	0,431	5,06	0,68	1,40	0,57	6
5604	0,306	3,65	0,10	1,27	0,10	6
5605	0,550	5,86	1,38	1,80	0,90	6
5606	0,221	-----	---	-----	---	6
5607	0,198	-----	---	-----	---	6
5608	0,172	-----	---	-----	---	6
5572	0,100	-----	---	-----	---	6






COD Code	AGIRLIK (kg/m) Weight	Jxx cm4	Jyy cm4	Jxx cm3	Jyy cm3	L m
5555	4,441	---	---	---	---	6



KÖŞE TAKOZLARI / Corner Cleats

Nr	 L m	AKS. KODU Acs. Code	KESİM ÖLÇÜSÜ Cutting Size
5602	5555	5555-46,3	46,3 mm



EK 50

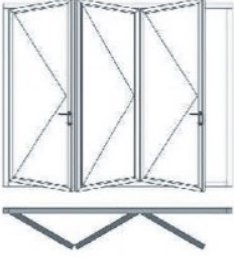
DETAYLAR

DETAILS

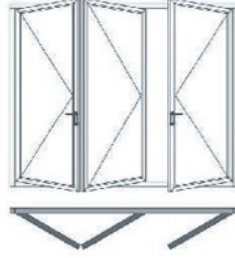


İÇE AÇILIR AÇILIM TIPLERİ

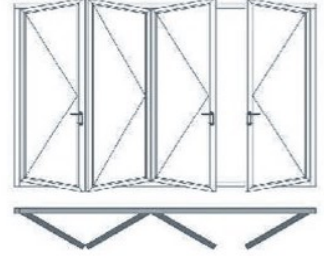
$3+0 = 3$



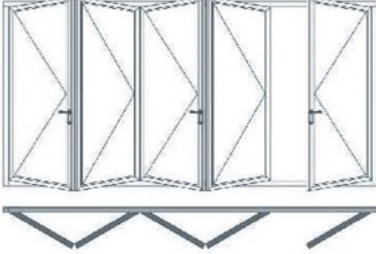
$2+1 = 3$



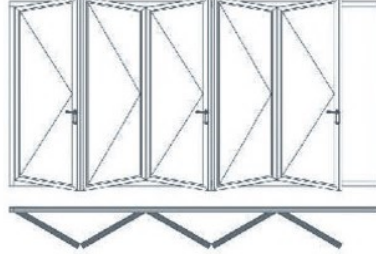
$3+1 = 4$



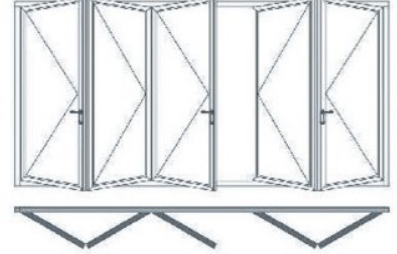
$4+1 = 5$



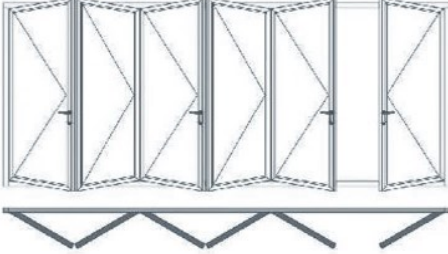
$5+0 = 5$



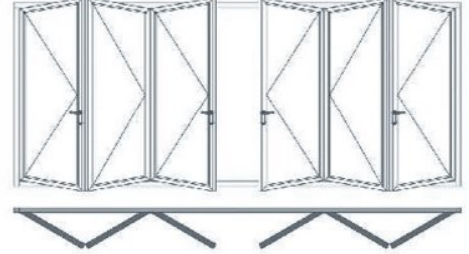
$3+2 = 5$



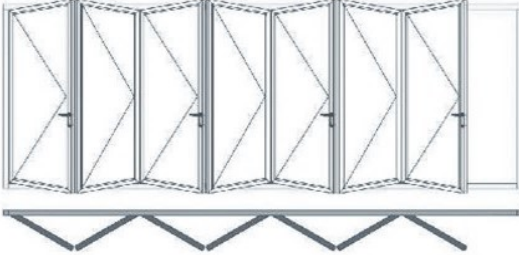
$5+1 = 6$



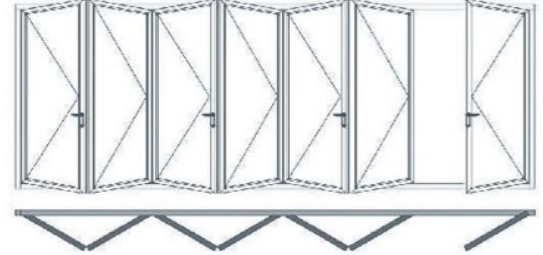
$3+3 = 6$



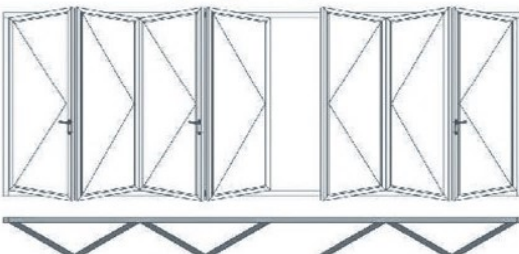
$7+0 = 7$



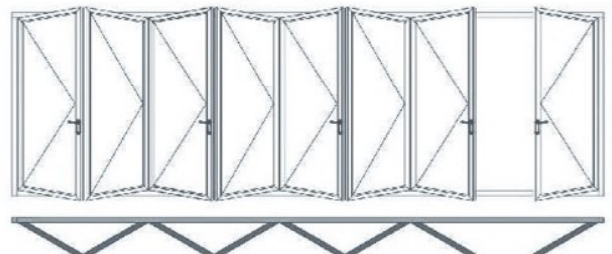
$6+1 = 7$



$4+3 = 7$



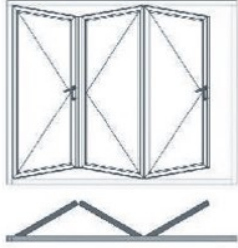
$7+1 = 8$





DIŐA AÇILIR AÇILIM TIPLERİ

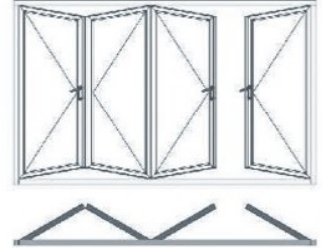
$3+0 = 3$



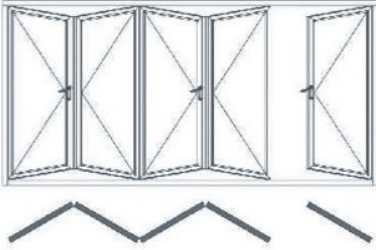
$2+1 = 3$



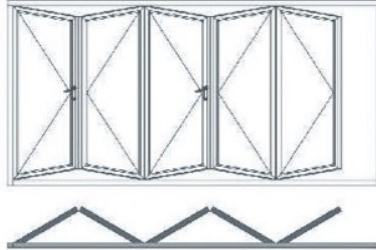
$3+1 = 4$



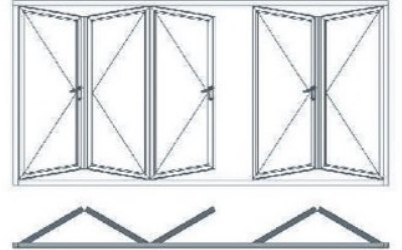
$4+1 = 5$



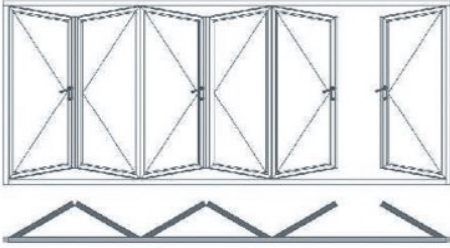
$5+0 = 5$



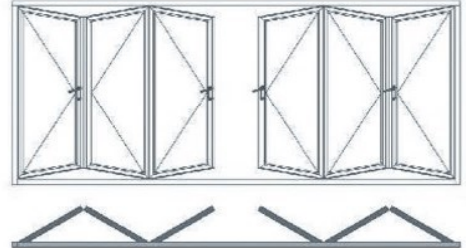
$3+2 = 5$



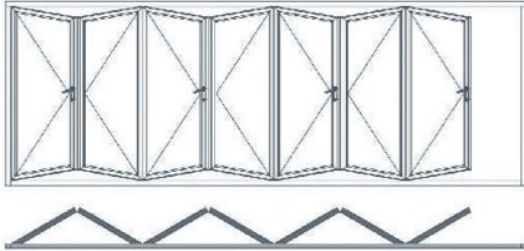
$5+1 = 6$



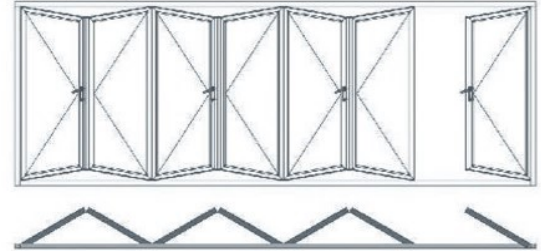
$3+3 = 6$



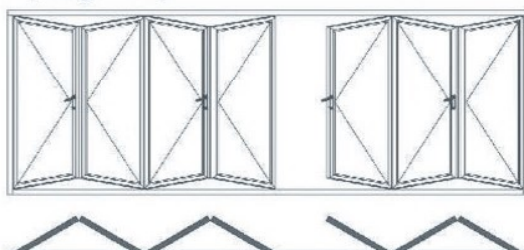
$7+0 = 7$



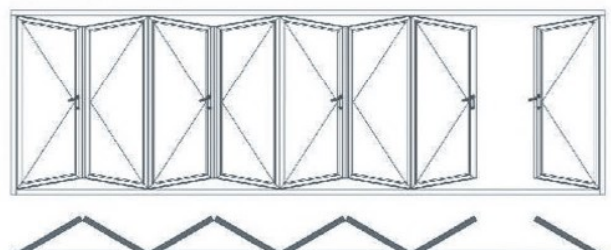
$6+1 = 7$

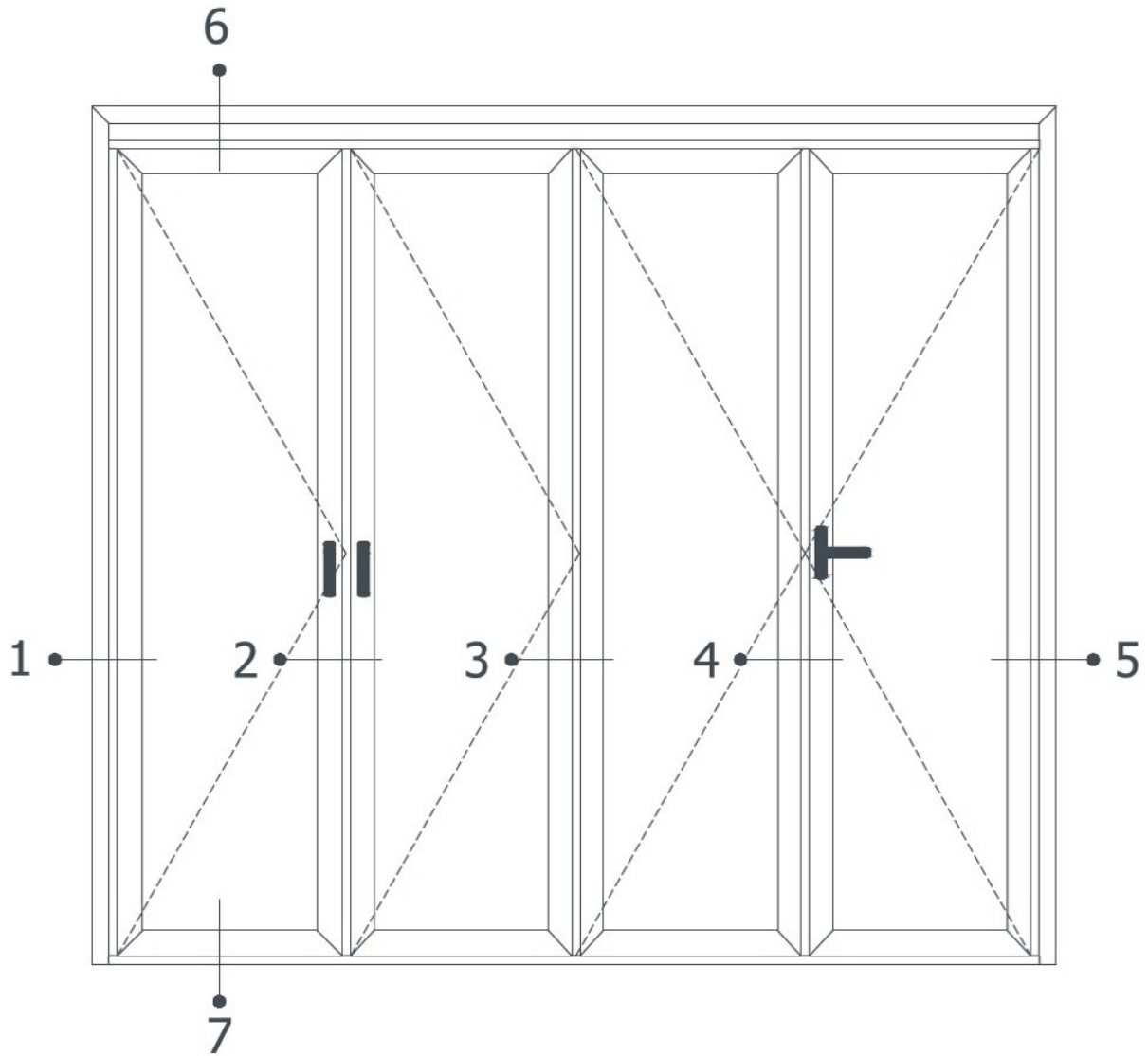


$4+3 = 7$

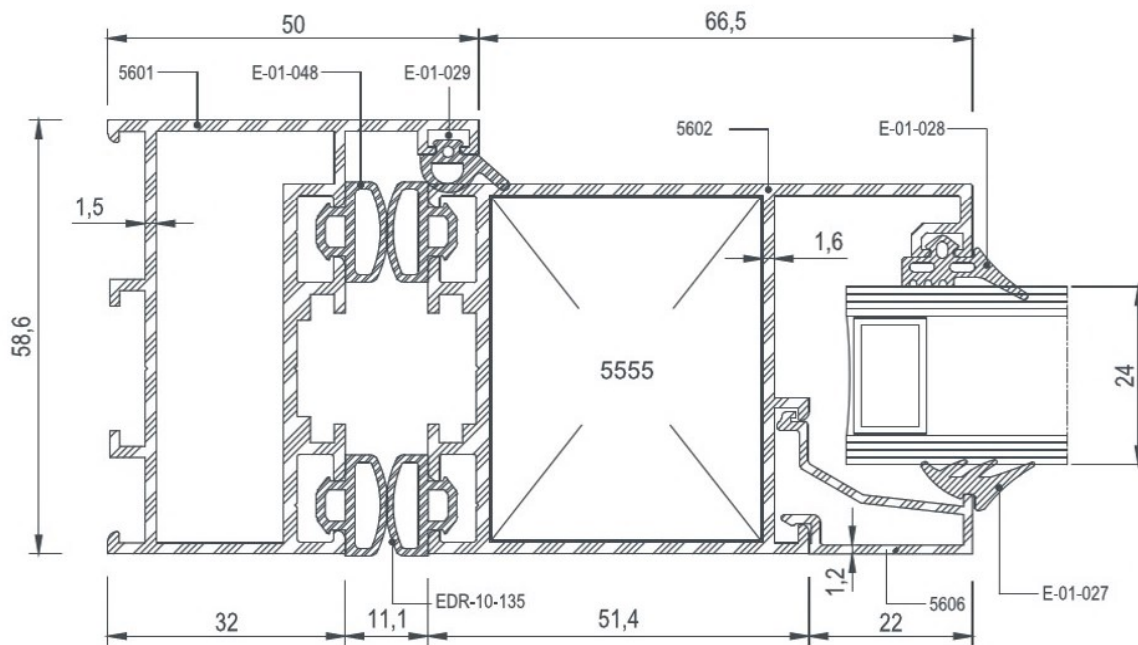


$7+1 = 8$

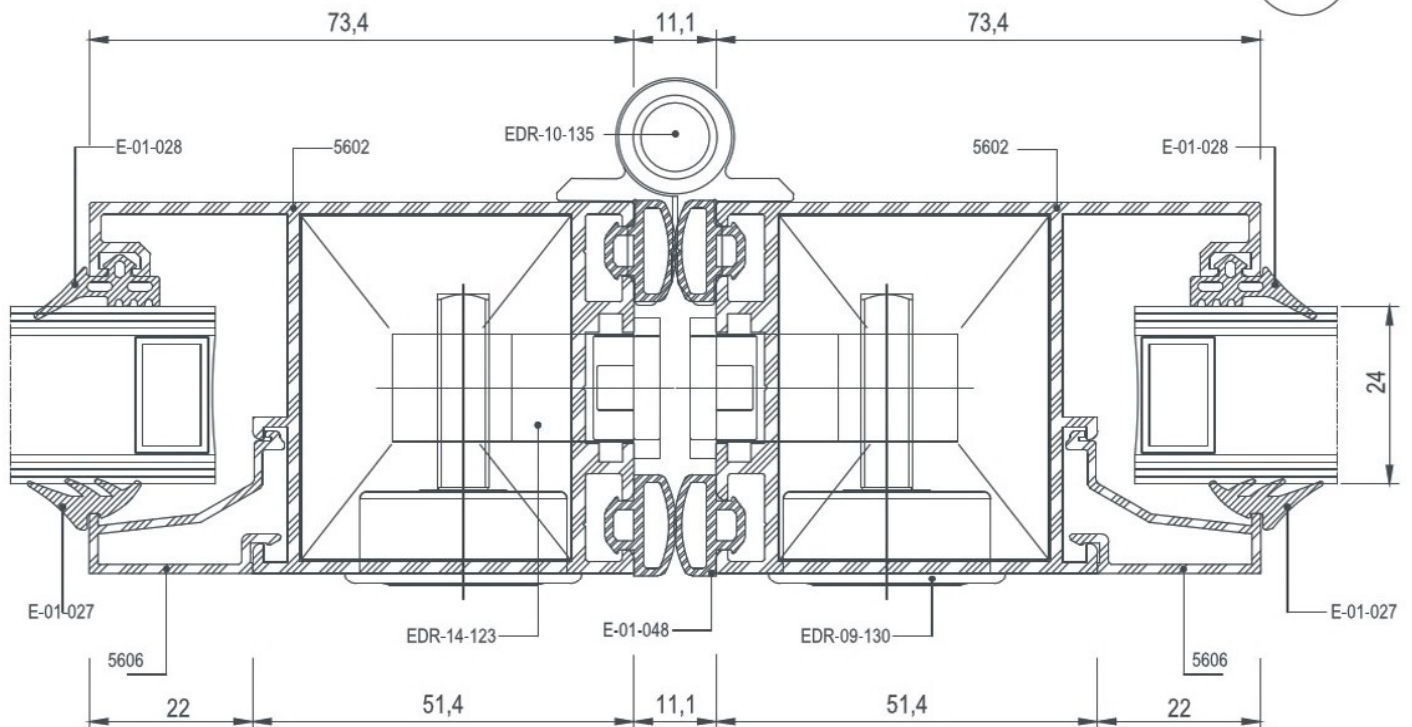




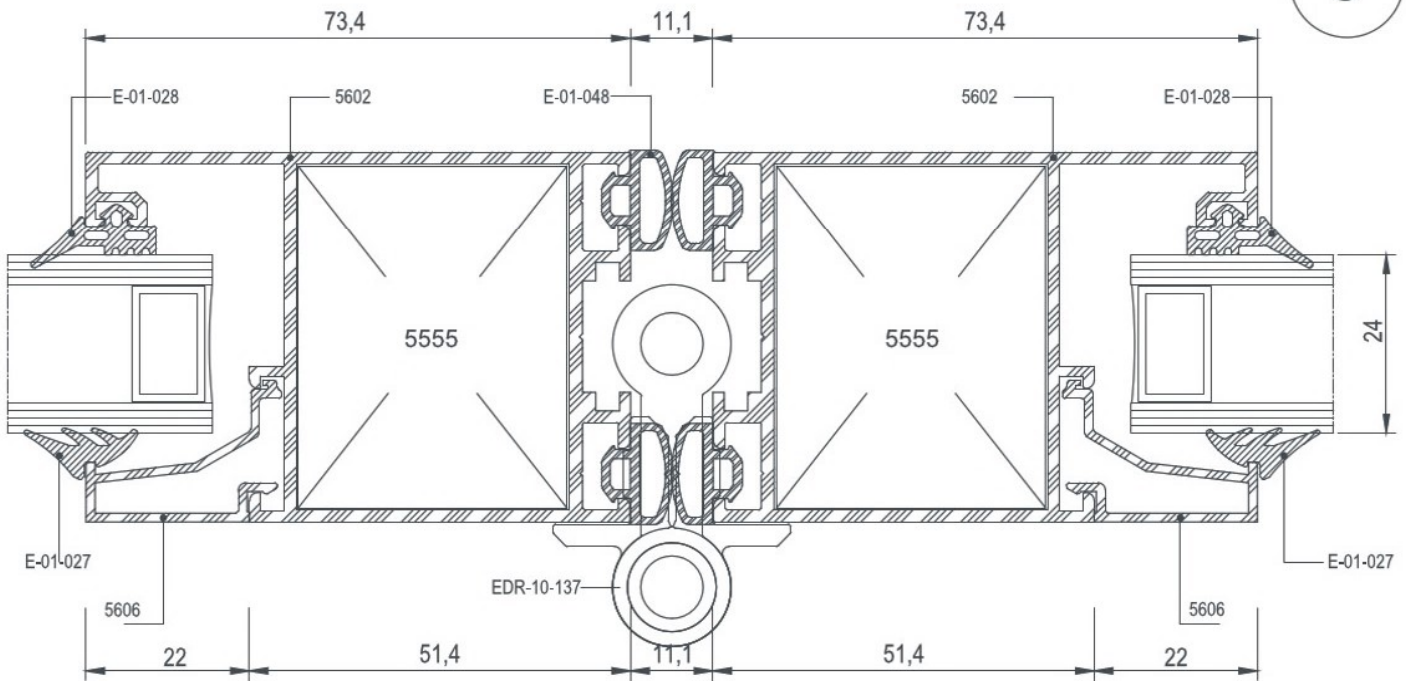
1



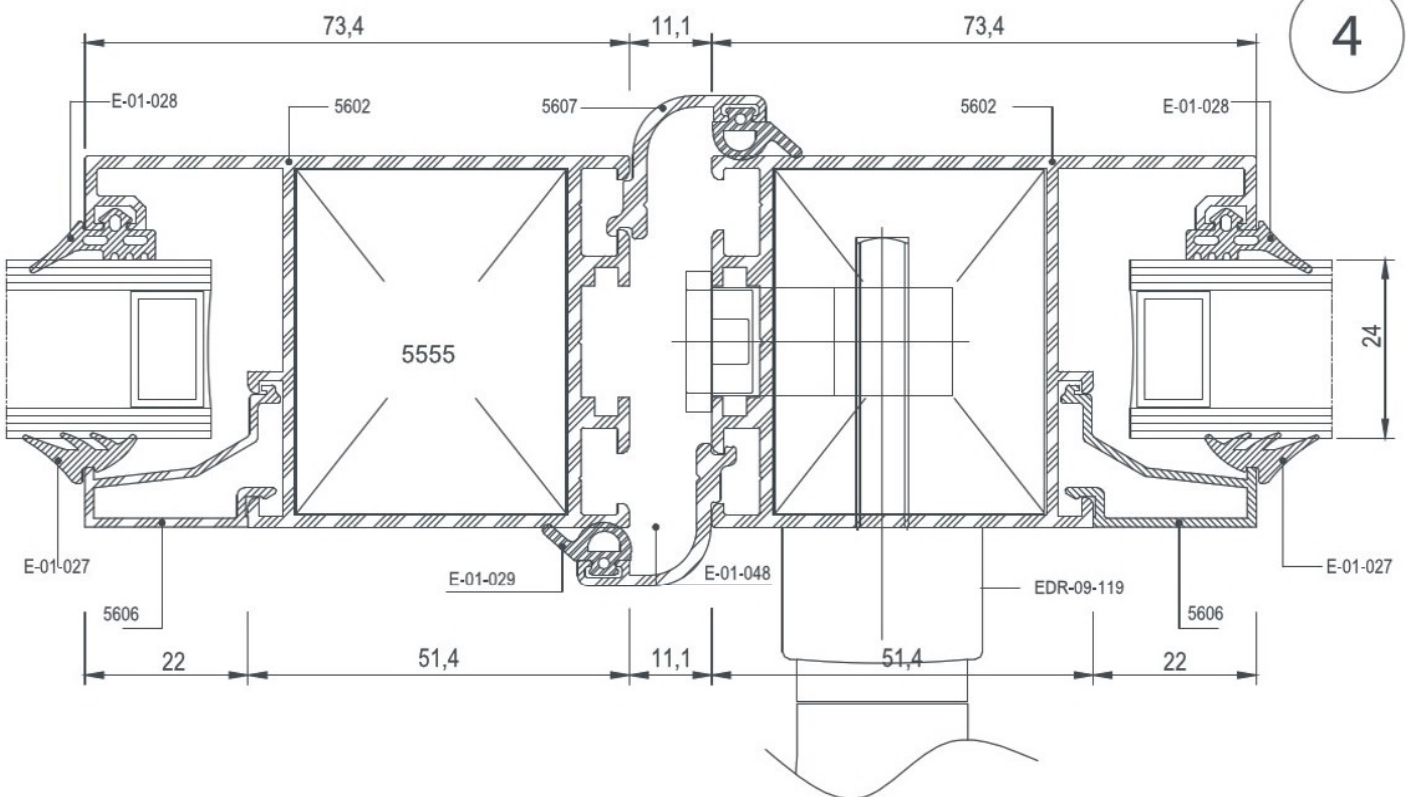
2



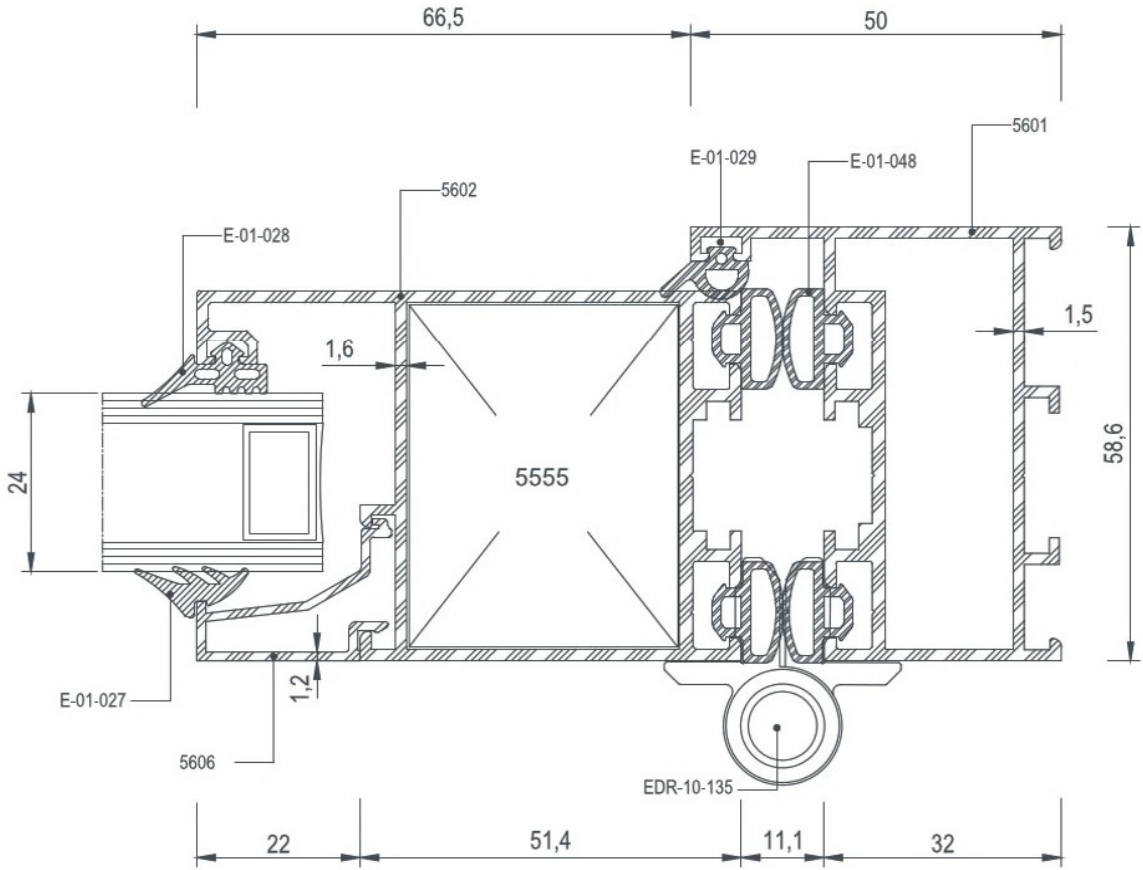
3



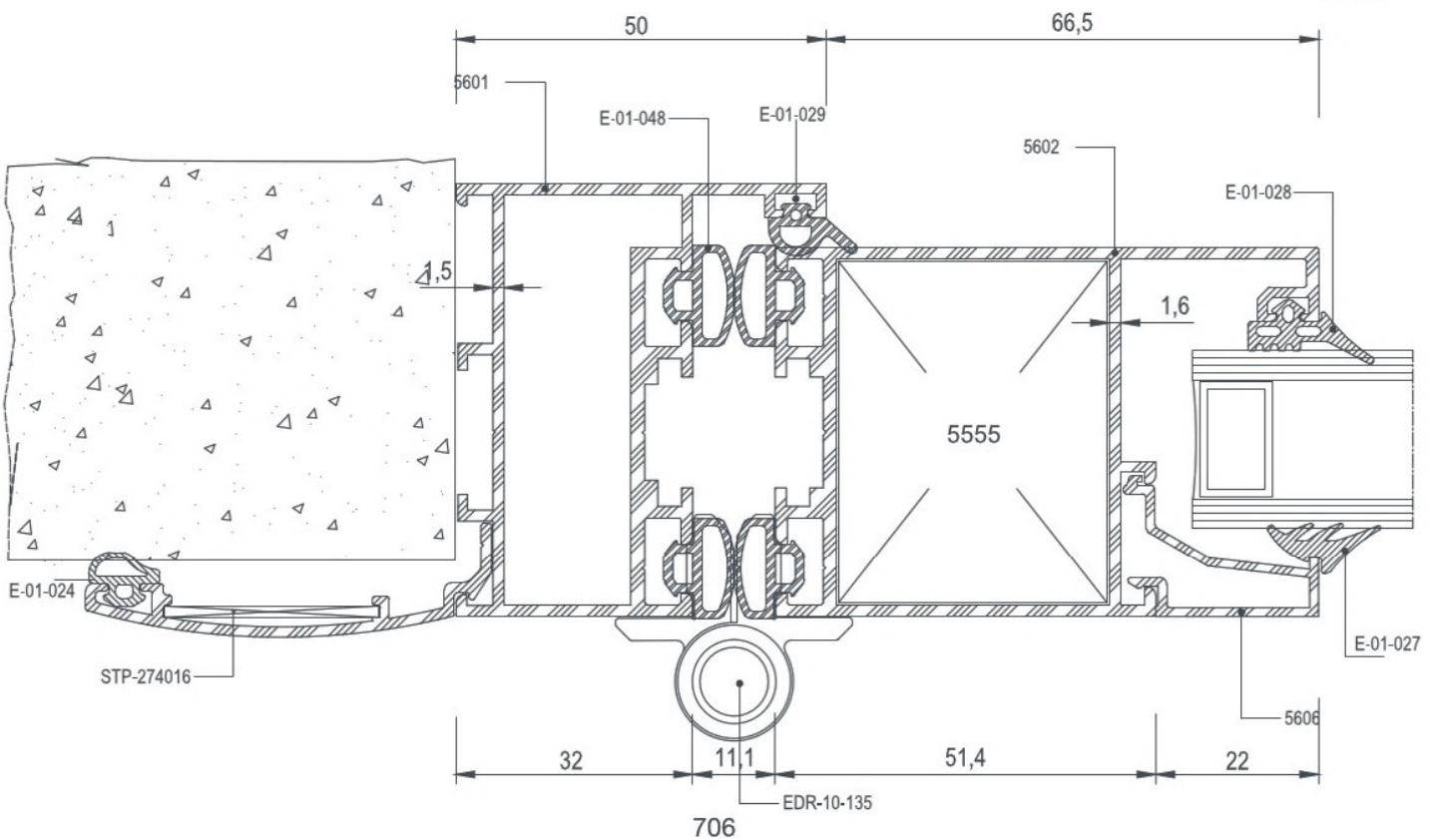
4

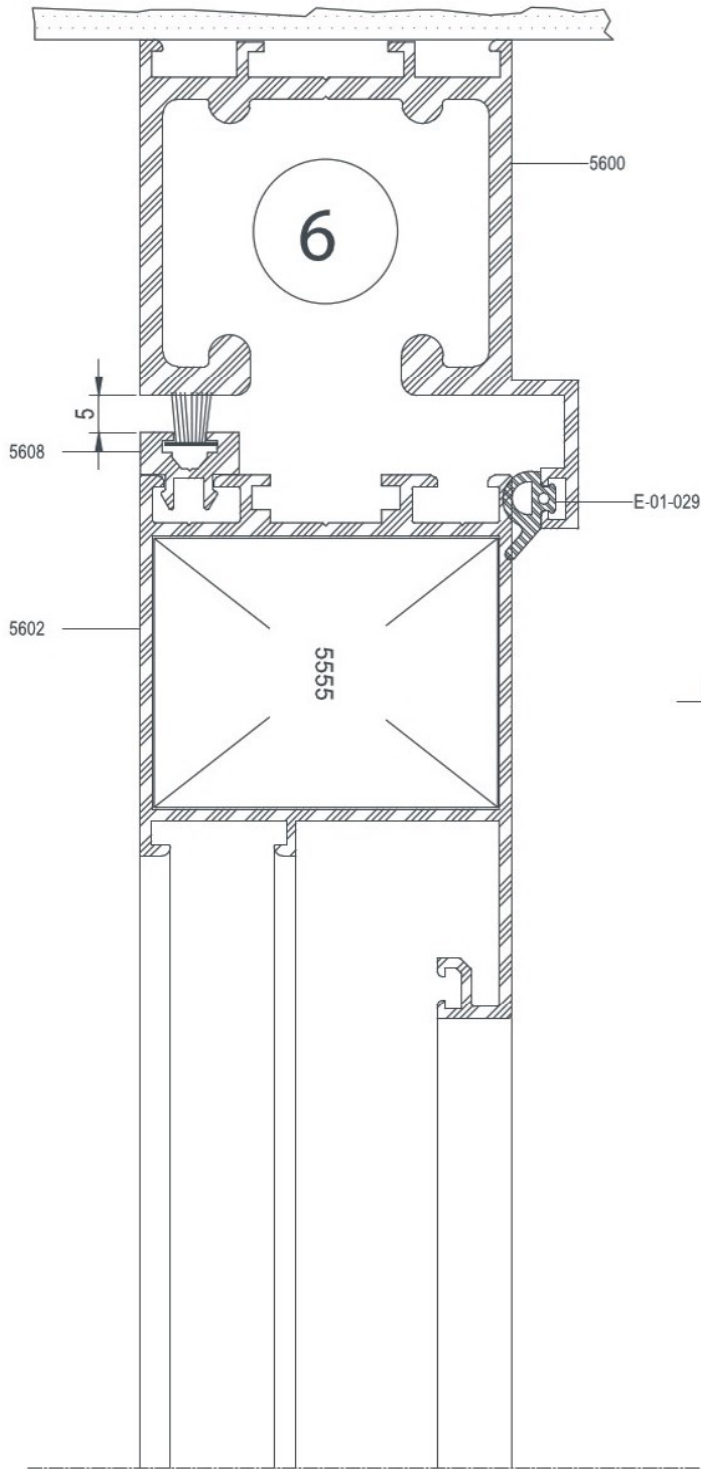


5

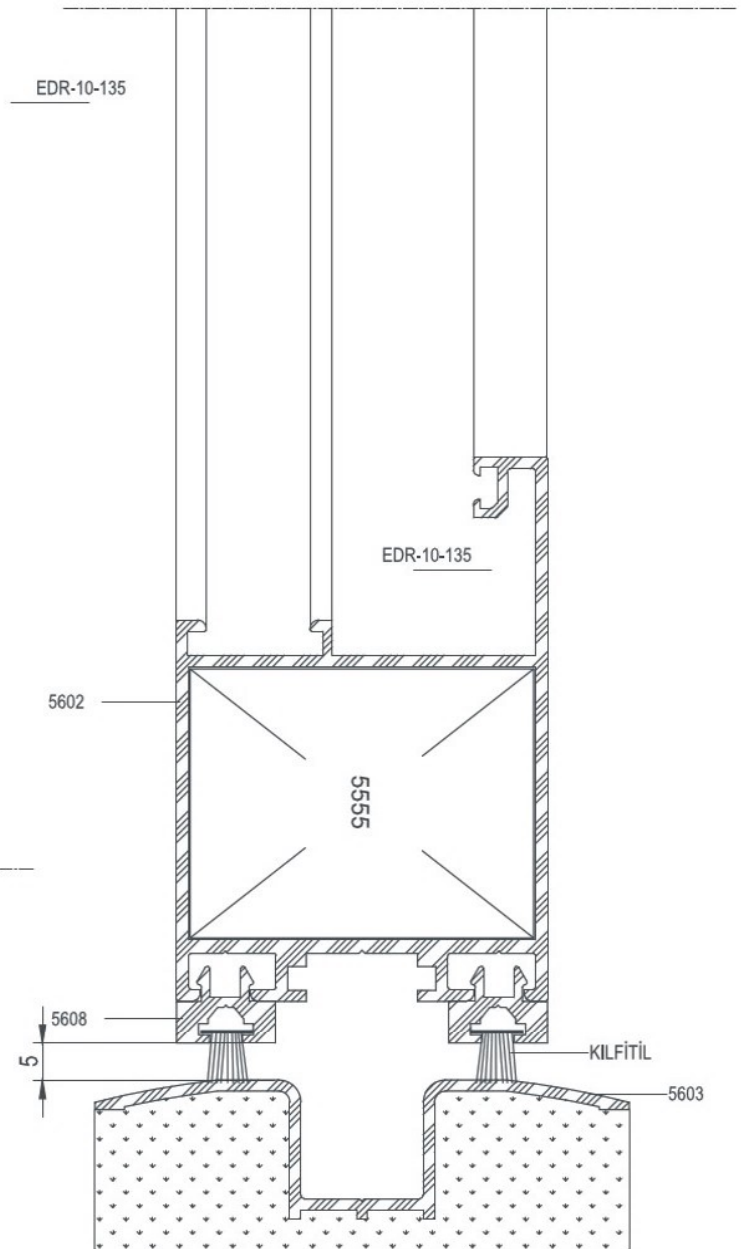


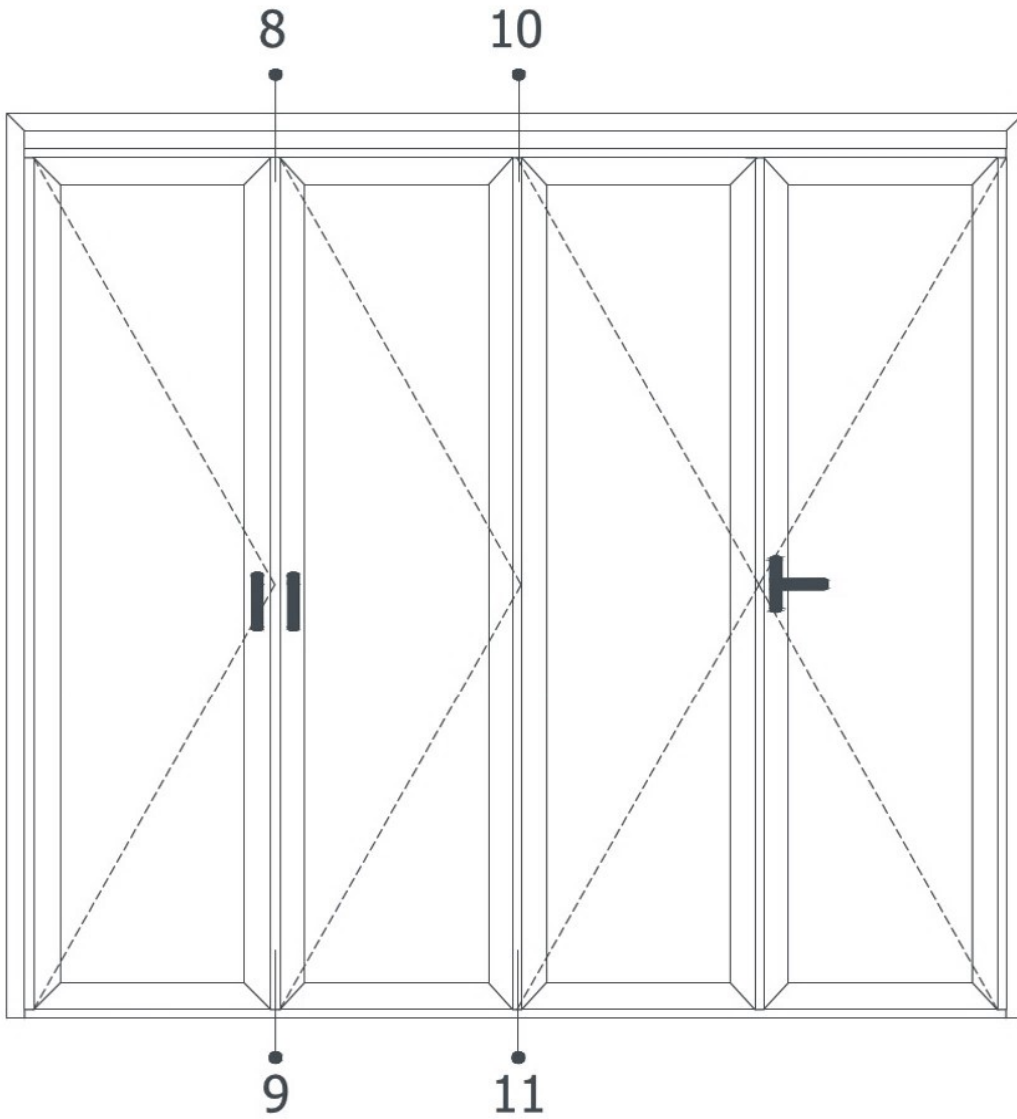
1

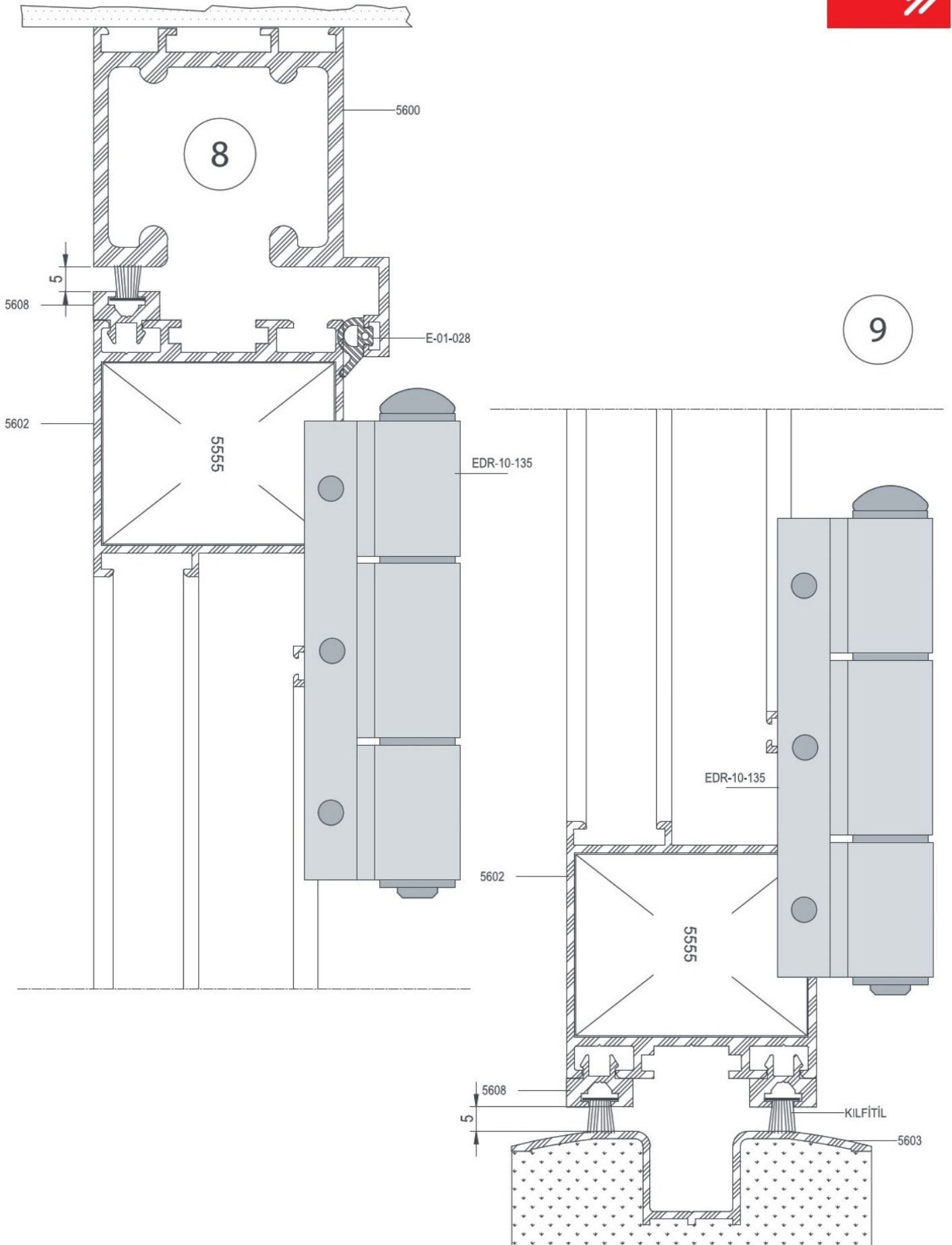


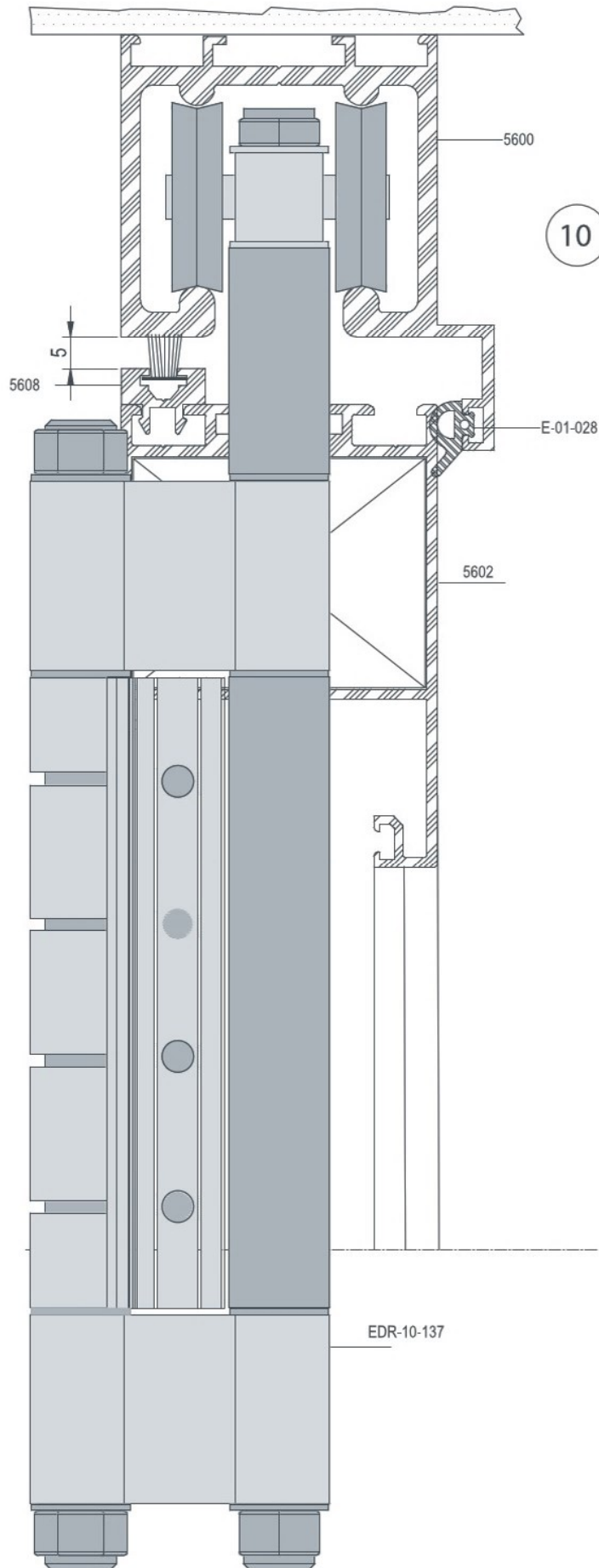


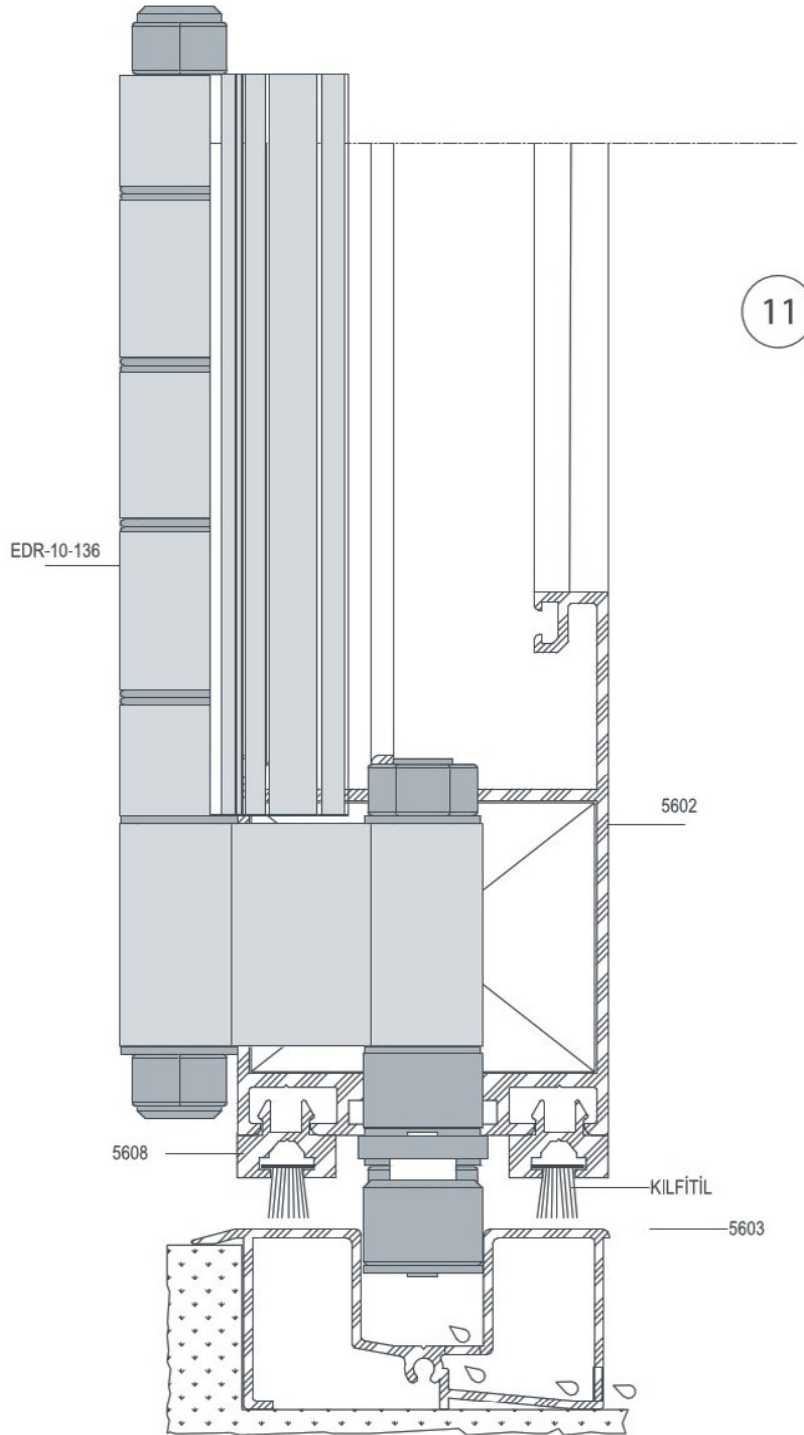
7













E0 73

MODÜLER OFİS BÖLME SİSTEMLERİ

MODULAR OFFICE SYSTEMS



COD Code	PROFİL KESİTİ Profile View	PROFİL AÇIKLAMASI Profile Description	AGIRLIK (kg/m) Weight	Jxx cm4	Jyy cm4	Wxx cm3	Wyy cm3
5800		ÇİFT CAM PROFİLİ DOUBLE GLASS PROFILE	0,682	9,96	1,17	2,93	0,63
5801		TEK CAM PROFİLİ SINGLE GLASS PROFILE	0,955	17,18	2,15	4,47	1,001
5802		AHŞAP KAPI PROFİLİ WOOD DOOR PROFILE	1,075	22,02	5,73	5,26	1,85
8026		CAM KAPI PROFİLİ GLASS DOOR PROFILE	0,569	4,31	1,08	2,05	1,09
5803		KAPI VE TEK CAM ÇİTASI DOOR & SINGLE GLAZING BEAD	0,217	1,63	0,04	0,70	0,05
5804		ÇİFT CAM ÇİTASI DOUBLE GLAZING BEAD	0,285	3,31	0,04	1,19	0,06
5805		KÖŞE DÖNÜŞ ÇİTASI CORNER ADAPTER PROFILE	0,172	0,51	0,03	0,34	0,05
5806		ÇİFT CAM DUVAR BİTİM ÇİTASI DOUBLE GLASS WALL ADAPTER	0,220	1,65	0,04	0,72	0,05
5807		TEK CAM ÇİTASI SINGLE GLAZING BEAD	0,151	0,73	0,03	0,45	0,04
5808		TEK CAM DUVAR BİTİM ÇİTASI SINGLE GLASS WALL ADAPTER	0,152	0,49	0,02	0,25	0,04
5809		TEK CAM ETEK PROFİLİ ÇİTASI SINGLE GLASS BEAD FOR KICK PROFILE	0,404	16,32	0,06	3,05	0,07



COD Code	PROFİL KESİTİ Profile View	PROFİL AÇIKLAMASI Profile Description	AGIRLIK (kg/m) Weight	Jxx cm4	Jyy cm4	Wxx cm3	Wyy cm3
5810		ÇİFT CAM ETEK PROFİLİ ÇİTASI SINGLE GLASS BEAD FOR KICK PROFILE	0,472	24,14	0,06	4,17	0,08
5811		KÖŞE DÖNÜŞ ADAPTÖRÜ CORNER ADAPTER	0,411	6,75	0,25	1,09	0,22
5812		DUVAR BİTİM PROFİLİ WALL FINISHING PROFILE	0,455	8,47	0,44	2,51	0,41
5813		KAPAK PROFİLİ WALL FINISHING PROFILE	0,386	7,22	0,15	2,00	0,16
9135		BORU PIPE	1,370	45,36	45,36	10,47	10,47
9069		KUTU PROFİLİ BOX PROFILE	0,824	10,16	4,51	4,06	3,00
5814		ETEK PROFİLİ KICK PROFILE	1,536	83,88	8,77	16,77	3,51



E0 73

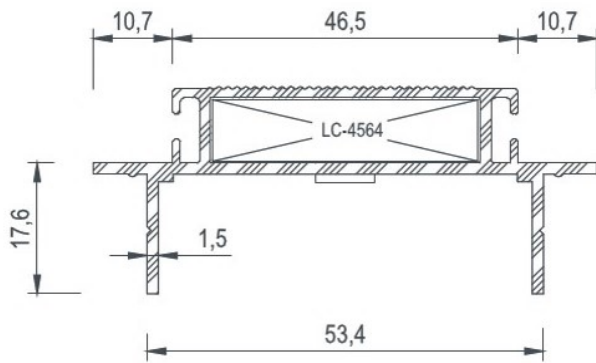
PROFiLLER

PROFILES

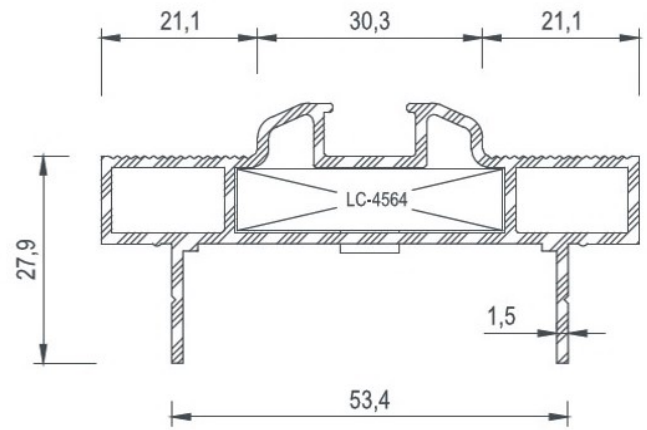
MODULER OFİS SİSTEMLERİ
MODULAR OFFICE SYSTEMS

COD Code	AGIRLIK (kg/m) Weight	Jxx cm ⁴	Jyy cm ⁴	Jxx cm ³	Jyy cm ³	L m
5800	0,682	9,96	1,17	2,93	0,63	6
5801	0,955	17,18	2,15	4,47	1,01	6
5802	1,075	22,02	5,73	5,26	1,85	6
8026	0,569	4,31	1,08	2,05	1,09	6

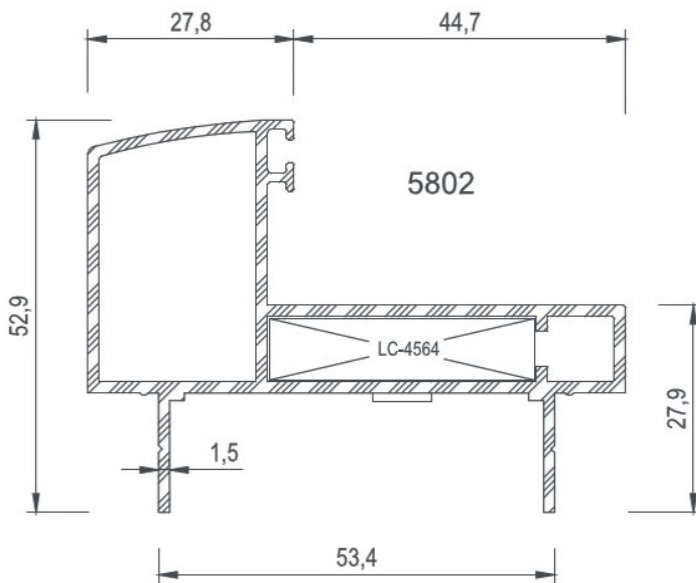
5800



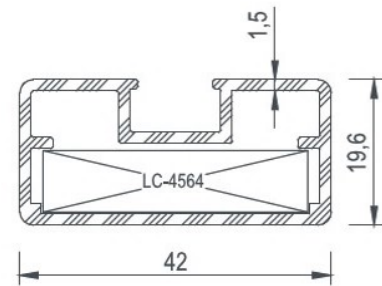
5801



5802

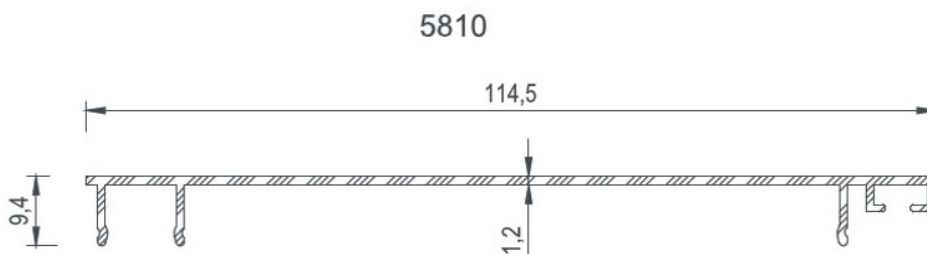
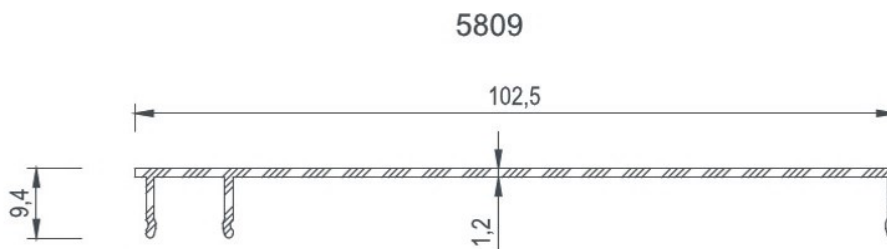
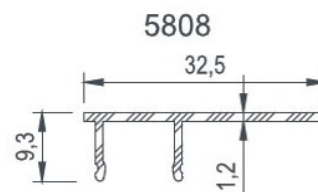
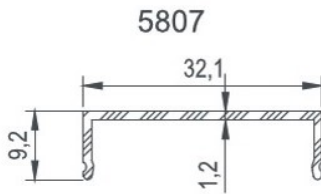
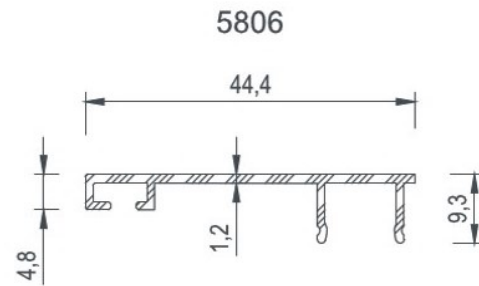
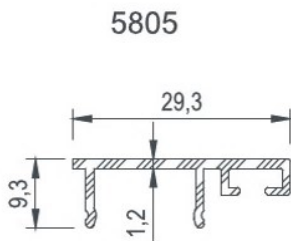
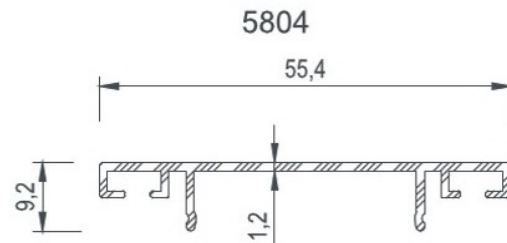
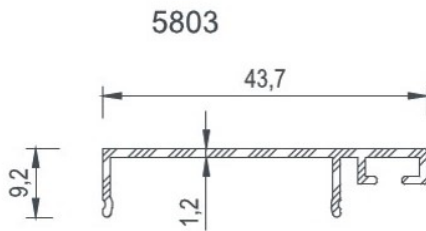


8026



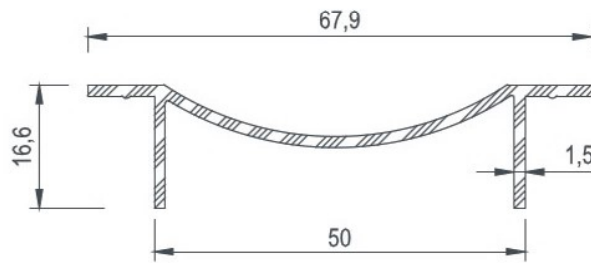


COD Code	AGIRLIK (kg/m) Weight	Jxx cm ⁴	Jyy cm ⁴	Jxx cm ³	Jyy cm ³	L m
5803	0,217	1,63	0,04	0,70	0,05	6
5804	0,285	3,31	0,04	1,19	0,06	6
5805	0,172	0,51	0,03	0,34	0,05	6
5806	0,220	1,65	0,04	0,72	0,05	6
5807	0,151	0,73	0,03	0,45	0,04	6
5808	0,152	0,49	0,02	0,25	0,04	6
5809	0,404	16,32	0,06	3,05	0,07	6
5810	0,472	24,14	0,06	4,17	0,08	6

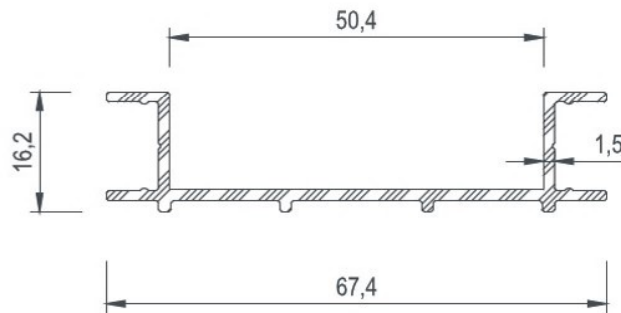


COD Code	AGIRLIK (kg/m) Weight	Jxx cm ⁴	Jyy cm ⁴	Jxx cm ³	Jyy cm ³	L m
5811	0,411	6,75	0,25	1,99	0,22	6
5812	0,455	8,47	0,44	2,51	0,41	6
5813	0,386	7,22	0,15	2,00	0,16	6

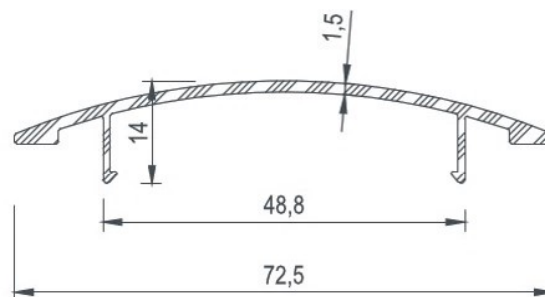
5811



5812

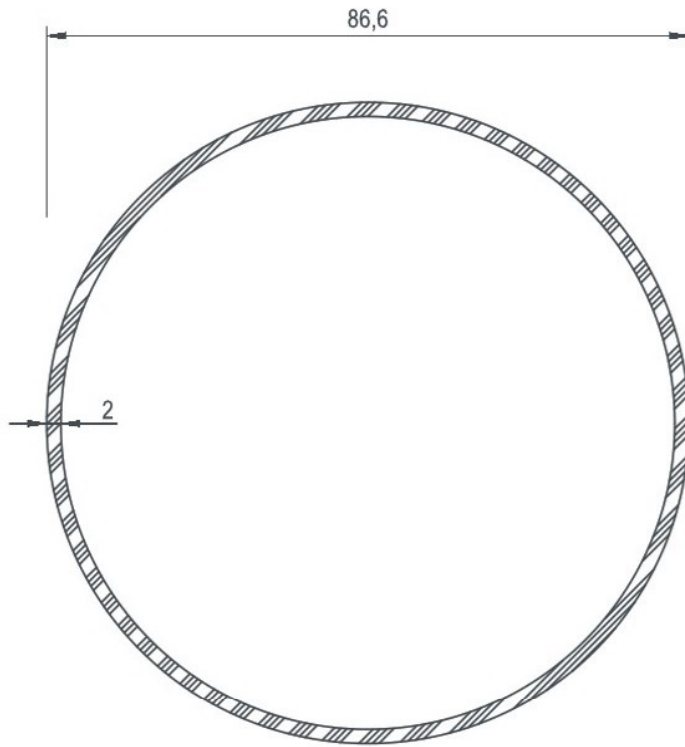


5813

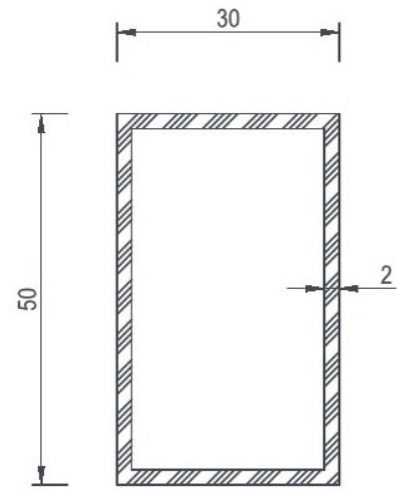


COD Code	AGIRLIK (kg/m) Weight	Jxx cm ⁴	Jyy cm ⁴	Jxx cm ³	Jyy cm ³	L m
9135	1,370	45,36	45,36	10,47	10,47	6
9069	0,824	10,16	4,51	4,06	3,00	6
5814	1,536	83,88	8,77	16,77	3,51	6

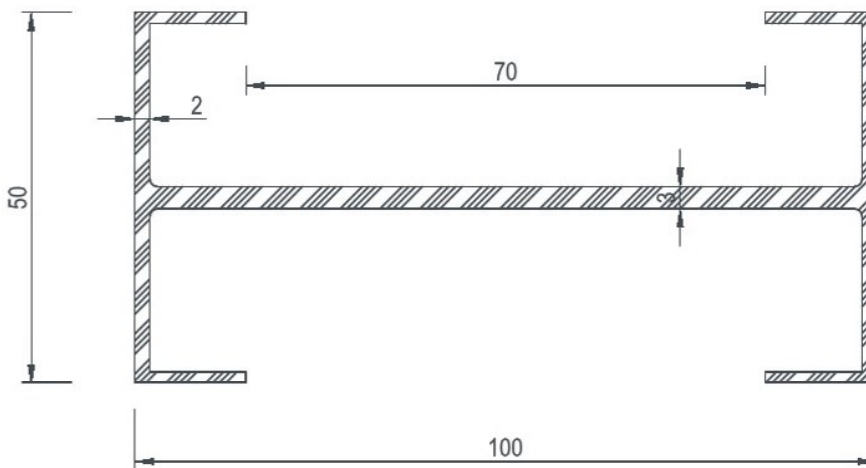
9135



9069




5814





COD <i>Code</i>	ADET <i>Piece</i>	GENİSLİK <i>Width</i>	YÜKSEKLİK <i>Height</i>
LC-4564	250	35.8	8.3



LC-4564

Aluminium Corner Joint
Pimli Köşe Bağlantı

Width / Genişlik 35.8

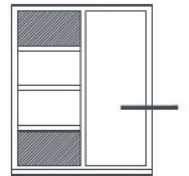
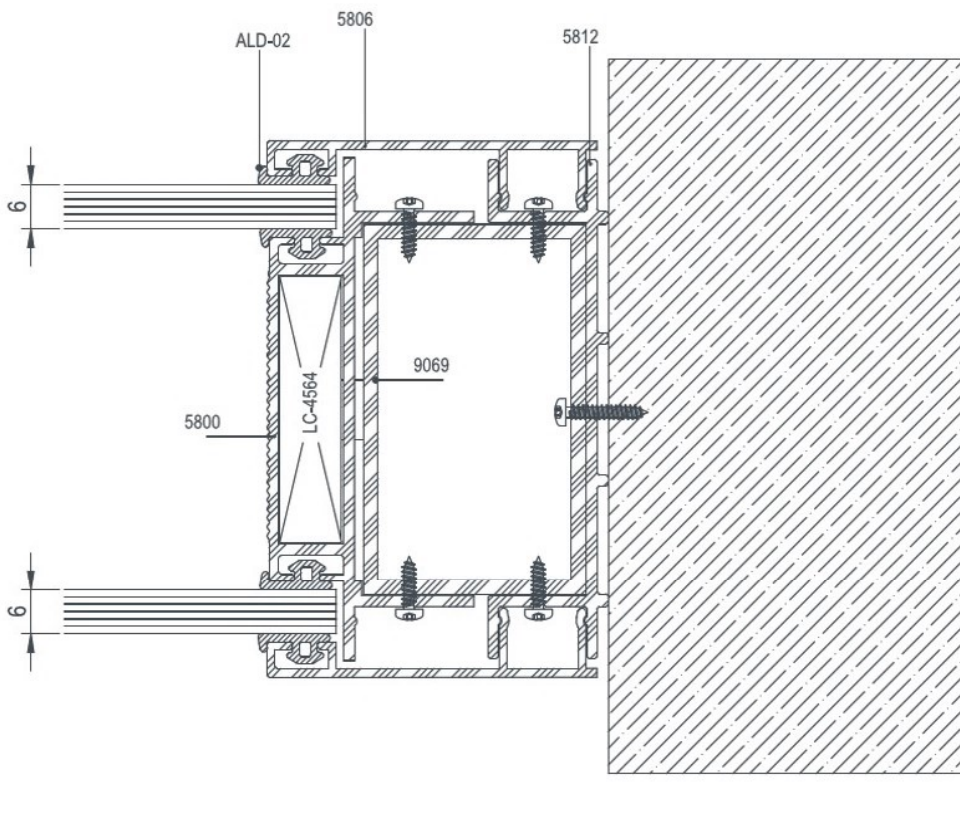
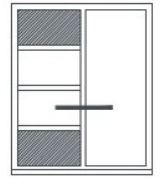
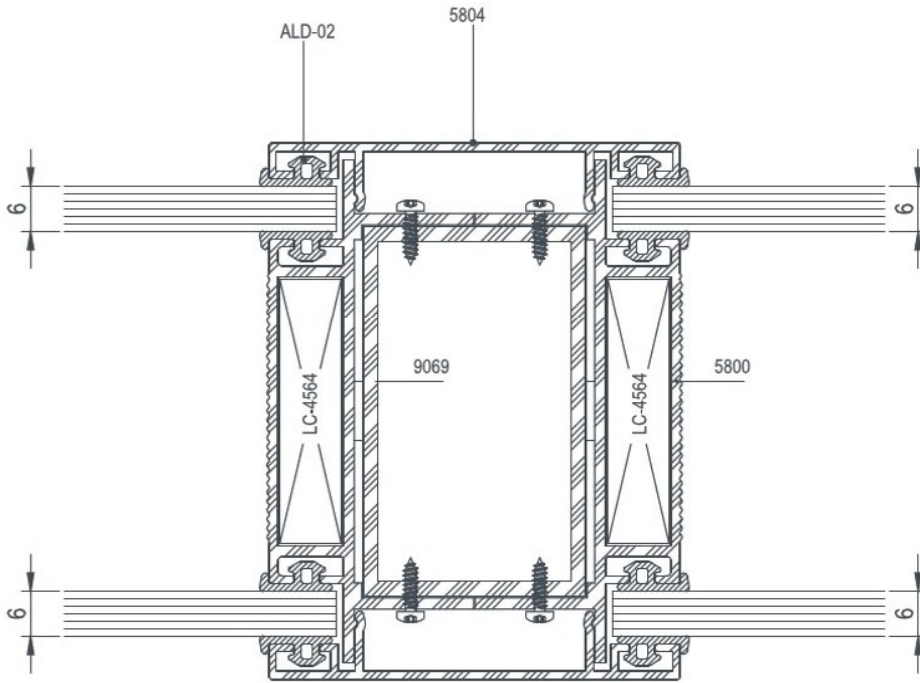
Height / Yükseklik 8.3

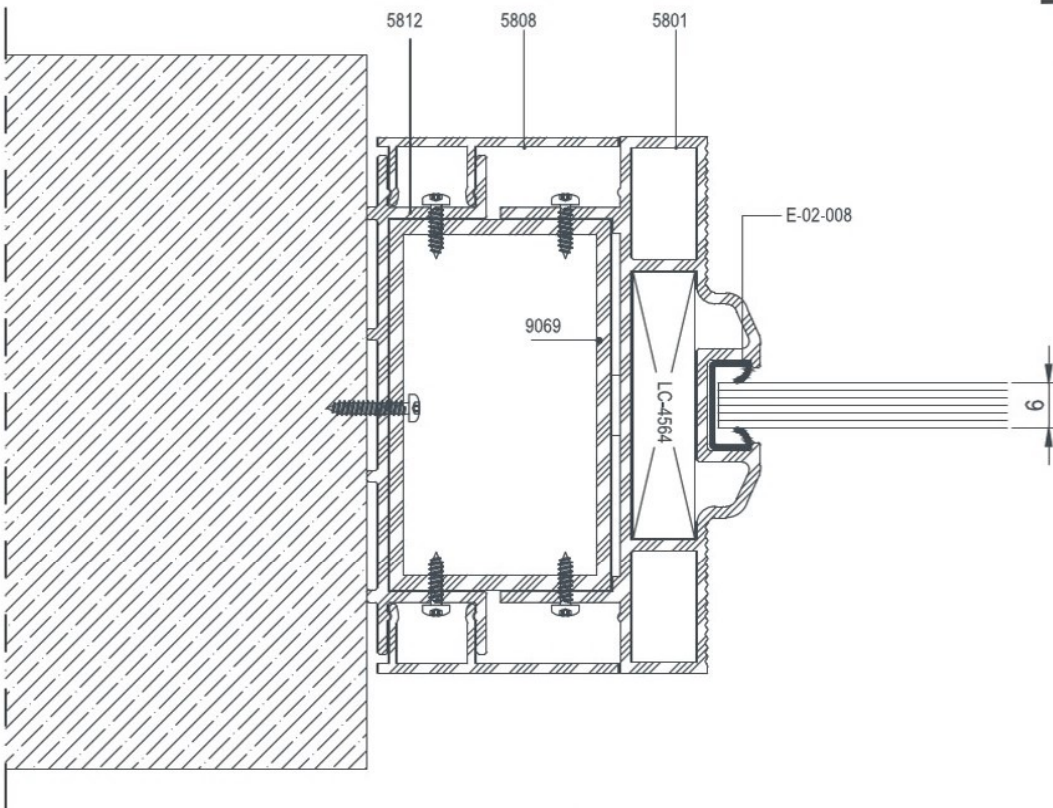
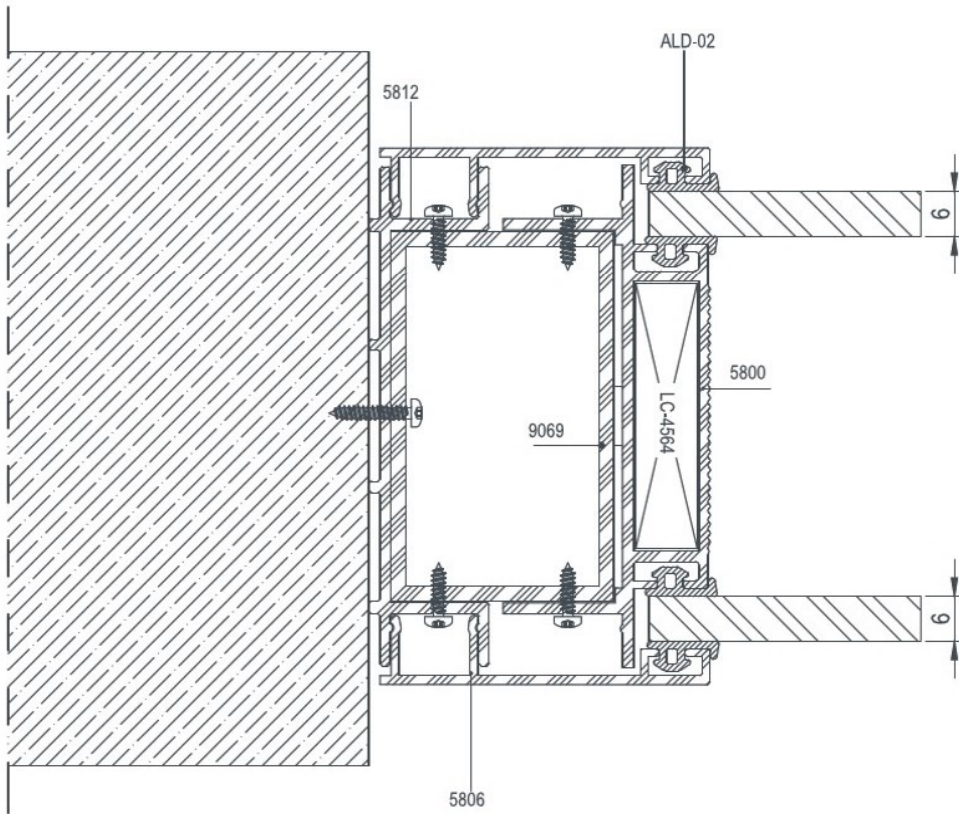
Quantity/Miktar - Box/Kutu 250 PCS/Adet


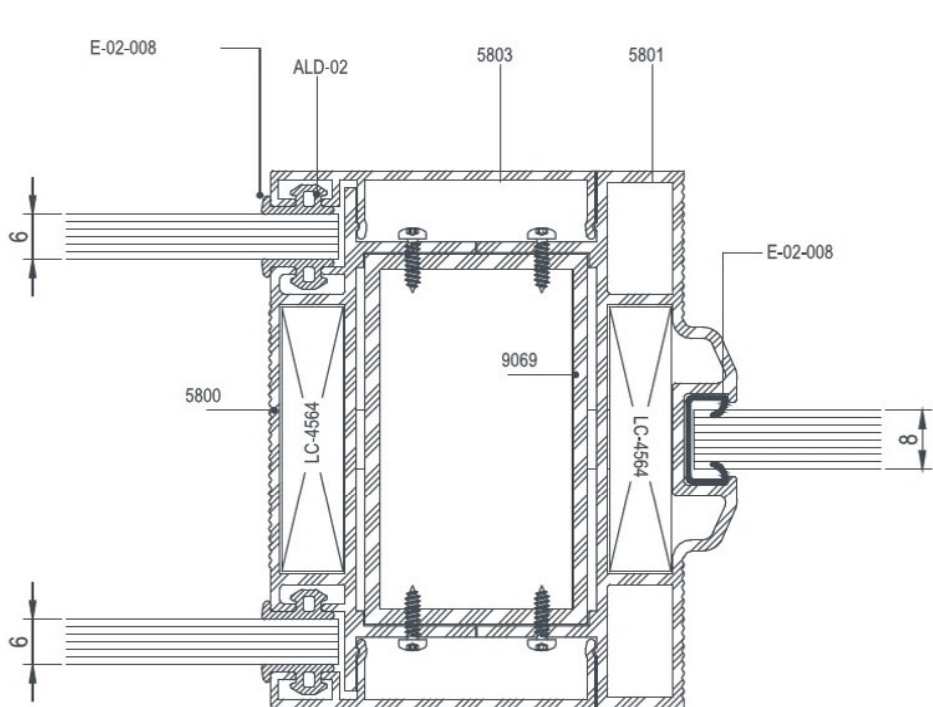
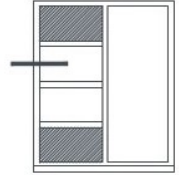
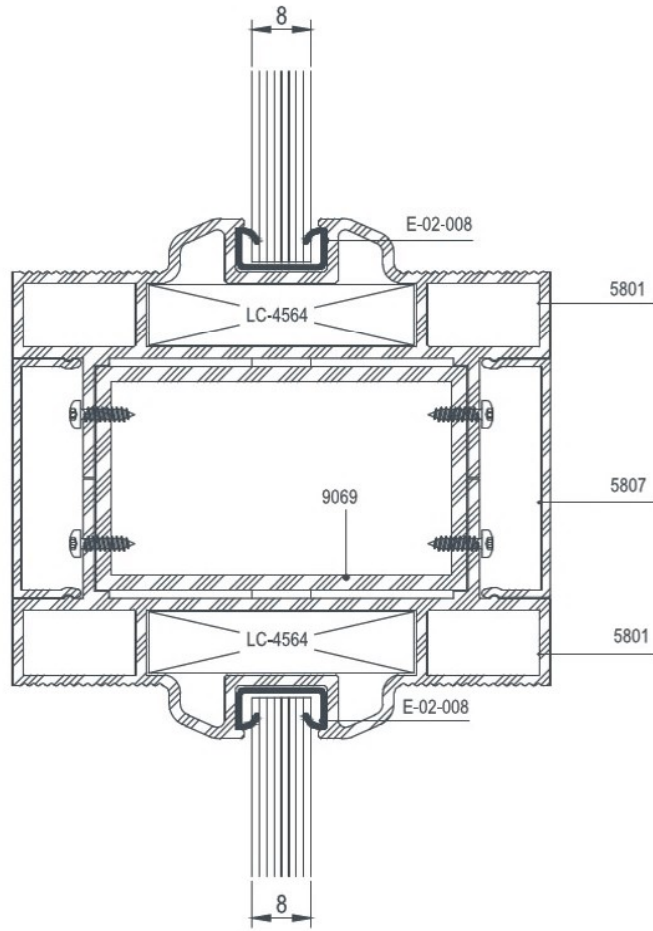


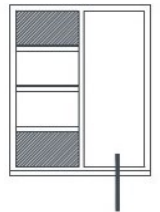
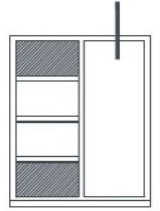
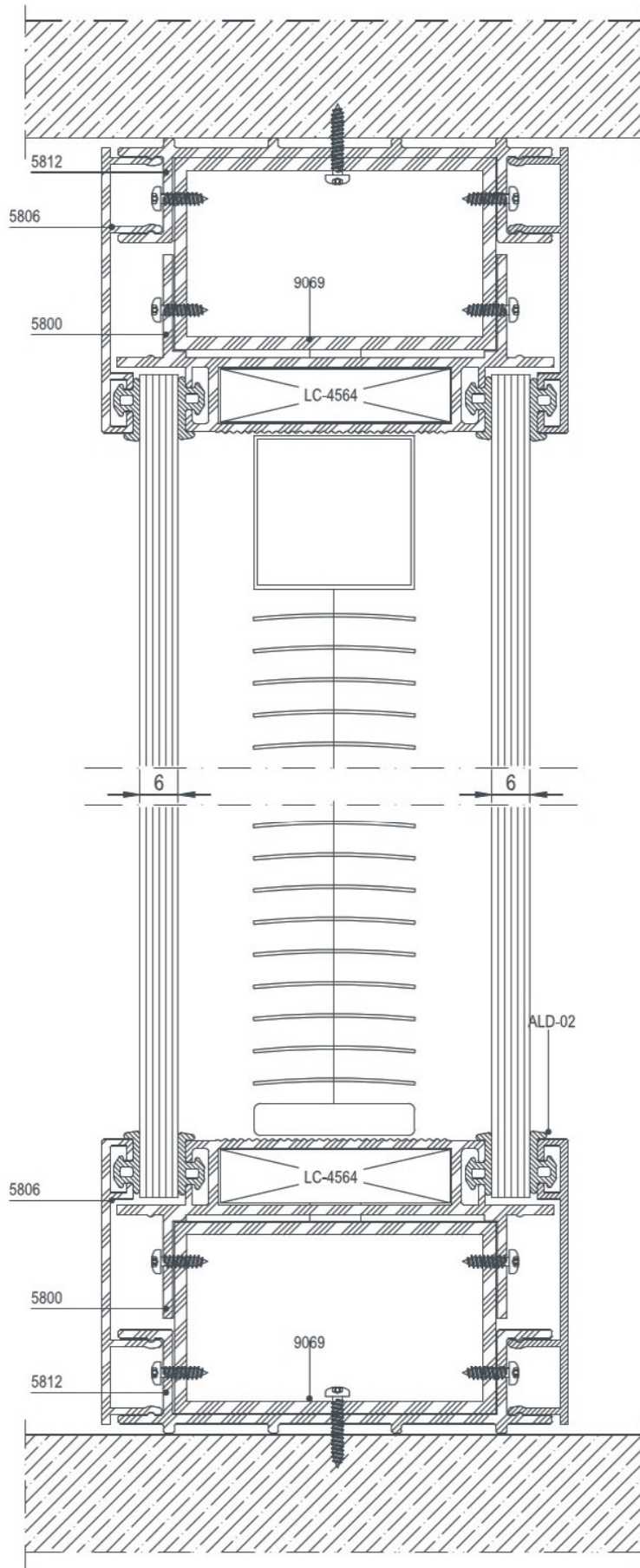
EO 73

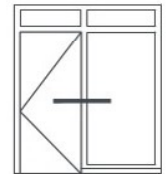
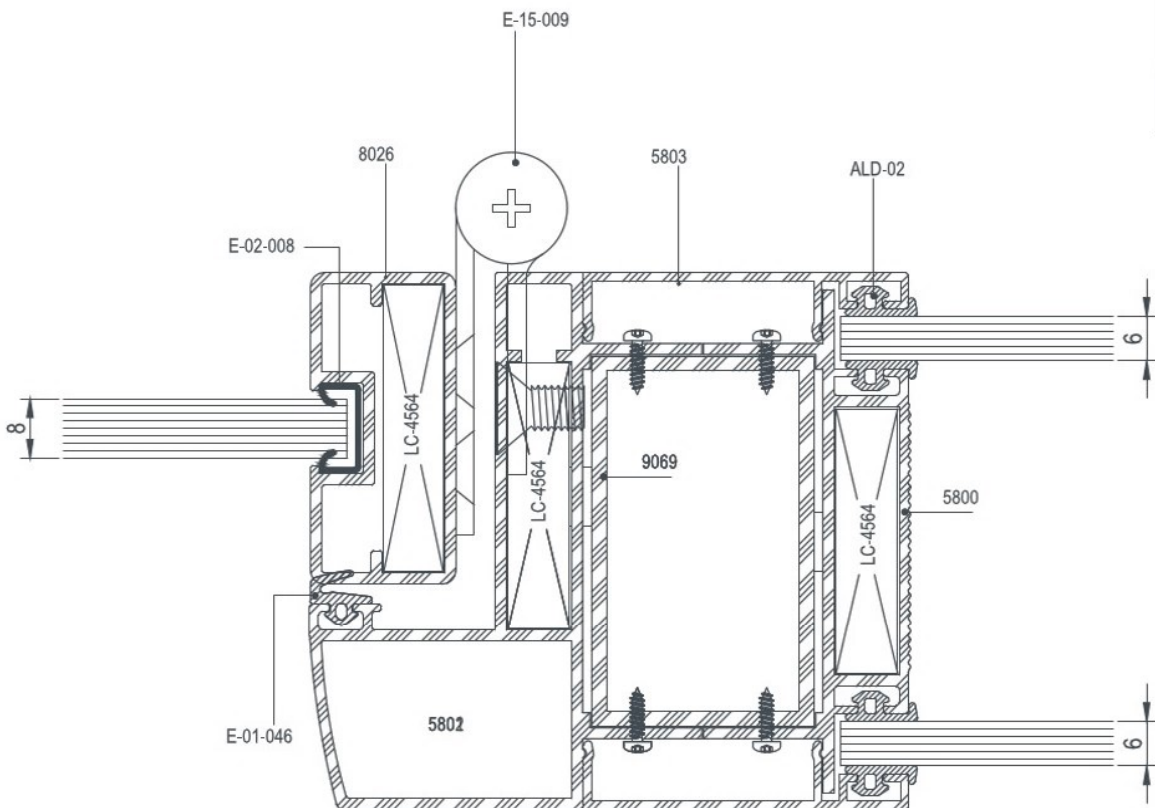
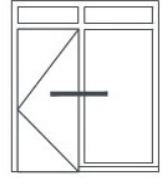
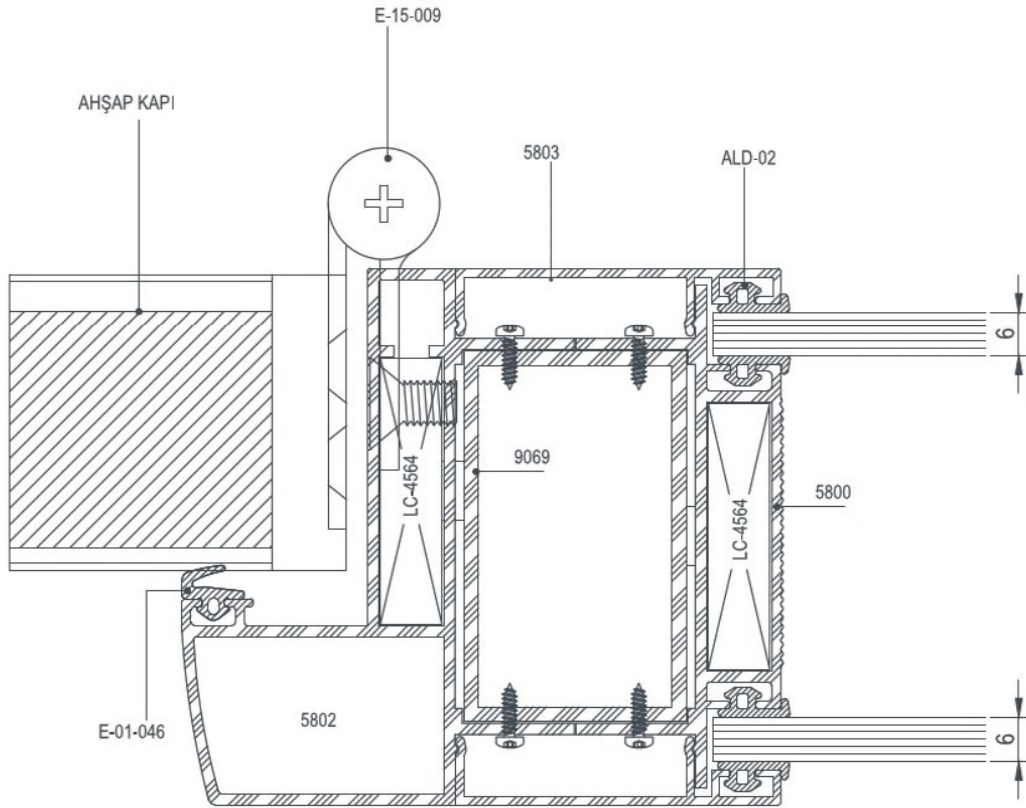
DETAYLAR
DETAILS

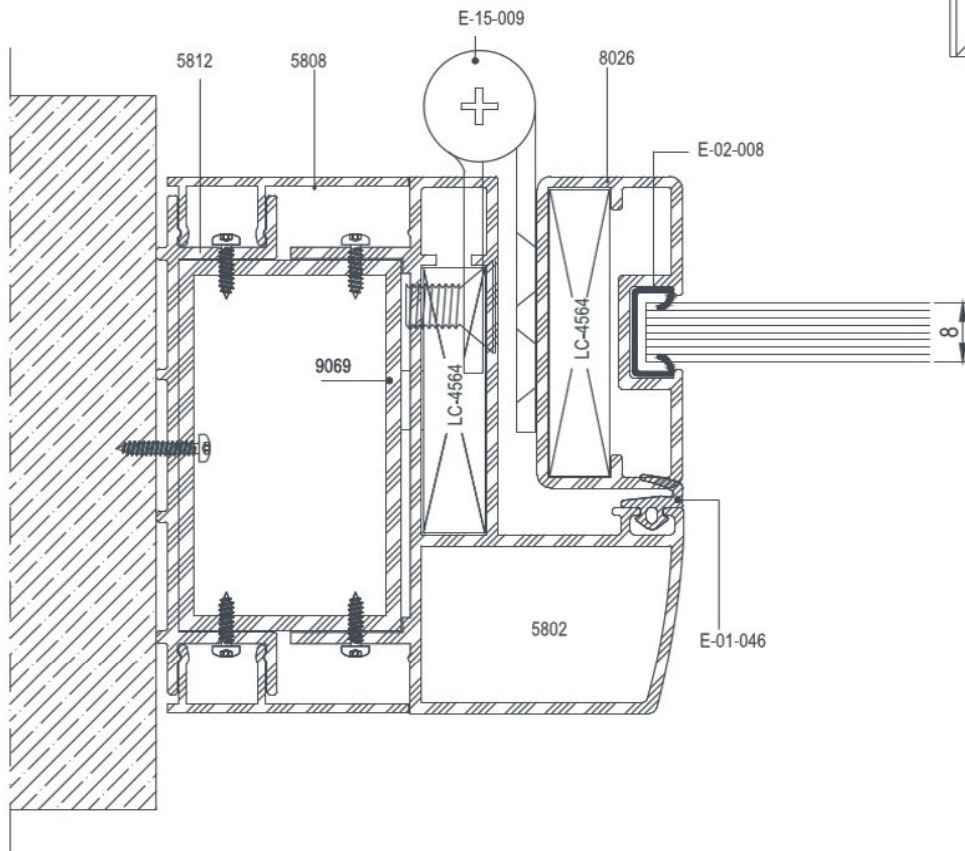
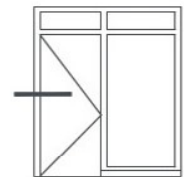
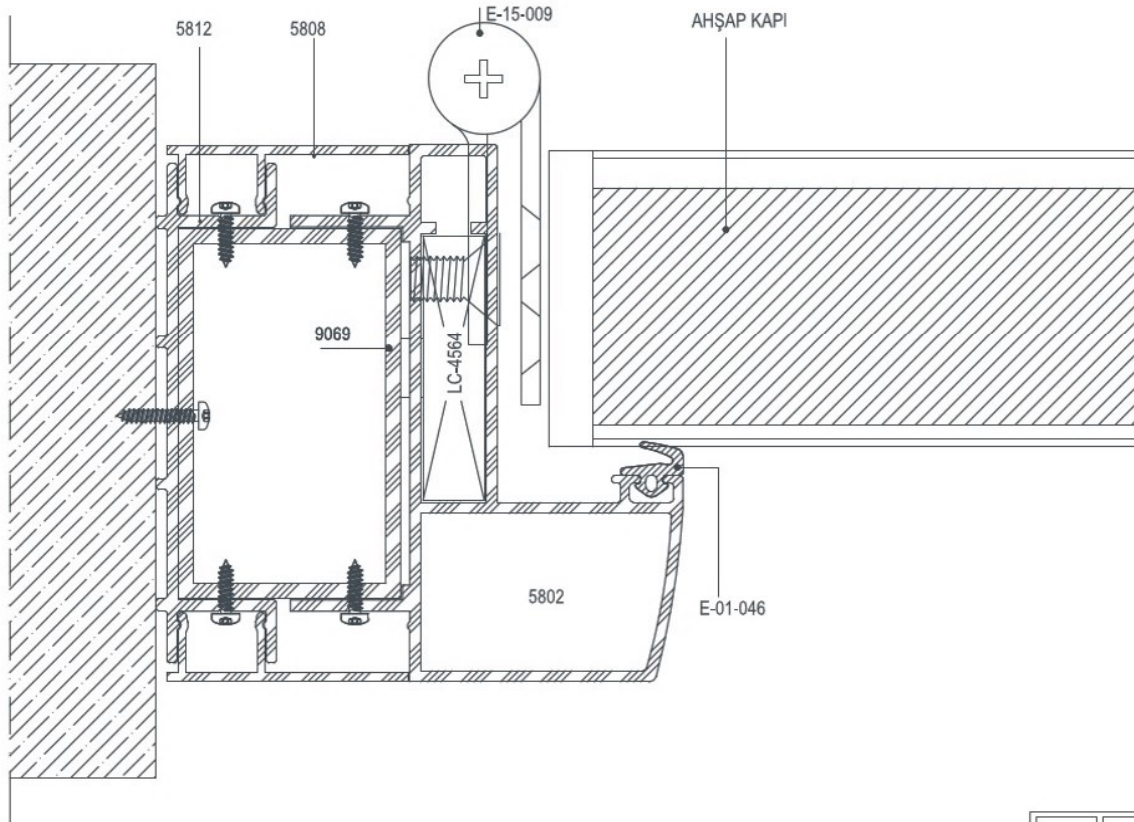


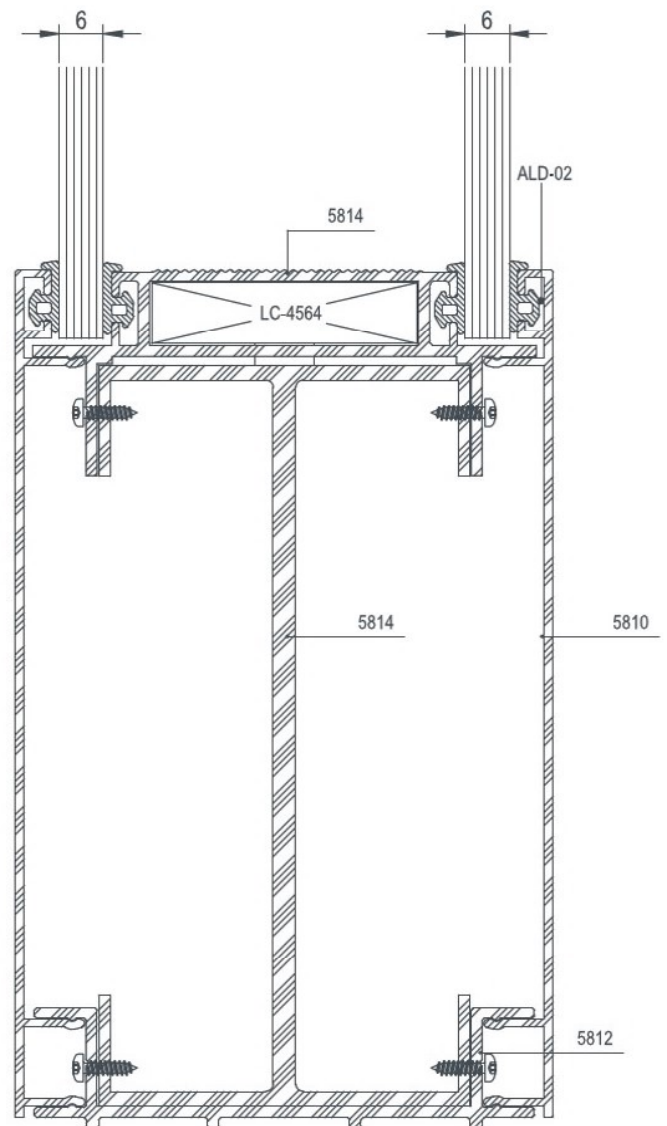
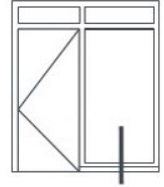
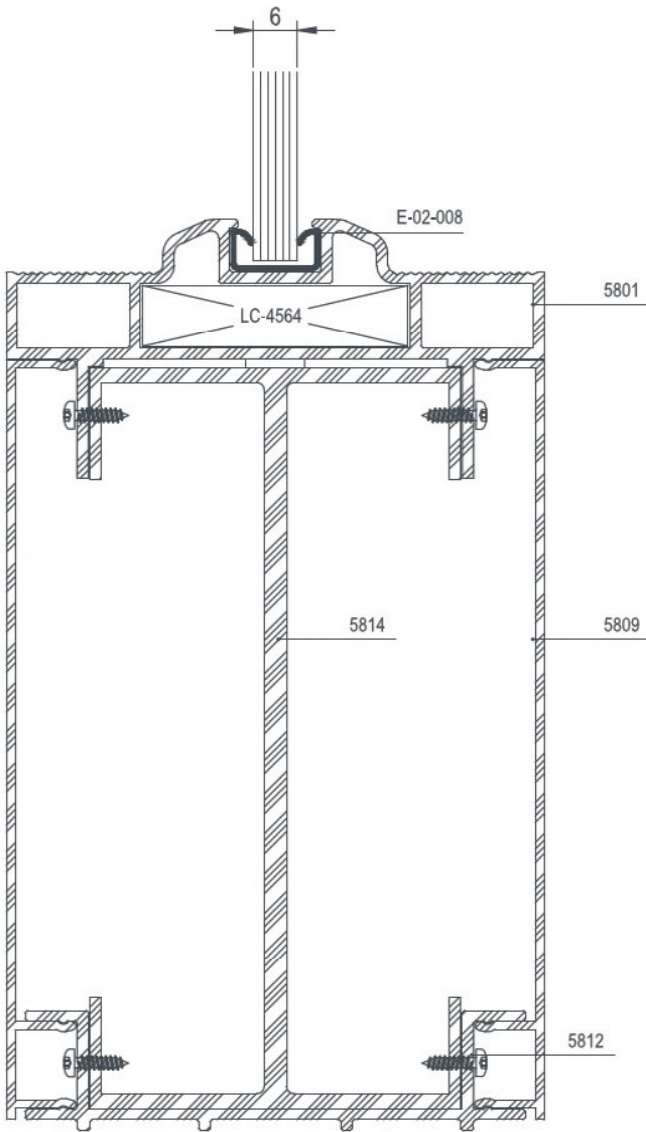


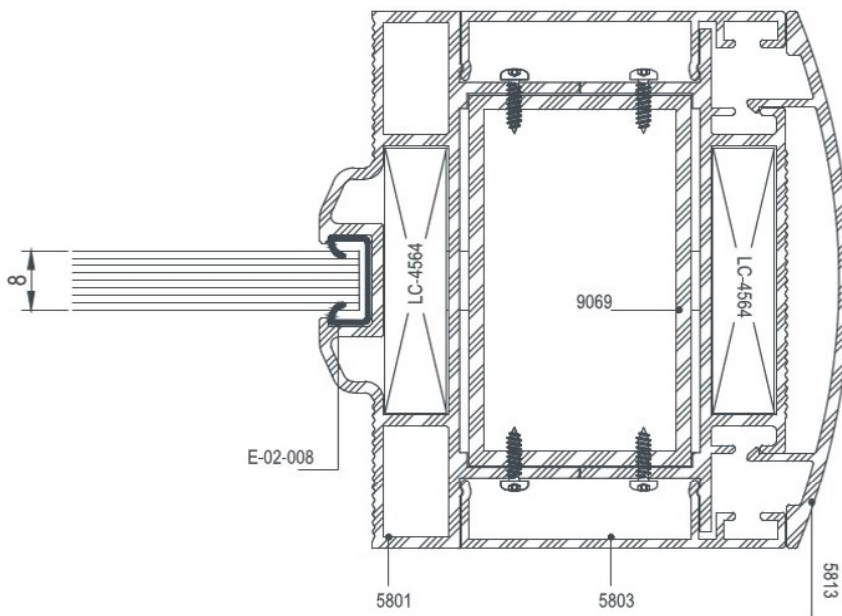
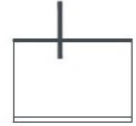
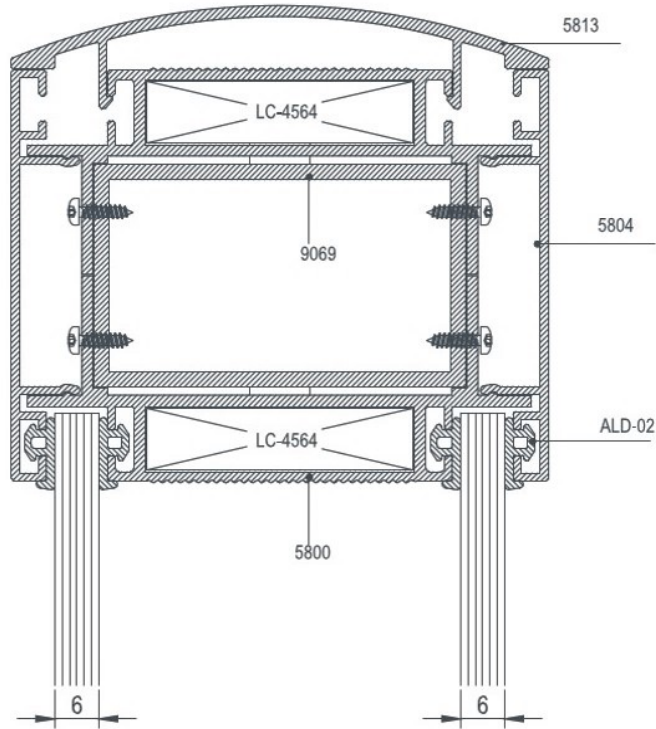


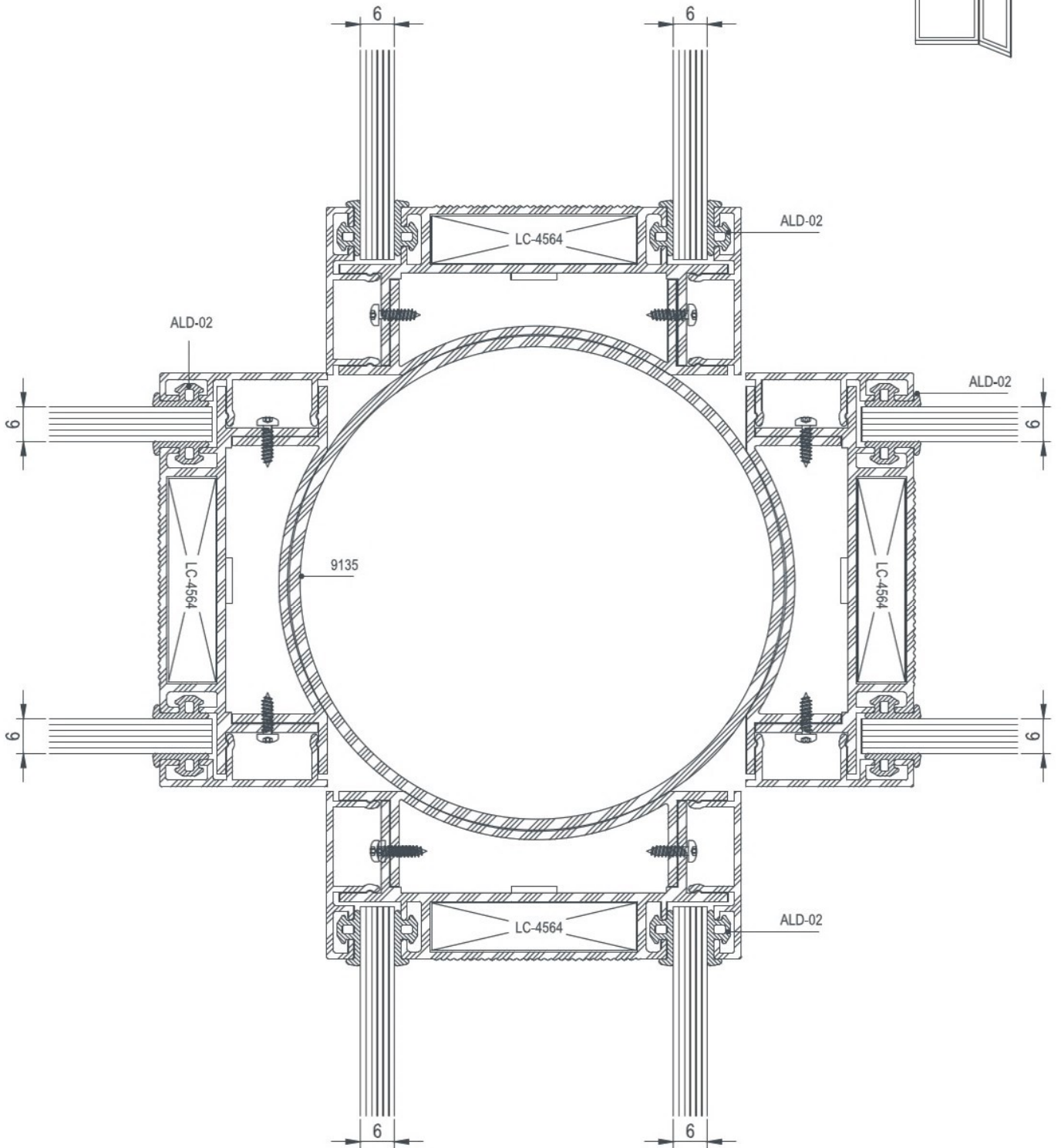













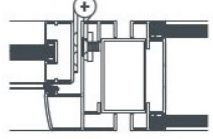

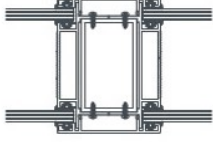

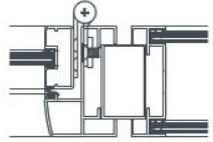

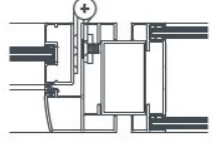



EO 73

AKSESUARLAR

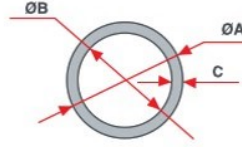
ACCESSORIES



	<p>E-01-046 Dış Bini Fiteli Acoustical Gasket 40 gr/mt</p>	
	<p>ALD-02 Bini Fiteli Acoustical Gasket 26 gr/mt</p>	
	<p>E-02-008 Pvc Cam Tutucu (8 MM) Pvc Glazing Bead</p>	
	<p>E-15-009 Kapı Mentşesi Door Hinges</p>	



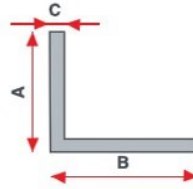
STANDART PROFILLER



BORU PROFİLLERİ - PIPE PROFILES

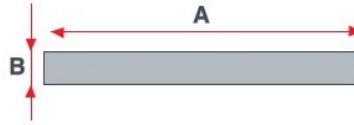
A(mm)	B(mm)	C(mm)	Kg/mt	Profil Kodu
11.8	9.8	1	0,092	9014
12	9	1,5	0,134	9090
12	8	2	0,170	9089
12	10	1	0,093	9091
15	10	2,5	0,266	9092
15	13	1	0,119	9094
15	12	1,5	0,172	9093
16	13,6	1,2	0,152	2503
16	13	1,5	0,185	2511
16	12,4	1,8	0,220	2010
18	16	1	0,145	9095
18	15	1,5	0,211	9300
18	14	2	0,273	9335
19	16,6	1,2	0,182	2523
19	16	1,5	0,224	2510
20	18	1	0,162	9098
20	17	1,5	0,236	9097
20	16	2	0,307	9096
20	10	5	0,640	9180
22	19	1,5	0,262	9315
22	20,1	0,95	0,170	9128
22	20	1	0,178	2552
22	18	2	0,338	1967
23	20	1,5	0,273	9127
23	13	5	0,764	9137
24	22	1	0,195	9147
24	20	2	0,374	9099
25	23,2	0,9	0,184	9129
25	23	1	0,205	9355
25	22,8	1,1	0,224	2551
25	21	2	0,391	9101
25	20	2,5	0,478	9100
25	19	3	0,561	9392
25	18	3,5	0,640	9337
25	17	4	0,712	9144
25	15	5	0,847	9364
30	26	2	0,476	9104
30	24	3	0,690	9103
30	22	4	0,883	9143

A(mm)	B(mm)	C(mm)	Kg/mt	Profil Kodu
30	20	5	1,064	9102
32	29	1,5	0,390	9181
32	28	2	0,511	9105
32	25	3,5	0,848	9319
32,6	21	5,8	1,332	9146
35	32	1,5	0,428	9106
35	31	2	0,562	2536
35	30	2,5	0,691	2529
35	29	3	0,816	9320
35	25	5	1,274	9390
38	35	1,5	0,466	9107
40	30	5	1,485	9275
40	37	1,5	0,492	2544
40	36	2	0,647	9112
40	35	2,5	0,799	2535
40	34	3	0,945	9111
40	32	4	1,228	9182
40	25	7,5	2,068	9334
40	24	8	2,180	9110
40	20	10	2,554	9109
40	10	15	3,193	9108
42	37	2,5	0,840	9113
42	36	3	0,993	9389
45	42	1,5	0,555	9017
48	44	2	1,200	9114
48	43	2,5	0,966	9378
48	42	3	1,119	9148
48,3	40,3	4	1,512	9009
50	47,4	1,3	0,539	2549
50	47,2	1,4	0,580	2571
50	47	1,5	0,621	2505
50	46,4	1,8	0,738	2526
50	46	2	0,817	2530
50	45	2,5	1,011	9117
50	44	3	1,200	9116
50	42	4	1,566	9183
50	40	5	1,910	9326
50	34	8	2,903	9115
51	47,2	1,9	0,794	9006



L PROFILLER - L PROFILES

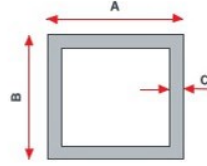
A(mm)	B(mm)	C(mm)	Kg/mt	Profil Kodu
54	50,4	1,8	0,800	2527
55	50	2,5	1,113	9218
55	49	3	1,328	9118
60	30	15	5,724	9289
60	56	2	0,984	9219
60	57,6	1,2	0,602	2508
60	57	1,5	0,747	9018
60	55	2,5	1,220	9379
60	54	3	1,456	9120
60	52	4	1,900	9318
60	44	8	3,529	9407
60	48	6	2,758	9119
60	50	5	2,341	9194
65	55	5	2,556	9184
68	60	4	1,055	9121
70	67	1,5	0,875	9122
70	66	2	1,153	9220
70	64	3	1,713	9185
70	62	4	2,241	9380
74	50	12	6,333	2514
75	69	3	1,830	9365
75	65	5	2,970	9325
75	55	10	5,513	9311
76	72	2	1,260	9123
80	76	2	1,323	9366
80	74	3	1,960	9391
80	70	5	3,192	9124
86,6	82,8	1,9	1,368	9135
90	70	10	6,788	9312
90	82	4	2,918	9336
90	80	5	3,616	9125
93	89,6	1,7	1,319	9134
97,8	90	3,9	3,059	2507
98	93	2,5	2,032	9157
100	84	8	6,242	9290



LAMA PROFILLERİ - RECTANGULAR BAR PROFILES

A(mm)	B(mm)	Kg/mt	Profil Kodu
10	5	0,136	9163
12,8	2	0,069	1502
15	3	0,122	9202
15	10	0,405	9203
20	4	0,216	9204
20	3	0,169	9025
20	6	0,337	9026
20	10	0,562	9027
20	12	0,650	9164
20	15	0,843	9028
21,8	3	0,176	4273
25	3	0,202	9386
25	5	0,351	9029
25	6	0,405	9358
25	10	0,703	9031
30	2	0,169	9030
30	3	0,243	9005
30	4	0,322	9011
30	5	0,422	9012
30	8	0,674	9032
30	10	0,843	9033
30	15	1,220	9165
30	20	1,620	9226
30	25	2,025	9397
30	30	2,529	9034
35	1,5	0,140	9145
35	8	0,759	9166
35	35	3,320	9191
40	2	0,216	9410
40	3	0,325	9167
40	4	0,432	9228
40	6	0,674	9126
40	8	0,899	9035
40	10	1,124	9036
40	20	2,248	9037
40	25	2,700	1968
40	40	4,496	9038
45	3	0,365	9381
45	5	0,607	9132
45	10	0,215	9382
50	2	0,270	9375

A(mm)	B(mm)	Kg/mt	Profil Kodu
50	3	0,405	9205
50	4	0,540	9327
50	5	0,674	9133
50	6	0,810	9285
50	8	1,080	9236
50	10	1,124	9039
50	15	2,025	9348
50	25	3,375	9239
50	30	4,050	9240
50	50	7,025	9040
60	3	0,486	9227
60	4	0,648	9206
60	6	0,972	9207
60	8	1,298	9130
60	10	1,620	9277
60	20	3,372	9042
70	5	0,945	9357
70	6	1,134	9398
70	8	1,512	9261
75	6	1,215	9286
75	10	2,025	9284
80	4	0,867	9168
80	5	1,080	9276
80	6	1,296	9356
80	8	1,728	9237
80	10	2,248	9043
80	20	4,336	9197
100	4	1,080	9399
100	5	1,350	9263
100	8	2,160	9264
100	10	2,810	9044
100	12	3,240	9328
100	15	4,215	6015
110	6(R3)	1,768	9003
120	5	1,626	9169
120	8	2,602	9170
150	5	2,025	9383
150	10	4,065	9196
150	12	4,860	9265
160	6(R3)	2,581	9004
200	20	10,800	6009



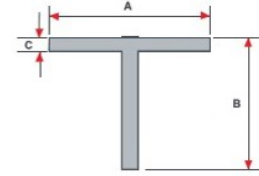
KUTU PROFİLLERİ - BOX PROFILES

A(mm)	B(mm)	C(mm)	Kg/mt	Profil Kodu
20	10	1,5	0,219	9216
20(R3)	15	1,6	0,257	9139
20	20	1	0,205	9295
20	20	2	0,390	9056
25	15	2	0,390	9186
25	25	1,5	0,381	9385
25	25	2	0,497	9268
25	25	3	0,713	9341
30	10	1,50	0,300	9293
30	15	2	0,442	9393
30	20	2	0,498	9057
30	30	2	0,607	9058
30	30	3	0,878	9059
35	25	2	0,605	9406
35	35	2	0,712	9394
40	20	1	0,314	3002
40	20	1,5	0,463	9142
40	20	2	0,607	9060
40	20	2,5	0,743	9411
40	20	3	0,877	9061
40	30	2	0,715	9062
40	30	3	1,037	9269
40	40	0,9	0,381	3014
40	40	1	0,423	3000
40	40	1,75	0,726	1166
40	40	2	0,823	9013
40	40	2,5	1,012	9291
40	40	3	0,901	9063
40	40	4	1,561	9064
45	45	2	0,928	9367
50	20	2	0,715	9068
50	25	2	0,766	9360
50	25	3	1,117	9230
50	30	2	0,824	9069
50	30	2,5	1,012	9339
50	30	3	1,203	9070
50	40	1,2	0,569	3001
50	40	3	1,366	9071
50	40	5	1,147	9362
50	50	2	1,040	9065
50	50	3	1,528	9066
50	50	4	1,994	9067
50	50	5	2,439	9195

A(mm)	B(mm)	C(mm)	Kg/mt	Profil Kodu
50	95	1,5	1,154	3026
60	20	1,75	0,723	1173
60	20	2	0,824	9187
60	30	2	0,932	9072
60	30	3	1,366	9073
60	40	1,2	0,635	3036
60	40	2	1,040	9074
60	40	2,5	1,282	9340
60	40	3	1,528	9075
60	40	4	1,994	9076
60	50	3	1,684	9368
60	60	2	1,253	9271
60	60	3	1,853	9077
60	60	4	2,419	9229
65	25	1	0,477	3007
66	42	1,75	0,989	1170
70	20	2	0,824	9188
70	30	1	0,531	3008
70	30	2	1,037	9301
70	40	1,75	1,011	1167
70	70	2	1,468	9369
70	70	4	2,862	9078
75	32	1,1	0,625	3027
80	20	2	1,040	9079
80	40	1,4	0,889	3035
80	40	1,5	0,951	3028
80	40	2	1,253	9270
80	40	3	1,853	9080
80	40	4	2,425	9081
80	50	2,7	1,823	9155
80	50	3	2,016	9189
80	50	4	2,645	9082
80	60	4	2,862	9083
80	80	3	2,504	9084
80	80	4	3,295	9085
80	80	5	4,050	9292
90	90	4	2,862	9086
100	100	1,7	1,811	3038
100	100	2	2,117	9217
100	100	4	4,162	9087
100	100	5	5,149	9088
200	50	2,4	3,178	9310


T PROFİLLERİ - T PROFILES

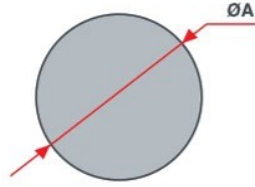
A(mm)	B(mm)	C(mm)	Kg/mt	Profil Kodu
20	20	2	0,206	9322
25	25	1	0,133	6040
25	25	3	0,381	9255
30	30	1	0,158	6054
40	40	3	0,624	9402
50	50	3	0,786	9342
50	50	4	1,036	9403
50	50	5	1,283	9256
40	40	4	0,824	9178
60	60	4	1,257	9179
60	60	6	1,846	9387
80	80	8	3,283	9395



U PROFİLLERİ - U PROFILES

A(mm)	B(mm)	C(mm)	Kg/mt	Profil Kodu
20	20	2	0,303	9272
40	20	2	0,410	9346
40	25	3	0,681	9323
40	30	3	0,761	9353
40	40	4	1,210	9273
50	25	4	0,994	9344
50	30	3	0,843	9266
50	30	4	1,102	9213
50	40	4	1,317	9343
50	50	4	1,534	9316
50	50	5	1,890	9371
60	40	3	1,085	9370
60	40	4	1,426	9252
60	60	5	2,295	9214
80	40	3	1,248	9253
80	40	4	1,642	9238
80	40	5	2,033	9190
100	40	3	1,409	9215
100	50	3	1,572	9254
100	50	5	2,575	9193
120	60	5	3,105	9324





DOLU ÇUBUK - CIRCULAR BAR PROFILES

A(mm)	Kg/mt	Profil Kodu
10	0,212	9045
12	0,305	9046
14	0,417	9047
16	0,544	9048
18,5	0,728	1193
20	0,851	2542
22	1,030	9049
25	1,330	9050
28	1,169	9051
30	1,915	9001
32	2,180	9052
35	2,598	9274
40	3,405	9000
42	3,754	9053
45	4,310	9054
48,5	5,008	9198
50	5,321	9055



SERTİFİKALAR



TÜRK STANDARDLARI ENSTİTÜSÜ
TÜRK STANDARDLARINA UYGUNLUK BELGESİ
TURKISH STANDARDS INSTITUTION
CERTIFICATE OF CONFORMITY TO TURKISH STANDARDS

Markanın Tanımı Description of the Mark
TSE veya/ve  veya/ve **TSE**

BELGE NUMARASI REFERENCE NUMBER OF LICENCE	028217-TSE-01/01
BELGENİN İLK VERİLİŞ TARİHİ DATE OF FIRST ISSUE OF LICENCE	27.06.2013
BELGENİN SON GEÇERLİLİK TARİHİ LICENCE VALID UNTIL	27.06.2019
BELGE SAHİBİ KURULUŞUN ADI NAME OF THE LICENCE HOLDER	ENDER PVC VE ALÜMİNYUM YAPI ELEMANLARI SAN. VE TIC. A.Ş.
BELGE SAHİBİ KURULUŞUN ADRESİ ADDRESS OF THE LICENCE HOLDER	2. ORGANİZE SAN. BÖLGESİ TEDAŞ YANI BAŞPINAR/GAZIANTEP GAZIANTEP/TÜRKİYE
ÜRETİM YERİ ADI NAME OF THE MANUFACTURING PLACE	ENDER PVC VE ALÜMİNYUM YAPI ELEMANLARI SAN.VE TIC. A.Ş.
ÜRETİM YERİ ADRESİ ADDRESS OF THE MANUFACTURING PLACE	4. ORGANİZE SANAYİ BÖLGESİ 83422 NOLU CADDE NO:3 ŞEHİTKAMİL/ GAZIANTEP GAZIANTEP / TÜRKİYE
İPTAL EDİLEN BELGE NUMARASI (Varsa) INDICATION OF SUPERSEDED LICENCE (if any)	14.0.30.4.27.00/TSE-65240
TESCİLLİ TİCARİ MARKASI REGISTERED TRADE MARK	ENDER ALÜMİNYUM
İLGİLİ TÜRK STANDARDI RELATED TURKISH STANDARD	TS EN 12020-1 / Alüminyum ve alüminyum alaşımları - EN AW- 6060 ve EN AW- 6063 alaşımlarından ekstrüzyon ile imal edilmiş hassas profiller - Bölüm 1: Teknik muayene ve teslim şartları / 02.03.2010
BELGE KAPSAMI SCOPE OF LICENCE	

ALÜMİNYUM VE ALÜMİNYUM ALAŞIMLARI
EN AW -6060 VE EN AW- 6063 ALAŞIMLARINDAN EKSTRÜZYON İLE İMAL EDİLMİŞ HASSAS PROFİLLER-
BÖLÜM-1 TEKNİK MUAYENE VE TESLİM ŞARTLARI (ISIL BARIYERSİZ PROFİLLER)
ALÜMİNYUM VE ALÜMİNYUM ALAŞIMLARINDAN
EKSTRÜZYON İLE İMAL EDİLMİŞ HASSAS PROFİLLER-EN AW -6060 VE EN AW- 6063 ALAŞIMLI ALÜMİNYUM
MALZEMEDEN ISIL BARIYERLİ VE ISIL BARIYERSİZ PROFİLLER

e-İmza/e-signed

12.06.2018

Belgelendirme Merkezi Başkanı Adına
MEHMET TUNÇER
GAZIANTEP BELGELENDİRME MÜDÜR V.

*Bu belge, belgelendiren ürünün, üretim yerinin Enstitümüzün belirlediği şartları karşıladığını da gösterir.
*Bu belge hiç bir suretle taraf edilemez, kısmen veya okunmasını zorlaştıracak şekilde çoğaltılamaz, kaza ve silinti yapılamaz.
*TSE GAZIANTEP BELGELENDİRME MÜDÜRLÜĞÜ * Adres: 2.Organize Sanayi Bölgesi Hacı Sani Konukoğlu Bulvarı No 9 Başpınar 27120 Şehitkamil GAZIANTEP * Tel: 0 342 337 95 03 (Pbx) * Faks: 0 342 337 95 08
*TSE BELGELENDİRME MERKEZİ BAŞKANLIĞI, Adres: Necatibey Cad. No:112 06100 Bakanlıklar/ANKARA - Tel: 0 312 416 64 81 / 416 64 27, Faks: 0 312 416 66 17.
e-posta : bmb@tse.org.tr , web : www.tse.org.tr

<https://evrakkontrol.tse.org.tr/BelgeDogrulama.aspx?p=cbhf2pe> adresinden belgenin doğruluğunu ve geçerliliğini sorgulayınız.



1 / 1



TÜRK STANDARDLARI ENSTİTÜSÜ
TÜRK STANDARDLARINA UYGUNLUK BELGESİ
TURKISH STANDARDS INSTITUTION
CERTIFICATE OF CONFORMITY TO TURKISH STANDARDS

Markanın Tanımı Description of the Mark
TSE veya/or  veya/or **T S E**

BELGE NUMARASI
REFERENCE NUMBER OF LICENCE 028217-TSE-03/01

BELGENİN İLK VERİLİŞ TARİHİ
DATE OF FIRST ISSUE OF LICENCE 05.12.2014

BELGENİN SON GEÇERLİLİK TARİHİ
LICENCE VALID UNTIL 05.12.2018

BELGE SAHİBİ KURULUŞUN ADI
NAME OF THE LICENCE HOLDER ENDER PVC VE ALÜMİNYUM YAPI ELEMANLARI SAN. VE
TİC. A.Ş.

BELGE SAHİBİ KURULUŞUN ADRESİ
ADDRESS OF THE LICENCE HOLDER 2. ORGANİZE SAN. BÖLGESİ TEDAŞ YANI BAŞPINAR/GAZİANTEP
GAZİANTEP/TÜRKİYE

ÜRETİM YERİ ADI
NAME OF THE MANUFACTURING PLACE ENDER PVC VE ALÜMİNYUM YAPI ELEMANLARI SAN. VE TİC. A.Ş.

ÜRETİM YERİ ADRESİ
ADDRESS OF THE MANUFACTURING PLACE 4.ORGANİZE SANAYİ BÖLGESİ 83422 NOLU CD.NO:3 ŞEHİTKAMİL
GAZİANTEP / TÜRKİYE

İPTAL EDİLEN BELGE NUMARASI (Varsa)
INDICATION OF SUPERSEDED LICENCE (if any) 14.0.30.4.27.00/TSE-65307

TESCİLLİ TİCARİ MARKASI
REGISTERED TRADE MARK ENDER ALÜMİNYUM

İLGİLİ TÜRK STANDARDI
RELATED TURKISH STANDARD TS 4922 / Metalik Malzemelerin Yüzey İşlemi- Alüminyum ve Biçimlenebilir
Alüminyum Alaşımlarının Anodik Oksidasyonu (Eloksal), Teknik Özellikler /
27.10.1986

BELGE KAPSAMI
SCOPE OF LICENCE

-Alüminyum ve biçimlenebilir alüminyum alaşımlarının anodik oksidasyonu (eloksal) – Normal kalite, Fırçalama ön işlemleri tatbik edilmiş (E2), Eloksal kaplama kalınlığı 10 µm
-Alüminyum ve biçimlenebilir alüminyum alaşımlarının anodik oksidasyonu (eloksal) – Normal kalite, Parlatma Ön işlemleri tatbik edilmiş (E3), Eloksal kaplama kalınlığı 10 µm
-Alüminyum ve biçimlenebilir alüminyum alaşımlarının anodik oksidasyonu (eloksal) – Normal kalite, Kimyasal matlaştırma Ön işlemleri tatbik edilmiş (E6), Eloksal kaplama kalınlığı 10 µm

-Alüminyum ve biçimlenebilir alüminyum alaşımlarının anodik oksidasyonu (eloksal) – Normal kalite, Fırçalama ön işlemleri tatbik edilmiş (E2), Eloksal kaplama kalınlığı 20 µm
-Alüminyum ve biçimlenebilir alüminyum alaşımlarının anodik oksidasyonu (eloksal) – Normal kalite, Parlatma Ön işlemleri tatbik edilmiş (E3), Eloksal kaplama kalınlığı 20 µm
-Alüminyum ve biçimlenebilir alüminyum alaşımlarının anodik oksidasyonu (eloksal) – Normal kalite, Kimyasal matlaştırma Ön işlemleri tatbik edilmiş (E6), Eloksal kaplama kalınlığı 20 µm

25/12/2017
HÜSAMETTİN ERBİLGİN
GAZİANTEP BELGELENDİRME
MÜDÜRÜ

*Bu belge, belgelendirilen ürünün, üretim yerinin Enstitümüzün belirlediği şartları karşıladığını da gösterir.
*Bu belge hiç bir suretle tahvil edilemez, kısmen veya okunmasını zorlaştıracak şekilde çoğaltılamaz, kızırtı ve silinti yapılamaz.
*TSE GAZİANTEP BELGELENDİRME MÜDÜRLÜĞÜ * Adres: 2.Organize Sanayi Bölgesi Hacı Sarı Konukoğlu Bulvarı No:9 Başpınar 27120 Şehitkamil GAZİANTEP * Tel: 0 342 337 6504 * Faks: 0 342 337 95 08
*TSE BELGELENDİRME MERKEZİ BAŞKANLIĞI, Adres: Necatibey Cad. No:112 06100 Bakanlıklar/ANKARA – Tel: 0 312 416 64 81 / 416 64 27 - Faks: 0 312 416 66 17
e-posta: bme@tse.org.tr , web : www.tse.org.tr

<https://www.kontrol.tse.org.tr/BelgeDogrulama.aspx?7p=sgnqxqm> adresinden belgenin doğruluğunu ve geçerliliğini sorgulayınız.



1 / 1



TÜRK STANDARDLARI ENSTİTÜSÜ
TÜRK STANDARDLARINA UYGUNLUK BELGESİ
TURKISH STANDARDS INSTITUTION
CERTIFICATE OF CONFORMITY TO TURKISH STANDARDS

Markanın Tanımı Description of the Mark
TSE veya/ve  veya/ve **TSE**

BELGE NUMARASI REFERENCE NUMBER OF LICENCE	028217-TSE-02/02
BELGENİN İLK VERİLİŞ TARİHİ DATE OF FIRST ISSUE OF LICENCE	09.02.2015
BELGENİN SON GEÇERLİLİK TARİHİ LICENCE VALID UNTIL	31.12.2018
BELGE SAHİBİ KURULUŞUN ADI NAME OF THE LICENCE HOLDER	ENDER PVC VE ALÜMİNYUM YAPI ELEMANLARI SAN. VE TİC. A.Ş.
BELGE SAHİBİ KURULUŞUN ADRESİ ADDRESS OF THE LICENCE HOLDER	2. ORGANİZE SAN. BÖLGESİ TEDAŞ YANI BAŞPINAR/GAZİANTEP GAZİANTEP/TÜRKİYE
ÜRETİM YERİ ADI NAME OF THE MANUFACTURING PLACE	ENDER PVC VE ALÜMİNYUM YAPI ELEMANLARI SAN. VE TİC. A.Ş.
ÜRETİM YERİ ADRESİ ADDRESS OF THE MANUFACTURING PLACE	4.ORGANİZE SANAYİ BÖLGESİ 83422 NOLU CD.NO:3 ŞEHİTKAMİL GAZİANTEP / TÜRKİYE
İPTAL EDİLEN BELGE NUMARASI (Varsa) INDICATION OF SUPERSEDED LICENCE (if any)	028217-TSE-02/01
TESCİLLİ TİCARİ MARKASI REGISTERED TRADE MARK	ENDER ALÜMİNYUM
İLGİLİ TÜRK STANDARDI RELATED TURKISH STANDARD	TS EN 755-1 / Alüminyum ve alüminyum alaşımları – Ekstrüzyonla imal edilmiş tellik çubuk/çubuk, boru ve profiller – Bölüm 1: Muayene ve teslim için teknik şartlar / 09.03.2010
BELGE KAPSAMI SCOPE OF LICENCE	ALÜMİNYUM VE ALÜMİNYUM ALAŞIMLARI – EKSTRÜZYONLA İMAL EDİLMİŞ TELLİK ÇUBUK/ÇUBUK, BORU VE PROFİLLER – EN AW 6060 ALAŞIMINDAN İMAL EDİLMİŞ, TELLİK ÇUBUK VE PROFİL ALÜMİNYUM VE ALÜMİNYUM ALAŞIMLARI – EKSTRÜZYONLA İMAL EDİLMİŞ TELLİK ÇUBUK/ÇUBUK, BORU VE PROFİLLER – EN AW 6063 ALAŞIMINDAN İMAL EDİLMİŞ, TELLİK ÇUBUK VE PROFİL

e-İmzalı/e-signed

12.06.2018

Belgelendirme Merkezi Başkanı Adına
MEHMET TUNÇER
GAZİANTEP BELGELENDİRME MÜDÜR V.

*Bu belge, belgelendirilen ürünün, üretim yerinin Enstitümüzün belirlediği şartları karşıladığını da gösterir.
*Bu belge hiç bir suretle tahvil edilemez, kısmen veya okunmasını zorlaştıracak şekilde çoğaltılamaz, kızırtı ve silinti yapılamaz.
*TSE GAZİANTEP BELGELENDİRME MÜDÜRLÜĞÜ * Adres: 2.Organize Sanayi Bölgesi Hacı Sami Konukoğlu Bulvarı No:9 Başpınar 27120 Şehitkamil GAZİANTEP * Tel: 0 342 337 95 03 (Pbx) * Faks: 0 342 337 95 08
*TSE BELGELENDİRME MERKEZİ BAŞKANLIĞI, Adres: Necatibey Cad. No:112 06100 Bakanlıklar/ANKARA – Tel: 0 312 416 64 81 / 416 64 27, Faks: 0 312 416 66 17
e-posta : bmb@tse.org.tr . web : www.tse.org.tr

<https://evrakkontrol.tse.org.tr/BelgeDogrulama.aspx?p=7mg0ttqn> adresinden belgenin doğruluğunu ve geçerliliğini sorgulayınız.



1 / 1



Authorization to use the quality sign



This is to certify that

Ender Pvc ve Alüminyum Yapı Elemanları Sanayi ve Ticaret A.S.

4. OSB 83422 Nolu Cadde No: 3
TR – 27500 Baspınar-Gaziantep

Licence number: 1643

is authorized to use the quality sign which is shown above, according to the regulations for the use of the quality label for ARCHITECTURAL ANODIZING as described in the current edition of the Specifications for the QUALANOD quality label for sulfuric acid-based anodizing of aluminium (Edition 01.01.2017). Architectural anodizing is one of the four types of anodizing covered by the Specifications.

Date of issue of the licence: 06.01.2016
Period of validity of the licence: until 31.12.2018

Zurich, 23 November 2017

QUALANOD

José Arenas
President

CERTIFICATION BODY

Josef Schoppig
AC-Fiduciaire SA



Phone: +41 (0)43 305 09 70 Fax: +41 (0)43 305 09 98
E-Mail: j.schoppig@actreu.ch Website: www.qualanod.net

Mailing address:
QUALANOD, P.O. Box 1507, CH-8027 Zurich

Domicile:
QUALANOD
c/o AC-Fiduciaire SA (certification body)
Tödistrasse 42, CH-8002 Zurich



Authorization to use the quality sign



This is to certify that

**Ender Pvc ve Alüminyum Yapı Elemanları Sanayi ve Ticaret
A.S.**

4. OSB 83422 Nolu Cadde No: 3
TR – 27500 Baspınar-Gaziantep

Licence number: 1452

is authorized to use the quality sign which is shown above according to the REGULATIONS FOR THE USE OF THE QUALICOAT QUALITY SIGN FOR PAINT, LACQUER AND POWDER COATINGS ON ALUMINIUM FOR ARCHITECTURAL APPLICATIONS.

Date of issue of the licence: 30.12.1899
Period of validity of the licence: until 31.12.2018

Zurich, 19 December 2017

QUALICOAT

M. C. Panam

Mohammed C. Panam
President

CERTIFICATION BODY

JS

Josef Schoppig
AC-Fiduciaire SA



Mailing address:
QUALICOAT, P.O. Box 1507, CH-8027 Zurich
Domicile:
QUALICOAT c/o AC-Fiduciaire SA, Tödistrasse 42, CH-8002 Zurich

Phone: +41 (0)43 305 09 70/79
Fax: +41 (0)43 305 09 98
E-mail: info@qualicoat.net
Internet: www.qualicoat.net



SERTİFİKA

81194

Bu sertifika aşağıda adı geçen kuruluşa UDEM Uluslararası Belgelendirme Denetim Eğitim Merkezi San. ve Tic. A.Ş. tarafından verilmiştir.

Ender PVC ve Alüminyum Yapı Elemanları Sanayi ve Ticaret Anonim Şirketi

Merkez: 2.Organize Sanayi Bölgesi 27120 Tedaş Bitişiği Başpınar
GAZİANTEP / TÜRKİYE

Fabrika: 4. Organize Sanayi Bölgesi 83422 No'lu Cadde Şehitkamil
GAZİANTEP / TÜRKİYE

OHSAS-18001

Kapsam: Alüminyum profil imalatı

EA Kodu: 17

Belgelendirme Denetim Tarihi : 04.05.2015
Tescil Tarihi : 13.05.2015
Yeniden Basım Tarihi : 10.05.2018
Geçerlilik Tarihi : 12.05.2019



UDEM Uluslararası Belgelendirme
Denetim Eğitim Merkezi
San. ve Tic. A.Ş. Onayı



UDEM Uluslararası Belgelendirme Denetim Eğitim Merkezi Sanayi ve Ticaret Anonim Şirketi bu belge ile adı geçen kuruluşun yukarıdaki standardın şartlarına uygun bir yönetim sistemine sahip olduğunu belgeler. Sistem etkin bir şekilde sürdürüldükçe ve gözetim denetimleri zamanında yapıldığı müddetçe bu belge tescil tarihinden itibaren 3 yıl boyunca geçerlidir. Belgenin geçerliliği www.udem.com.tr. İnternet sayfasından kontrol edilebilir. Bu belgenin mülkiyet hakkı UDEM Uluslararası Belgelendirme Denetim Eğitim Merkezi Sanayi ve Ticaret Anonim Şirketi'ne aittir ve istenildiğinde iade edilmelidir.

Adres: Mutlukent Mahallesi 2073 Sokak (Eski 93 Sokak) No:10 Çankaya – Ankara – TÜRKİYE

Tel: +90 312 443 03 90 (pbx) Faks: +90 312 443 03 76

E-posta: info@udemltd.com.tr Web: www.udem.com.tr



CERTIFICATE

81194

This certificate was given to the below stated company by UDEM International Certification
Audit Training Cent. Ind. Inc. Co.

Ender PVC ve Alüminyum Yapı Elemanları Sanayi ve Ticaret Anonim Şirketi

Head Office: 2.Organize Sanayi Bölgesi 27120 Tedaş Bitişiği Başpınar
GAZIANTEP / TURKEY
Factory: 4. Organize Sanayi Bölgesi 83422 No'lu Cadde Şehitkamil
GAZIANTEP / TURKEY

OHSAS-18001

Scope: Manufacturing of aluminum profile

EA Code: 17

Certification Audit Date	: 04.05.2015
Decision Date	: 13.05.2015
Reissue Date	: 10.05.2018
Expiry Date	: 12.05.2019



UDEM International Certification
Audit Training Cent. Ind. Inc. Co.



Hereby, UDEM International Certification Audit Training Cent. Ind. Inc. Co. certifies that the above stated company have the appropriate management system according to the requirements of the above standard. This certificate is valid for 3 years since the decision date as long as the system is effectively maintained and surveillance audits are carried out. The validity of the certificate can be checked through www.udem.com.tr. The certificate is the property of UDEM International Certification Audit Training Cent. Ind. Inc. Co. and shall be returned if requested.

Address: Mutlukent Mahallesi 2073 Sokak (Eski 93 Sokak) No:10 Çankaya – Ankara - TURKEY
Tel: +90 312 443 03 90 (pbx) Fax: +90 312 443 03 76
E-mail: info@udemitd.com.tr Web: www.udem.com.tr



SERTİFİKA

61236

Bu sertifika aşağıda adı geçen kuruluşa UDEM Uluslararası Belgelendirme Denetim Eğitim Merkezi San. ve Tic. A.Ş. tarafından verilmiştir.

Ender PVC ve Alüminyum Yapı Elemanları Sanayi ve Ticaret Anonim Şirketi

Merkez: 2.Organize Sanayi Bölgesi 27120 Tedaş Bitişiği Başpınar
GAZİANTEP / TÜRKİYE

Fabrika: 4. Organize Sanayi Bölgesi 83422 No'lu Cadde Şehitkamil
GAZİANTEP / TÜRKİYE

ISO 14001:2015

Kapsam: Alüminyum profil imalatı

EA Kodu: 17

Belgelendirme Denetim Tarihi : 09.05.2015
Tescil Tarihi : 13.05.2015
Yeniden Basım Tarihi : 10.05.2018
Geçerlilik Tarihi : 12.05.2019



UDEM Uluslararası Belgelendirme
Denetim Eğitim Merkezi
San. ve Tic. A.Ş. Onayı



UDEM Uluslararası Belgelendirme Denetim Eğitim Merkezi Sanayi ve Ticaret Anonim Şirketi bu belge ile adı geçen kuruluşun yukarıdaki standardın şartlarına uygun bir yönetim sistemine sahip olduğunu belgeler. Sistem etkin bir şekilde sürdürüldükçe ve gözetim denetimleri zamanında yapıldığı müddetçe bu belge tescil tarihinden itibaren 3 yıl boyunca geçerlidir. Belgenin geçerliliği www.udem.com.tr, www.jas-anz.org/register, internet sayfasından kontrol edilebilir. Bu belgenin mülkiyet hakkı UDEM Uluslararası Belgelendirme Denetim Eğitim Merkezi Sanayi ve Ticaret Anonim Şirketi' ne aittir ve istenildiğinde iade edilmelidir.

Adres: Mutlukent Mahallesi 2073 Sokak (Eski 93 Sokak) No:10 Çankaya – Ankara – TÜRKİYE

Tel: +90 312 443 03 90 (pbx) Faks: +90 312 443 03 76

E-posta: info@udemtd.com.tr Web: www.udem.com.tr



CERTIFICATE

61236

This certificate was given to the below stated company by UDEM International Certification
Audit Training Cent. Ind. Inc. Co.

Ender PVC ve Alüminyum Yapı Elemanları Sanayi ve Ticaret Anonim Şirketi

Head Office: 2.Organize Sanayi Bölgesi 27120 Tedaş Bitişiği Başpınar
GAZIANTEP / TURKEY
Factory: 4. Organize Sanayi Bölgesi 83422 No'lu Cadde Şehitkamil
GAZIANTEP / TURKEY

ISO 14001:2015

Scope: Manufacturing of aluminum profile

EA Code: 17

Certification Audit Date : 09.05.2015
Decision Date : 13.05.2015
Reissue Date : 10.05.2018
Expiry Date : 12.05.2019



UDEM International Certification
Audit Training Cent. Ind. Inc. Co.



Hereby, UDEM International Certification Audit Training Cent. Ind. Inc. Co. certifies that the above stated company have the appropriate management system according to the requirements of the above standard. This certificate is valid for 3 years since the decision date as long as the system is effectively maintained and surveillance audits are carried out. The validity of the certificate can be checked through www.udem.com.tr, www.jas-anz.org/register. The certificate is the property of UDEM International Certification Audit Training Cent. Ind. Inc. Co. and shall be returned if requested.

Address: Mutlukent Mahallesi 2073 Sokak (Eski 93 Sokak) No:10 Çankaya – Ankara - TURKEY
Tel: +90 312 443 03 90 (pbx) Fax: +90 312 443 03 76
E-mail: info@udemltd.com.tr Web: www.udem.com.tr



SERTİFİKA

57689

Bu sertifika aşağıda adı geçen kuruluşa UDEM Uluslararası Belgelendirme Denetim Eğitim Merkezi San. ve Tic. A.Ş. tarafından verilmiştir.

Ender PVC ve Alüminyum Yapı Elemanları Sanayi ve Ticaret Anonim Şirketi

Merkez: 2. Organize Sanayi Bölgesi 27120 Tedaş Bitişiği Başpınar
GAZİANTEP / TÜRKİYE

Fabrika: 4. Organize Sanayi Bölgesi 83422 No'lu Cadde Şehitkamil
GAZİANTEP / TÜRKİYE

ISO 9001:2015

Kapsam: Alüminyum profil imalatı

EA Kodu: 17

Belgelendirme Denetim Tarihi : 09.05.2015
Tescil Tarihi : 13.05.2015
Yeniden Basım Tarihi : 10.05.2018
Geçerlilik Tarihi : 12.05.2019



UDEM Uluslararası Belgelendirme
Denetim Eğitim Merkezi
San. ve Tic. A.Ş. Onayı



UDEM Uluslararası Belgelendirme Denetim Eğitim Merkezi Sanayi ve Ticaret Anonim Şirketi bu belge ile adı geçen kuruluşun yukarıdaki standardın şartlarına uygun bir yönetim sistemine sahip olduğunu belgeler. Sistem etkin bir şekilde sürdürüldükçe ve gözetim denetimleri zamanında yapıldığı müddetçe bu belge tescil tarihinden itibaren 3 yıl boyunca geçerlidir. Belgenin geçerliliği www.udem.com.tr, www.jas-anz.org/register, İnternet sayfasından kontrol edilebilir. Bu belgenin mülkiyet hakkı UDEM Uluslararası Belgelendirme Denetim Eğitim Merkezi Sanayi ve Ticaret Anonim Şirketi'ne aittir ve istenildiğinde iade edilmelidir.

Adres: Mutlukent Mahallesi 2073 Sokak (Eski 93 Sokak) No:10 Çankaya – Ankara – TÜRKİYE

Tel: +90 312 443 03 90 (pbx) Faks: +90 312 443 03 76

E-posta: info@udemitd.com.tr Web: www.udem.com.tr



CERTIFICATE

57689

This certificate was given to the below stated company by UDEM International Certification
Audit Training Cent. Ind. Inc. Co.

Ender PVC ve Alüminyum Yapı Elemanları Sanayi ve Ticaret Anonim Şirketi

Head Office: 2.Organize Sanayi Bölgesi 27120 Tedaş Bitişiği Başpınar
GAZIANTEP / TURKEY
Factory: 4. Organize Sanayi Bölgesi 83422 No'lu Cadde Şehitkamil
GAZIANTEP / TURKEY

ISO 9001:2015

Scope: Manufacturing of aluminum profile

EA Code: 17

Certification Audit Date	: 09.05.2015
Decision Date	: 13.05.2015
Reissue Date	: 10.05.2018
Expiry Date	: 12.05.2019



UDEM International Certification
Audit Training Cent. Ind. Inc. Co.



Hereby, UDEM International Certification Audit Training Cent. Ind. Inc. Co. certifies that the above stated company have the appropriate management system according to the requirements of the above standard. This certificate is valid for 3 years since the decision date as long as the system is effectively maintained and surveillance audits are carried out. The validity of the certificate can be checked through www.udem.com.tr, www.jas-anz.org/register. The certificate is the property of UDEM International Certification Audit Training Cent. Ind. Inc. Co. and shall be returned if requested.

Address: Mutlukent Mahallesi 2073 Sokak (Eski 93 Sokak) No:10 Çankaya – Ankara - TURKEY
Tel: +90 312 443 03 90 (pbx) Fax: +90 312 443 03 76
E-mail: info@udemltd.com.tr Web: www.udem.com.tr



S E R T İ F İ K A

UDEM Uluslararası Belgelendirme Denetim Eğitim Merkezi San. ve Tic. Ltd. Şti.
Mutlukent Mahallesi 2073 Sokak (Eski 93 Sokak) No:10 Çankaya – Ankara – TÜRKİYE

FABRİKA ÜRETİM KONTROLU UYGUNLUK BELGESİ 2292-CPR-4510

Avrupa Parlamentosu ve Konseyi'nin 9 Mart 2011 tarih ve 305/2011/EU sayılı Tüzüğü
(Yapı Malzemeleri Tüzüğü veya CPR) uyarınca, bu belge aşağıda belirtilen yapı malzemesine uygulanır.

YAPI MALZEMELERİ

Sertifika kapsamı : EN AW 6060, EN AW 6063 Alaşımından İmal Edilmiş Alüminyum Profil

- Ekstruze Edilmiş Boru
- Ekstruze Edilmiş Profil

Ender PVC ve Alüminyum Yapı Elemanları Sanayi ve Ticaret A.Ş.

2.Organize Sanayi Bölgesi 27120 Tedaş Bitişiği Başpınar GAZİANTEP / TÜRKİYE

adı veya tescilli markası altında piyasaya sunulan

Ender PVC ve Alüminyum Yapı Elemanları Sanayi ve Ticaret A.Ş.

4. Organize Sanayi Bölgesi 83422 No'lu Cadde Şehitkamil GAZİANTEP / TÜRKİYE


ve imalat tesis(ler)inde üretilmiş

Bu Belge,

EN 15088:2006

standartının ZA Eki'nde tanımlanan performansın değişmezliğinin değerlendirilmesi ve doğrulanması ile ilgili tüm hükümlerin, sistem 2+ altında uygulandığını ve

fabrika üretim kontrolünün ilgili gereklerle uyum içerisinde olduğunu
değerlendirildiğini göstermektedir.


UDEM Uluslararası Belgelendirme
Denetim Eğitim Merkezi
San. ve Tic. Ltd. Şti.
A.YÜCEL KERİMOĞLU
GENEL MÜDÜR

Bu belge, ilk olarak 13.05.2015 tarihinde düzenlenmiş, uyumlaştırılmış standart, yapı malzemesi, PDDD yöntemleri ya da üretim tesisindeki imalat koşulları önemli ölçüde değiştirilmediği sürece, onaylanmış fabrika üretim kontrolü UDEM tarafından askıya alınmaz veya iptal edilmez ise geçerlidir.



Adres: Mutlukent Mahallesi 2073 Sokak (Eski 93 Sokak) No:10 Çankaya – Ankara – TÜRKİYE
Tel: +90 312 443 03 90 Faks: +90 312 443 03 76
E-posta: info@udemltd.com.tr www.udemltd.com.tr



CERTIFICATE

UDEM Uluslararası Belgelendirme Denetim Eğitim Merkezi San. ve Tic. Ltd. Şti.
Mutlukent Mahallesi 2073 Sokak (Eski 93 Sokak) No:10 Çankaya – Ankara – TÜRKİYE

Certificate of Conformity of the Factory Production Control

2292-CPR-4510

In compliance with Regulation (EU) No 305/2011 of the European Parliament and of the Council of 9 March 2011
(the Construction products Regulation or CPR), this certificate applies to the construction products

CONSTRUCTION PRODUCTS

Scope of certificate : EN AW 6060, EN AW 6063 Alloy Produced Aluminum Profile

- Extrudate Pipe
- Extrudate Profil

Placed on the market under the name or trade mark of

Ender PVC ve Alüminyum Yapı Elemanları Sanayi ve Ticaret A.Ş.

2.Organize Sanayi Bölgesi 27120 Tedaş Bitişliği Başpınar GAZIANTEP / TURKEY

and produced in the manufacturing plant

Ender PVC ve Alüminyum Yapı Elemanları Sanayi ve Ticaret A.Ş.


4. Organize Sanayi Bölgesi 83422 No'lu Caddede Şehitkamil GAZIANTEP / TURKEY

This certificate attests that all provisions concerning the assessment and verification of constancy of performance described in Annex ZA of the standards

EN 15088:2006

under system 2+ are applied and that

**the factory production control is assessed to be in conformity
with the applicable requirements**


UDEM International Certification
Auditing Training Centre Industry
and Trade Co. Ltd.
A.YÜCEL KERİMOĞLU
General Manager

This certificate was first issued on 13.05.2015 and will remain valid as long as neither the harmonised standard, the construction product, the AVCP methods nor the manufacturing conditions in the plant are modified significantly, unless suspended or withdrawn by UDEM.

Address: Mutlukent Mahallesi 2073 Sokak (Eski 93 Sokak) No:10 Çankaya – Ankara – TURKEY

Phone: +90 0312 443 03 90 Fax: +90 0312 443 03 76

E-mail: info@udemitd.com.tr www.udemitd.com.tr





T.C.
TÜRK PATENT ENSTİTÜSÜ

MARKA TESCİL BELGESİ

Marka No : 2012 50009 - Ticaret

ENDER *Alüminyum*

Marka Sahibi : ENDERPEN PVC YAPI ELEMANLARI SAN. VE
TİC. A.Ş.
TÜRKİYE CUMHURİYETİ
2.ORGANİZE SANAYİ TEAŞ BİTİŞİĞİ NO:72
BAŞPINAR GAZİANTEP
Emtiası : 06
İlişiktir.

Markaların Korunması Hakkında 556 Sayılı Kanun Hükmünde
Kararnameye göre 31/05/2012 tarihinden itibaren ON YIL müddetle
01/08/2013 tarihinde tescil edilmiştir.

Elif B. AKIN
Enstitü Başkanı a.
Markalar Dairesi Başkanı

TÜRK PATENT [●] ENSTİTÜSÜ

ENDER YAPI ELEMANLARI A.Ş.

ENDERPEN® ENDERSIDING® ENDER ALÜMİNYUM®
OPTIMALINE® WINFORM® SAFİRPEN®

ENDER PVC FABRİKA

2. Organize Sanayi Bölgesi
27120 Başpınar,
Gaziantep/TURKEY
T +90 342 337 29 29
F +90 342 337 12 29

ENDER ALÜMİNYUM FABRİKA

4. Organize Sanayi Bölgesi
83422 Nolu Cad. No.3 Şehitkamil,
Gaziantep/TURKEY
T +90 342 290 35 03
F +90 342 337 12 29

İSTANBUL BÖLGE

Balance Güneşli,
Mahmutbey Mahallesi,
Taş Ocağı Yolu Caddesi
No: 19/7 Kat:10
Kapı No:107 Bağcılar,
İstanbul – TÜRKİYE
T +90 212 422 00 03
F +90 212 422 00 02

EGE BÖLGE

Yeni Keresteçiler
Sanayi Sitesi
Cemal Bayar Bulvarı
No.19-21
Görece-Menderes
İzmir/TURKEY
T +90 232 781 18 74
F +90 232 781 18 74

ANKARA BÖLGE

İvedik Organize Sanayi Bölgesi
Ağaç İşleri San Sit 1354 Cad
1357 Sokak No 46 Yenimahalle
Ankara – TÜRKİYE
T +90 312 394 33 72
F +90 312 394 33 72

ADANA BÖLGE

Gürsel Paşa Mahallesi,
Aliya İzzet Bergovlu
Bulvarı No: 52 / A Seyhan
Adana – TÜRKİYE
T +90 322 247 10 22
F +90 322 247 10 22

BURSA BÖLGE

Güllük Mahallesi,
Ankara Asfaltı Üzeri No.360/A
Bursa/TURKEY
T +90 224 368 95 98
F +90 224 368 95 98

KARADENİZ BÖLGE

19 Mayıs Sanayi Sitesi
Şabanoğlu Mahallesi
Kutlukent Bulvarı
No : 138 Tekkeköy,
Samsun – TÜRKİYE
T +90 362 266 47 00
F +90 362 266 47 01